Fort Collins-Loveland Water District Agenda
Tuesday, July 19, 2022 7:00 PM
5150 Snead Drive, Fort Collins, CO

Page

1. (7:00PM) Roll Call

2. (7:00PM) Consideration of the Agenda

3. (7:05PM) Public Comment

4. (7:05PM) Consent Agenda

4.1. **Acceptance of the minutes of the regular board meeting of June 21, 2022** 5 - 83
Fort Collins-Loveland Water District - Jun 21 2022 - Minutes Draft Small.pdf

4.2. **Financial Statements** 84 - 93
Presenter: Amanda Proctor
06.30.22 FCLWD FS.pdf

4.3. **Distributions** 94 - 99
Presenter: Amanda Proctor
22-06 Dist.pdf

4.4. **Credit Card Users** 100
Presenter: Amanda Proctor
FCLWD - Memo Credit Card Users.pdf

4.5. **Tap Database Modernization Project (ACTION REQUIRED):** 101 - 102

Presenter: Amanda Proctor

FCLWD - Memo Tap Database Modernization.pdf

Recommended Motion: Request the Board motion to approve the tap database modernization project, the envisioning and planning phases, in the amount not to exceed $28,000.00.

4.6. **2021 Financial Statement Audit (ACTION REQUIRED):** 103 - 105

Presenter: Amanda Proctor

FCLWD - Memo re 2021 Financial Statement Audit.pdf

Recommended Motion: Move to ratify the approval of Baker Tilly to Conduct the 2021 audit in the amount of $24,945.00.

4.7. **Capital Projects - Extra 24" Valve Purchase for the 24" Waterline along Brands West (ACTION REQUIRED)** 106 - 108

Presenter: Sam Lowe

District BOARD_24inValve_CoverLetter - 2022.pdf

Brands West - COR #26 24 inch Shut-Off Valve at Byrd Dr - 060322 (002).pdf

Recommended Motion : Move that the District pay the full amount of $32,152.01 for the valve's cost as the valve was necessary to the District for the connection of the new 24” line into the existing 24” line.

4.8. **Tap Purchases** 109 - 110

2022 Water Tap Sales Summary.pdf

Recommended Motion: Move to approve Consent Agenda

5. (7:10PM) Morgan Stanley Investment Presentation

Presenter: Nick Yip

6. (7:20PM) Manager's Report

6.1. **General Information**

6.2. **Staffing Update**

7. (7:30PM) Water Resource Information

Presenter: Chris Pletcher/ Richard Raines

7.1. **(7:30PM) Drought Plan - Draft Report for Review at Study Session July 26th.**

7.2. **(7:35PM) NISP WIFIA Letter of Intent** 111 - 123

Task 3 - White Paper LT NISP Participation - Draft for Board Review 7.19.2022.pdf

NISP Enterprise Letter.pdf

7.3. **(7:40PM) Kyle Whitaker : Colorado River Update - Water Resources Information**

7.4. **(8:45PM) Water Supply Forecast**

7.5. **(8:50PM) Rob Graves - Long Term Water Rental Agreement** 124 - 128

Rob Graves - Long Term Water Rental Agreement.pdf

7.6. **(8:55PM) Larimer No. 2 OPP Project - Agreement Approval (ACTION REQUIRED):**

129 - 138

Recommended Motion: Move to approve the Larimer No. 2 Canal long term carriage agreement as presented.

20220712-compare final EXCESS CAPACITY AGREEMENT to company's version.pdf

2020-2022 Inflow Pumping summary&ROI.pdf

7.7. **(9:00PM) Treiber B Outfall Metering - $10,000 share per District, already budgeted**

7.8. **(9:05PM) Overland Pond Maintenance - 50% Greeley 50% TriDistricts Underway, spent $9k to date 7/7. Maintenance Agreement with Greeley for Board Awareness**

8. (9:10PM) Management and Facilities Sharing Agreement

8.1. **Executive Session: The Board may enter into executive session as authorized by Section 24-6-402 (4) (e) (I), C.R.S. to determine positions relative to matters that may be**

subject to negotiations concerning the Management and Facilities Sharing Intergovernmental Agreement with South Fort Collins Sanitation District.

Recommended Motion: Move that the Board enter into Executive Session pursuant to Section 24-6-402 (4)(e)(I) of the Colorado Revised Statutes to determine positions relative to matters subject to negotiations concerning the Management and Facilities Sharing Intergovernmental Agreement with the South Fort Collins Sanitation District.

9. (9:25PM) Other Business

10. (9:30PM) Adjournment

Fort Collins Loveland District Minutes
Tuesday, June 21, 2022 7:00PM
5150 Snead Drive, Fort Collins, CO, 80525

On June 21st, 2022, at 7:00 PM the Fort Collins - Loveland Water District met for a Regular meeting. The location of the meeting was 5150 Snead Drive, Fort Collins, CO, 80525. The District properly noticed the meeting pursuant to Code §32-1-903(1)-(2) and §24-6-402(2)(c), C.R.S.

Page

1. (7:00PM) Roll Call

2. (7:00PM) Consideration of the Agenda

The Board moved to have agenda modified by pulling item 4.1 off consent to be addressed separately.

Moved by: Peter O'Neill
Seconded by: Dale Leach

Carried 5-0

3. (7:05PM) Public Comment
No public comments.

4. Consent Agenda (ACTION REQUIRED):

4.1. **Financial Statements** 9 - 18
05.3122 FCLWD FS.pdf

4.2. **Distributions** 19 - 30
22-05 Dist.pdf

Recommended Motion: Move to approve Consent Agenda.

A motion was made to approve Consent Agenda.

Moved by: Ron Ruff
Seconded by: Dale Leach

Carried 5-0

5. Acceptance of the minutes of the special board meeting of May 25, 2022 (ACTION REQUIRED):

This item was pulled from the Consent Agenda to be considered separately.

Motion was made to remove Item #5 (Sewer Board Meeting Notes) and summarize Item #10.4 from the FCLWD Special Meeting minutes of May 25th, 2022.

Moved by: Peter O'Neill
Seconded by: Dale Leach

Carried 5-0

6. WildRock Q2 Update

Presenter: Annika Deming - WildRock PR

FCLWD - Q2 Board Presentation.pdf

7. FCLWD - 2021 Audit Extension

Presenter: Chris Pletcher

FCLWD - 2021 audit extension.docx

extension_12_31_2021.docx

7.1. **Selection Panel for new auditor for 2021 (ACTION REQUIRED):**

Recommended Motion: Nominate _____ for the auditor selection panel.

Motion was made to nominate Director and Treasurer William Dieterich for the auditor selection panel.

Moved by: Peter O'Neill
Seconded by: Ron Ruff

Carried 5-0

7.2. **Contract Approval for New Auditor (ACTION REQUIRED):**

Recommended Action: Authorize General Manager to approve new auditor within the signature limit of General Manager.

Revised Motion was made to authorize General Manager to approve new auditor within an amount not to exceed. $20,000.

Moved by: Dale Leach
Seconded by: James Borland

Carried 5-0

8. Capital Projects

8.1. **Chlorine Inline Monitors (ACTION REQUIRED):** 48 - 52

Presenters: Vic Federico

Chlorine Inline Monitors

halo cut sheets.pdf

48 - 52

Recommended Motion: Move to install one Chlorine Inline Monitor at the Timberline Meter Vault in the amount of $8,099.00.

Motion was made to move to install one Chlorine Inline Monitor at the Timberline Meter Vault in the amount of $8,099.00.

Moved by: Dale Leach
Seconded by: Ron Ruff

Carried 5-0

8.2. **Airport Pump Station Expansion Conceptual Study (ACTION REQUIRED):** 53 - 55

Presenter: Sam Lowe

FCLWD Memo Airport Pump Station.pdf

2022_5_25 Airport Pump Station Expansion Study Letter.pdf

2022_5_25 Airport Pump Station Expansion Study Exhibit A.pdf

53 - 55

Recommended Action: Move to approve the proposal provided by Ally Utility to provide a conceptual study of the Airport Pump Station in the amount of $23,973.00.

Motion was made to approve the proposal provided by Ally Utility to provide a conceptual study of the Airport Pump Station in the amount of $23,973.00.

Moved by: Peter O'Neill
Seconded by: Ron Ruff

Carried 4-1 - Dale Leach Dissenting

8.3. **Finished Water Storage - Future Capacity Planning (ACTION REQUIRED):** 56 - 59

Presenter: Chris Pletcher

FCLWD Board Memo - Finished Water Storage - Future Capacity Planning.pdf

2022_5_8 Tank Study Letter.pdf

2022_5_8 Tank Study Exhibit A.pdf

56 - 59

Recommended Motion: Move to approve the Finished Water Storage Future Capacity Planning proposal from Ally Utility Consulting in the amount not to exceed $30,938.

Moved to approve the Finished Water Storage Future Capacity Planning proposal from Ally Utility Consulting in the amount not to exceed $30,938.

Moved by: Ron Ruff
Seconded by: Peter O'Neill

Carried 4-1 - Dale Leach Abstaining

8.4. **Longview Service Evaluation (ACTION REQUIRED):** 60 - 65

FCLWD Memo Longview Evaluation.pdf

Revised Task Order 1 Scope and fee-Final.pdf

LongviewSITE.pdf

LongviewSITE2.pdf

60 - 65

Recommended Action: Move to hire Kimley Horn to perform the Longview Service Area Evaluation in the amount of $16,800.00.

A motion was made to hire Kimley Horn to perform the Longview Service Area Evaluation in the amount of $16,800.00.

Moved by: Dale Leach
Seconded by: James Borland

Carried 5-0

9. Manager's Report

9.1. General Information

- The General Manager provided an update on the facilities sharing agreement with the Sanitation District.

- General Manager provided an outlook on future staffing and recruiting efforts.
- The Board requested oversight of the District credit card usage and limits for the next board meeting.
- The General Manager is preparing a list of assets (vehicles and trailers) to sell / trade with the Sanitation District and will bring this to the Board for consideration next month.

The Board made a motion to have Special Counsel Scott Holwick work to establish an end date for the separation of the FCLWD and the SFCSD of January 1, 2023.

Whereas the Fort Collins-Loveland Water District believes the cost and quality of service interests of the mutual customers with the South Fort Collins Sanitation District are best served by the continuation of a shared services approach to operation of the two districts, and

Whereas the South Fort Collins Sanitation District has deliberated and approved a course of action to effect a complete separation from the Fort Collins Water District, and

Whereas the 2018 Management and Facilities Sharing Agreement (Agreement) provides that either party may request modification to the Agreement,

Therefore, the Fort Collins-Loveland Water District hereby requests to the South Fort Collins Sanitation District to modify the Agreement to reflect completely independent operation of the South Fort Collins Sanitation District from the Fort Collins-Loveland Water District effective January 1, 2023.

Moved by: Ron Ruff

Seconded by: William Dieterich

Carried 5-0

9.2. **Tap Purchases** 66 - 67

2022 Water Tap Sales Summary.pdf

9.3. **Staffing Update on Open Positions**

- Operations Superintendent - discussion of required candidate qualifications and scope of recruiting effort
- District Engineer - scheduling interviews

9.4. **District Financial Investments Update** 68 - 78

- Review of Investment Accounts

  20220531 District Investment Accounts.pdf
- Investment Policies and Procedures

  1ST BANK - FCLWD INVESTMENT POLICY 7-13-18.pdf
- Risk vs. Return

  20220615 COLOTRUST Update.pdf

  20220531 Morgan Stanley Investment Summary.pdf

  20220602 Memo on Certificate of Deposit Investments.pdf

  The Board asked for a brief virtual presentation from Morgan Stanley on our investments on a quarterly basis.

10. (8:20PM) Water Resources Information

10.1. **Update - FCLWD Year to Date Water Usage** 79

Presenters: Richard Raines & Chris Pletcher

FCLWD WY 2022 - Dashboard.pdf

10.2. **Upcoming Water Resource Items**

- Presentation on Colorado River Issues by Kyle Whitaker, Northern Water - July Board Meeting
- Long-term Demand vs Supply and NISP - Results of Staff Analysis - Work Session
- Non-Tributary Groundwater and Cobb Lake Water Treatment Plant Update -Work Session
- Set date for board work session on water resource issues
- *July 26th 10:00am - 2:00pm, lunch provided*

11. Other Business

None

12. Adjournment

Adjournment at 9:31P.M.

Board Secretary

Board President

Draft

FORT COLLINS – LOVELAND WATER DISTRICT

MONTHLY FINANCIAL REPORT

May 31, 2022*

- **Page 1 – Aged Accounts Receivable**
- **Page 1 – Metered Revenue Comparison**
- **Page 2 – Cash and Investments**
- **Page 2 – Expenditures**
- **Page 3 – Investment Account Review**
- **Page 4 – Revenue and Expenses – Budget vs. Actual**
- **Page 9 – Tap Sales**

***Numbers in this report are subject to change as items are posted into the period they occurred.**

FORT COLLINS-LOVELAND WATER DISTRICT

May 31, 2022

Aged Accounts Receivable (Customer Billings)

Current	$ 1,190,855	97.5%	
30 Days	14,766	1.2%	
60 Days	1,020	0.1%	
90 Days	487	0.0%	
120 Days	14,222	1.2%	*
	$ 1,221,350	100.0%	

*Accounts greater than 120 days have service disconnected

Note> Above amounts *excludes* credits on customer accounts.

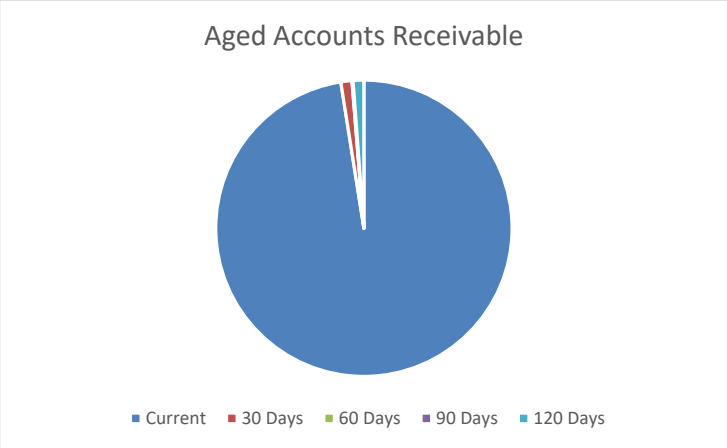

Metered Revenue Comparison

	2022	2022 - Budget	Historic Average
JAN	$ 603,507	$ 555,987	578,542
FEB	630,328	$ 546,678	568,855
MAR	600,369	$ 526,608	547,971
APR	656,593	$ 554,971	577,484
MAY	1,046,460	$ 667,510	694,588
JUN		$ 1,164,693	1,211,941
JUL		$ 1,838,479	1,913,061
AUG		$ 2,151,039	2,238,300
SEP		$ 2,123,636	2,209,785
OCT		$ 1,611,222	1,676,584
NOV		$ 792,410	824,555
DEC		$ 566,768	589,760
Totals	$ 3,537,255	$ 13,100,000	$ 13,631,426

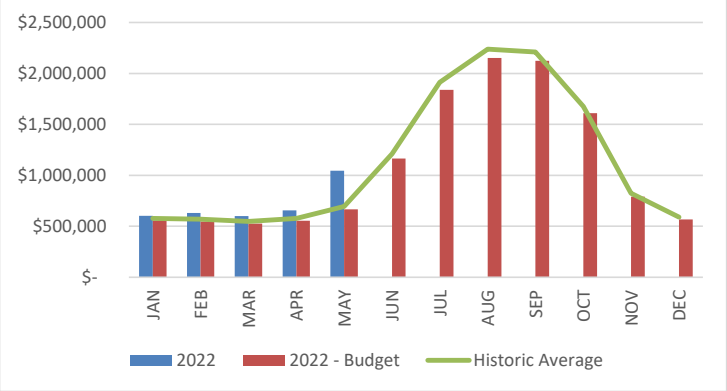

Metered revenue includes billings to customers and is the primary source of operating revenue.
Customers are billed for the prior month's consumption. The seasonal projection is the average of the last three years' revenue.
The fluxuation year over year is the result of weather variations, increase in number of customers served and rate increases.

Note: The historic average is the average of the last three years' revenue.

May 31, 2022

Cash and Investments

		Yield	
Cash on Hand			$ 100
Cash in Bank			5,865,193
Savings			
	1st Bank Liquid Asset	0.01%	1,000,008
	Colotrust	0.79%	59,520,484
	CSAFE	0.79%	32,788,061
Government Securities		4.90%	41,317,875
			140,491,722
Restricted for Debt Service			(1,127,500)
Available Cash and Investments			$ 139,364,222

Expenditures

Department	2022 Budget	2022 Actual	2021 Actual**
Source and treatment	$ 5,985,275	$ 2,548,050	$ 2,128,075
Personnel	4,084,460	1,228,111	-
Engineering	223,000	81,524	322,855
Distribution	984,750	307,055	714,779
Technical services	535,000	92,790	-
Office	705,500	336,709	437,831
Administration	506,690	213,360	405,517
Operating capital replacement	18,953,640	232,789	2,249,695
Non-operating expenses	17,016,036	1,791,250	6,072,531
	$ 48,994,351	$ 6,831,637	$ 12,331,283

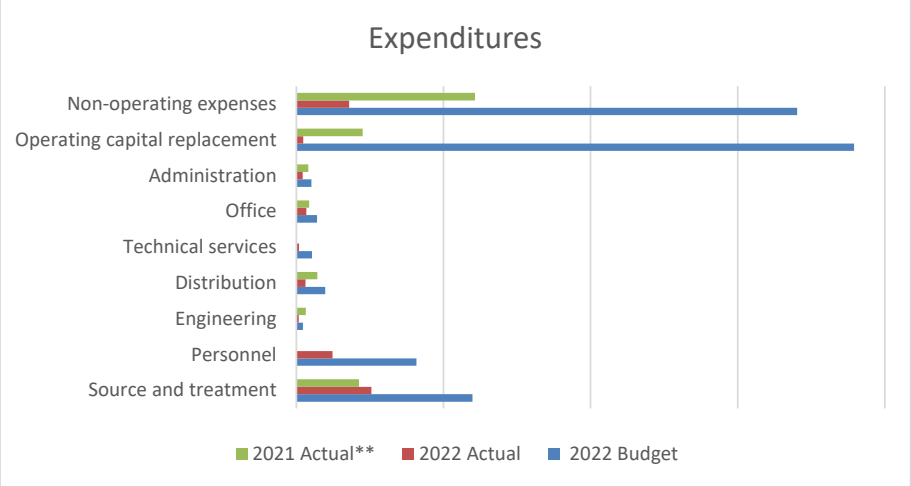

** 2021 Actual is based off of 2021 budget format. Budget format changed in 2022.

MSSB Account Summary

ICAP-Fort Collins Loveland (83270)

Functional Currency: USD 05/01/2022 - 05/31/2022

Return to Table of Contents

Dated: 06/06/2022

Accounting

Balance Sheet Classification

	Book Value	Market Value
Cash & Cash Equivalents	4,150,517.31	4,150,517.31
Short Term Investments	8,003,933.56	7,939,520.00
Long Term Investments	30,218,979.20	29,236,397.50
Accrued Interest Receivable	29,990.97	29,990.97
Equity	0.00	0.00
Alternative Investments	0.00	0.00
Total	**42,403,421.03**	**41,356,425.78**

Unrealized Gain/Loss

Beginning Unrealized Gain/Loss	-1,190,662.51
Unrealized Gain	0.00
Unrealized Loss	-1,046,995.25
Net Unrealized Gain/Loss	**-1,046,995.25**
Change Unrealized Gain/Loss	143,667.26

Interest Income Detail

	Tax Exempt	Taxable
Beginning Accrued	0.00	22,667.74
Purchased Accrued	0.00	0.00
Sold Accrued	0.00	0.00
Coupons Received	0.00	8,010.09
Equity Dividends Received	0.00	0.00
Interest Accrued In Period	0.00	15,333.32
Other Income	0.00	0.00
Interest Income Total	**0.00**	**15,333.32**
Ending Accrued	0.00	29,990.97

Amortization/Accretion

	Tax Exempt	Taxable
Beginning Amortized Cost	0.00	42,363,619.73
Purchases	0.00	23,958.72
Sales	0.00	0.00
Ending Amortized Cost	0.00	42,373,430.06
Amortization/Accretion	**0.00**	**1,800.24**

lized Gain/Loss

alized Gain	0.00
alized Loss	0.00
alized Impairment Loss	0.00
t Realized Gain/Loss	**0.00**

enses

0.00

Performance

Summary

	Actual	Annualized
Income Return	0.06%	0.69%
Price Return	0.35%	4.18%
Total Return	**0.41%**	**4.90%**

Market Value

Daily Average Market Value	41,281,007.51
Beginning Market Value	41,195,624.96
Ending Market Value	41,356,425.78
Change In Market Value	**160,800.82**

Transactions

Purchases/Sales/Maturities/Redemptions

	Purchases	Sales	Maturities	Redemptions
Cash & Cash Equivalents	-23,958.72	0.00	0.00	0.00
Short Term Marketable Securities	0.00	0.00	0.00	0.00
Long Term Marketable Securities	0.00	0.00	0.00	0.00
Equities	0.00	0.00	0.00	0.00
Funds	0.00	0.00	0.00	0.00
Alternative Investments	0.00	0.00	0.00	0.00
Total	**-23,958.72**	**0.00**	**0.00**	**0.00**

Cash Transfers

0.00

Security Transfers

Transfers In	0.00
Accrued Transfers In	0.00
Transfers Out	0.00
Accrued Transfers Out	0.00
Total	**0.00**

Risk

Summary

Purchase Yield	0.670
Duration (Years)	1.303
Duration (Days)	476
WAM (Effective)	1.364
WAM (Days)	498.000
Avg Credit Rating	AAA/Aaa/AAA

Duration

0-90 Days	14.86
90-180 Days	4.82
180-365 Days	9.56
1-2 Years	46.89
Over 2 Years	23.87

Credit Ratings

AAA/Aaa	100.00
AA/Aa	0.00
A/A	0.00
BBB/Baa	0.00
Non-Invest	0.00
Not Rated	0.00

Sectors

Cash	10.04
Government	56.38
Agency	28.76
Municipal	0.00
Corporate	4.83
Asset Backed	0.00
Mortgage Backed	0.00
Equity	0.00

FORT COLLINS - LOVELAND WATER DISTRICT
SCHEDULE OF REVENUE AND EXPENDITURES - BUDGET vs ACTUAL

	Annual Budget	Actual - Budgetary Basis	Variance Under Budget (Over Budget)	Variance %age
Revenue				
Operating Revenue				
Metered revenue	$ 13,100,000	$ 3,537,255	$ 9,562,745	27.00%
Water sales - construction	300,000	333,997	(33,997)	111.33%
Town of Windsor	412,500	172,520	239,980	41.82%
Water rental	175,000	190,299	(15,299)	108.74%
Miscellaneous income	150,000	1,276,798	(1,126,798)	851.20%
Management fees - SFCSD	974,282	405,951	568,331	41.67%
Total operating revenue	15,111,782	5,916,820	(9,194,962)	39.15%
Non-Operating Revenue				
Property Tax (1.500 mills)	1,489,085	964,498	(524,587)	64.77%
Interest on investments	200,000	169,012	(30,988)	84.51%
Tap fees (water)	12,684,300	9,873,600	(2,810,700)	77.84%
Tap fees (PIF)	3,667,800	3,955,913	288,113	107.86%
Meter fees	97,500	124,645	27,145	127.84%
Total non-operating revenue	18,138,685	15,087,667	(3,051,018)	83.18%
Total revenue	33,250,467	21,004,488	(12,245,979)	63.17%
Expenses				
Source and Treatment				
Assessments	1,505,000	1,054,399	450,601	70.06%
Soldier Canyon	1,980,000	949,895	1,030,105	47.97%
City of Loveland	30,000	-	30,000	0.00%
FTC - Water Sale IGA	2,410,275	543,756	1,866,519	22.56%
Water Resource Consulting	60,000	-	60,000	0.00%
Total source and treatment	5,985,275	2,548,050	3,437,225	42.57%

FORT COLLINS - LOVELAND WATER DISTRICT
SCHEDULE OF REVENUE AND EXPENDITURES - BUDGET vs ACTUAL

	Annual Budget	Actual - Budgetary Basis	Variance Under Budget (Over Budget)	Variance %age
Personnel				
Wages	3,057,000	895,269	2,161,731	29.29%
Overtime & On-Call Pay	55,000	19,942	35,058	36.26%
Payroll Taxes	248,960	67,335	181,625	27.05%
Medical Insurance	390,000	162,500	227,500	41.67%
Life Insurance	21,000	7,521	13,479	35.81%
Retirement	145,300	36,993	108,307	25.46%
Worker's Compensation Ins	26,600	15,008	11,592	56.42%
Education & Training	60,000	7,577	52,423	12.63%
Cell Phone Service	20,000	4,792	15,208	23.96%
Safety Program	36,000	6,961	29,039	19.34%
Uniforms	10,500	3,148	7,352	29.98%
Employee Awards & Recognition	6,500	106	6,394	1.63%
Recruiting & Onboarding	5,000	468	4,533	9.35%
Dues And Subscriptions	1,500	462	1,038	30.80%
Travel	1,100	30	1,070	2.72%
Total personnel	4,084,460	1,228,111	2,856,349	30.07%
Engineering				
Consulting	75,000	73,812	1,188	98.42%
Fuel	6,000	1,336	4,664	22.26%
Miscellaneous	3,000	514	2,486	17.12%
R & M - equipment	2,500	-	2,500	0.00%
R & M - vehicles	4,500	3,883	617	86.29%
Software maintenance	127,000	649	126,351	0.51%
Supplies	5,000	1,331	3,669	26.63%
Total engineering	223,000	81,524	141,476	36.56%
Distribution				
R & M - lines & equipment	393,750	116,468	277,282	29.58%
R & M - tank cleaning	150,000	9,255	140,745	6.17%
Fuel	37,000	12,484	24,516	33.74%
Meter hosting service	50,000	46,343	3,657	92.69%
Office supplies	1,500	951	549	63.39%
R & M - vehicles	33,000	16,192	16,808	49.07%
Supplies	3,000	1,334	1,666	44.46%
Utilities - Pump Stations	241,500	74,595	166,905	30.89%

FORT COLLINS - LOVELAND WATER DISTRICT
SCHEDULE OF REVENUE AND EXPENDITURES - BUDGET vs ACTUAL

	Annual Budget	Actual - Budgetary Basis	Variance Under Budget (Over Budget)	Variance %age
Utility locates	20,000	13,447	6,553	67.24%
Water quality testing	55,000	15,987	39,013	29.07%
Total distribution	984,750	307,055	677,695	31.18%
Technical Services				
Repairs & Maintenance - Remote Facilities	200,000	42,873	157,127	21.44%
Telemetry	100,000	14,790	85,210	14.79%
Repairs & Maintenance - Administration Building	100,000	26,364	73,636	26.36%
Security	50,000	1,214	48,786	2.43%
Consulting	50,000	7,548	42,452	15.10%
Software Renewal And Maintenance	35,000	-	35,000	0.00%
Total technical services	535,000	92,790	442,210	17.34%
Office				
Bank service charges	45,000	18,762	26,238	41.69%
Miscellaneous expense	500	-	500	0.00%
On-line bill processing	100,000	34,210	65,790	34.21%
Payroll processing	12,000	4,533	7,467	37.77%
Postage	46,000	17,395	28,605	37.81%
Printing	31,000	14,522	16,478	46.84%
Publications & notices	1,000	204	796	20.43%
R & M - equipment	11,000	6,944	4,056	63.13%
Software maintenance	60,000	24,543	35,457	40.91%
Supplies	19,000	7,072	11,928	37.22%
Telephone	16,000	6,971	9,029	43.57%
Consulting	266,000	179,113	86,887	67.34%
Customer relations	26,000	1,959	24,041	7.53%
Water conservation	72,000	20,480	51,520	28.44%
Total office	705,500	336,709	368,791	47.73%

FORT COLLINS - LOVELAND WATER DISTRICT
SCHEDULE OF REVENUE AND EXPENDITURES - BUDGET vs ACTUAL

	Annual Budget	Actual - Budgetary Basis	Variance Under Budget (Over Budget)	Variance %age
Administration				
Directors' fees	14,400	4,462	9,938	30.98%
Directors' payroll taxes	1,150	314	836	27.30%
Directors' expense	11,000	1,169	9,831	10.63%
Audit & consulting fees	15,750	-	15,750	0.00%
Collection fees	29,590	18,349	11,241	62.01%
Consulting	30,000	25,137	4,863	83.79%
Contingency	15,000	2,364	12,636	15.76%
Dues & subscriptions	11,800	10,129	1,671	85.84%
Insurance - liability	61,950	61,869	81	99.87%
Insurance - property	32,550	40,526	(7,976)	124.50%
Janitorial service	13,000	6,071	6,929	46.70%
Legal	250,000	31,333	218,667	12.53%
Miscellaneous expenses	500	127	373	25.35%
Utilities - admin building	20,000	11,511	8,489	57.55%
Total administration	506,690	213,360	293,330	42.11%

FORT COLLINS - LOVELAND WATER DISTRICT
SCHEDULE OF REVENUE AND EXPENDITURES - BUDGET vs ACTUAL

	Annual Budget	Actual - Budgetary Basis	Variance Under Budget (Over Budget)	Variance %age
Operating Capital Replacement				
Source & treatment - operating	9,364,140	-	9,364,140	0.00%
Meters - operating	65,000	21,180	43,820	32.58%
Distribution - operating	7,168,000	131,388	7,036,612	1.83%
Operations equipment	267,000	8,519	258,481	3.19%
Office & engineering equipment	62,500	40,627	21,873	65.00%
Building improvements - operating	2,027,000	31,076	1,995,924	1.53%
Total operating capital replacement	18,953,640	232,789	18,720,851	1.23%
Total operating expenses	31,978,315	5,040,387	26,937,928	15.76%
Non-Operating Expenses				
Interest on bonds (2010 issue)	102,500	42,708	59,792	41.67%
Debt service - 2010 issue	1,000,000	-	1,000,000	0.00%
Interest on CWCB notes	6,585	-	6,585	0.00%
Debt service - CWCB notes	11,001	-	11,001	0.00%
Source & treatment	541,200	41,411	499,789	7.65%
Water projects / acquisitions	6,188,900	3,048	6,185,852	0.05%
Water storage	2,585,850	1,615,899	969,951	62.49%
Meters	130,000	85,128	44,872	65.48%
Distribution	6,450,000	3,056	6,446,945	0.05%
Total non-operating expenses	17,016,036	1,791,250	15,224,786	10.53%
Net Income (Loss)	$ (15,743,884)	$ 14,172,851	$ 29,916,735	

May 31, 2022

Tap Sales

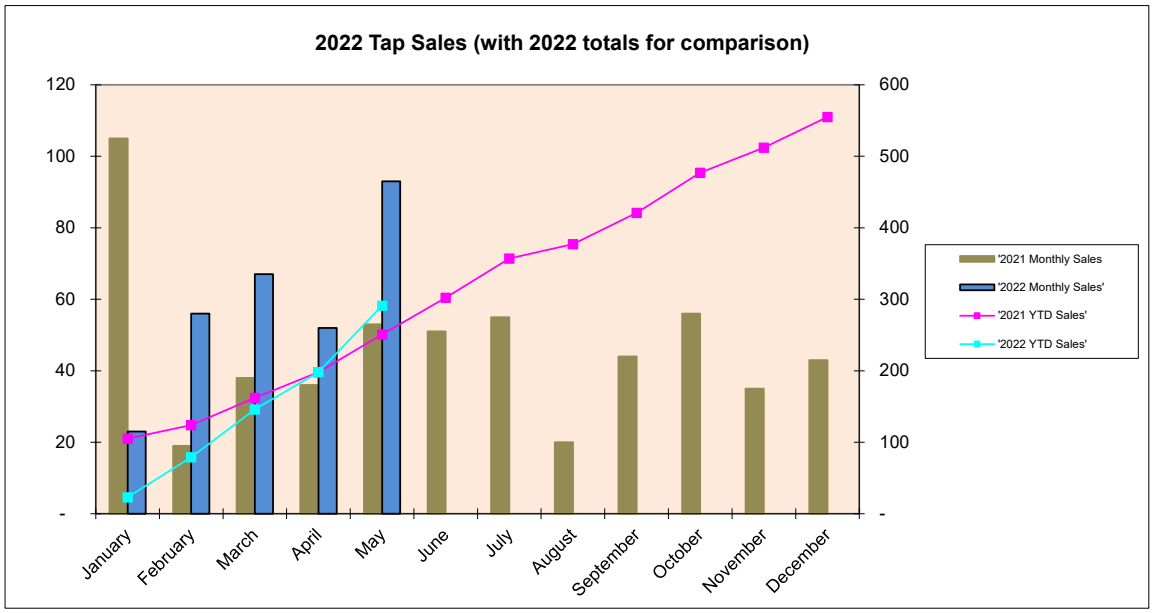

	Water Purchased		Water Provided		City Water		2022 Totals			2021 Totals		
	# of taps	$	# of taps	$	# of taps	$	# of taps	$	YTD taps	# of taps	$	YTD taps
January	23	2,007,111	-	-	-	-	23	2,007,111	23	105	4,214,746	105
February	56	2,465,981	-	-	-	-	56	2,465,981	79	19	1,286,484	124
March	67	2,763,405	-	-	-	-	67	2,763,405	146	38	1,553,873	162
April	52	2,373,870	-	-	-	-	52	2,373,870	198	36	2,076,121	198
May	93	4,219,145	-	-	-	-	93	4,219,145	291	53	3,368,317	251
June	-	-	-	-	-	-	-	-		51	3,665,527	302
July	-	-	-	-	-	-	-	-		55	3,795,546	357
August	-	-	-	-	-	-	-	-		20	934,665	377
September	-	-	-	-	-	-	-	-		44	4,506,298	421
October	-	-	-	-	-	-	-	-		56	2,417,654	477
November	-	-	-	-	-	-	-	-		35	1,525,251	512
December	-	-	-	-	-	-	-	-		43	2,518,850	555
Totals	**291**	**13,829,512**	**-**	**-**	**-**	**-**	**291**	**13,829,512**		**555**	**31,863,332**	

DISTRICT TAP TOTAL **19,426**

FORT COLLINS-LOVELAND WATER DISTRICT
DISTRIBUTIONS
May 2022

Check #	Issued To	Description	Amount
87233 - 87238	CUSTOMER REFUNDS	OVERPAYMENT REFUNDS	$351.28
87239	ROBERT HALF OFFICE TEAM	TEMP SERVICE - AILEEN MAZAK W/E 04/08/22, TEMP SERVICE - ELIZABETH ALDANA, TEMP SERVICE - AILEEN MAZAK - W/E 04/15/2022, TEMP SERVICE - ELIZABETH ALDANA	$6,599.27
87240	ACE HARDWARE - WINDSOR	BATTREY, AAA 20 PK, PRE-MIX GROUT NAT GRY QT, SEALER CONCRT GRY10. 1OZ ACE	$46.97
87241	AFLAC	SUPPLEMENT INSURANCE - APRIL	$387.16
87242	ALL COPY PRODUCTS, INC.	PRINTER CONTRACT COLLECTIONS STD & BLK IMG, PRINTER CONTRACT TREATMENT STD & BLK IMG, PRINTER CONTRACT ENGINEERING STD & BLK IMG, PRINTER CONTRACT OFFICE STD & BLK IMG, PRINTER CONTRACT OPERATION STD & BLK IMG	$779.64
87243	ALLSTREAM	TELEPHONE AND INTERNET SERVICE FOR BUSINESS OFFICE	$911.49
87244	AMAZON CAPITALSERVICES	ORGANIZING STORAGE BOX, SCRAPER, DOUBLE-SIDED TAPE, LOIGYS WIRELESS KEYBOARD & MOUSE COMBO	$2.74
87245	CIVILWORX	COLLEGE & TRILBY PRV RELOCATION - MEETINGS, PLANNING & UTILITIES	$6,610.00
87246	COLORADO ANALYTICAL LAB	DRINKING WATER TESTING - CU/PU - CDH	$160.00
87247	COMPANION LIFE	SUPPLEMENTAL DENTAL INSURANCE FCLWD, SUPPLEMENTAL DENTAL INSURANCE SFCSD	$1,400.30
87248	VOID	VOID CHECK	$0.00
87249	DANA KEPNER COMPANY	3/4" GT114 RUBBER METR WASHERS AND INSIDE GASKET FOR 3/4" IRON PIPE ADAPTER FOR DRILLING MACHINE, 520M MXU 1 PORT TC HOURLY READ LEAK DET, 3/4 SHORT SRII, TRPL, 1-GAL, CI-BTM, L/HS, SENSUS PIT LID HOUSING FOR 520M, 2" C2 MEAS CHAMBER, 1-P, 1-G, AMR, TRPL, #C2018A, 520M MXU, 1 PORT, TC HOURLY READ, LEAK DET, 520M MXU 1 PORT TC HOURLY READ LEAK DET	$36,573.20
87250	DATAPRINT SERVICES, LLC	PRINTING FOR FCLWD 7130, POSTAGE FOR FCLWD 7120, PRINTING FOR SFCSD 1130, POSTAGE FOR SFCSD 1130	$2,188.87

FORT COLLINS-LOVELAND WATER DISTRICT
DISTRIBUTIONS
May 2022

Check #	Issued To	Description	Amount
87251	DELUXE	FCLWD OPERATING ACCOUNTING CHECKS	$1,550.97
87252	THE DIVIDE CANAL AND RESERVOIR COMPANY	DIVIDE CANAL AND RESERVOIR ASSESSMENT	$132,300.00
87253	FORT COLLINS WINLECTRIC	REPAIR & MAINTENANCE - TRILBY TANKS, REPAIR & MAINTENANCE - RIDGEWAY TANKS, 3/4 STL CMPRSN CONNECT, QC1015 BREAKER FOR AIRPORT PUMP STATION, QC1020 BREAKER FOR AIRPORT PUMP STATION, QC1010 BREAKER FOR AIRPORT PUMP STATION	$1,011.05
87254	CITY OF FORT COLLINS	HARMONY AND ROCK CREEK/FOSSIL RIDGE CONNECTIONS MARCH 2022 11.18 MG@ $2.7495 PER THOUSAND GAL, CITY OF FORT COLLINS WATER PROVIDED TO FCLWD CUSTOMERS: BILL FOR MARCH 2022- 122,000 GAL RESIDENTIAL 95,000 GAL COMMERCIAL 217,000 GAL, APRIL MONTHLY CHARGE FOR THE SALE OF POTABLE WATER AS PER THE AGMT BETWEEN THE CITY OF FC & FCLWD: RAW WATER = 1,885.416 AF, POTABLE WATER = AF/1.92=981988 AF O	$102,539.60
87255	GALLEGOS SANITATION	2Y RECYCLE BIN & 4Y BIN PLUS FEE 05/1/2022 THRU 05/31/2022	$159.57
87256	WW GRAINGER, INC.	GRAFFITI REMOVER AEROSOL CAN,CLEAR, THREAD SEAL TAPE, 1/2 IN, PIPE WRENCH, I-BEAM SERRATED 6", MULTIPURPOSE GREASE, NLGI GRADE 2.3 OZ, SANDING SHEET, 11 X 9 IN. 600 G,PK25, SCRATCH BRUSH, SHORT HANDLE, 7-1/4", SPRING SNAP, HD, STEEL 4 IN, DROP-IN ANCHOR, NON-FLANGE, 3/8" DIA PK50, HXHDC SCRW, SS 1.25" 3/8" 10PK	$195.90
87257	HOUSKA AUTOMOTIVE	EMISSION TEST AND NEW BATTERIES - 2004 INTERNATION VIN# 1HTWXSBT34J027818 PLATE CO 846DHR	$706.08
87258	NTT TRAINING	NTT TRAINING - I & C TRAINING FOR D. CAUDILL PO 26062	$1,795.00
87259	PIPESTONE EQUIPMENT	FIELD SERVICE CALL OUT 4/22, MILEAGE 198.31 MILES x 0.59, SOLENOID MANUAL OPERATOR, 8044402K, FREIGHT	$1,243.01

FORT COLLINS-LOVELAND WATER DISTRICT
DISTRIBUTIONS
May 2022

Check #	Issued To	Description	Amount
87260	SANDERSON STEWART	PHASE 001 - SURVEY FIELDS (T&M), PHASE 003 - CONSULTANTS (T&M), PHASE 004 - PRELIM DESIGN (T&M), PHASE 005- MEETINGS & COORDINATION (T&M), PHASE 999 -REIMBURSABLES, WARD SEWER CONCEPT DESIGN - PROFESSIONAL SERVICES - RELATED TO THE I-25 TO CROSSROADS TANK WATERLINE PROJECT	$25,515.65
87261	STAPLES BUSINESS CREDIT	OFFICE SUPPLIES - PO 26057	$361.26
87262	XCEL ENERGY	ELECTRIC AT 5800 E COUNTY ROAD 40 53-0011579801-8	$1,016.84
87263-87266	VOID	VOID CHECKS	$0.00
87267	USA BLUEBOOK	DPD 1 DISPENSER 10ML SAMPLE 100 TESTS, FREE CHLORINE REAGENT SET, FREIGHT, 10 ML SAMPLE KIT 100 TEST, FREE CHLORINE REAGENT SET, BLACK WIRE SHELVING FOR UNIFORMS, MAGNETIC VALVE BOX LIFTER, DECHLORINATION	$1,593.69
87268	VOID	VOID CHECK	$0.00
87269	CONCENTRA HEALTH SERVICES, INC	DOT PHYSICAL	$103.00
87270 - 87281	CUSTOMER REFUNDS	OVERPAYMENT REFUNDS	$743.13
87282	ROBERT HALF OFFICE TEAM	TEMP SERVICE - AILEEN MAZAK W/E 04-22-2022, TEMP SERVICE - AILEEN MAZAK - W/E 04-29-2022	$3,919.01
87283	AMAZON CAPITALSERVICES	CAT6 ETHERNET CABLE, 20 FEET (2 PK), 4PK SPIRAL NOTEBOOK JOURNAL, SHIPPING	$61.20
87284	ANTHEM BC/BS	ANTHEM FOR SEWER COLLECTIONS - 1130, ANTHEM FOR SEWER TREATMENT -1130, ANTHEM FOR WATER ADMIN, ANTHEM FOR WATER ENGINEERING, ANTHEM FOR WATER FIELD SERVICES, ANTHEM FOR WATER OFFICE, ANTHEM FOR WATER OPERATIONS, ANTHEM FOR WATER IT AND DATA	$41,658.19
87285	ARC, INC.	MAY JANITORIAL SERVICES - SNEAD	$728.37

FORT COLLINS-LOVELAND WATER DISTRICT
DISTRIBUTIONS
May 2022

Check #	Issued To	Description	Amount
87286	AVI ENGINEERING PLANNING SURVEYING	PROFESSIONAL FEES & MILEAGE - GIS UPDATE PROJECT - 0483-.22 SURVEY WATER ASSETS, TAFT TO HARMONY 30" WATERMAIN	$3,397.76
87287	A-Z SAFETY SUPPLY	MEDIUM NORTHFLEX RED NYLON, FOAM PVC KNIT GLOVE, SIZE 8, LARGE NORTHFLEX RED NYLON, FOAM PVC KNIT GLOVE, SIZE 9, XLARGE NORTHFLEX RED NYLON, FOAM PVC KNIT GLOVE, SIZE 10, 2XL-ARGE NORTHFLEX RED NYLON, FOAM PVC KNIT GLOVE, SIZE 11	$251.28
87288	BETA HEALTH ASSOCIATION	SUPPLEMENT INSURANCE FOR PERIOD 06/1/2022 THRU 06/30/2022	$313.00
87289	CD ENGINEERING, INC.	PROJECT MANAGEMENT - CRANE, ENGINEER II	$8,047.50
87290	CIVILWORX	CARPENTER ROAD WATERLINE PROJECT, CARPENTER ROAD WATERLINE PROJECT - POTHOLING - TRUBLUE	$16,394.27
87291	COLORADO SPECIAL DISTRICTS POOL	INSURANCE FOR MOBILE OFFICE	$294.00
87292	COLORADO ANALYTICAL LAB	DRINKING WATER - 524.2 TTHMS, DRINKING WATER - 552.2 HAA5	$1,760.00
87293	CONCENTRA HEALTH SERVICES, INC	DOT PHYSICAL RECERTIFICATION	$103.00
87294	DATAPRINT SERVICES, LLC	PRINTING FOR FCLWD 7130, POSTAGE FOR FCLWD 7120, PRINTING FOR SFCSD 1130, POSTAGE FOR SFCSD 1130	$2,349.45
87295	FORT COLLINS WINLECTRIC	HN14 STEEL HEX NUT, A100-1/4 SPRING NUT, MB14112 MACHINE BOLT, HN38 STEEL HEX NUT, A100-3/8 SPRINT NUT, FDV10-25Q 12-10AWG VIN INSD TER, BFV18-8Q 22-18AWG VIN INSD TER, FDV14-250Q 16-14AWG VIN INSD D, B120 SP 20A CKT BRKR, Q0120 MINIATURE CIRCUIT BREAKER, 70574 HEX KEY WRENCH SET, 150-C19NBRSMC-3 AB STARTER, 150-C60NBRSMC-3 AB STARTER, QCF1010 BREAKER, QCF1015 BREAKER, QCF1020 BREAKER, FLQ 001 FUSE, FNQ 002 FUSE, 1CU20R BREAKER, FAZC1 / 1-NA-L BREAKER, FAZC7 / 1 NA-SP BREAKER	$13,542.29
87296-87297	VOID	VOID CHECKS	$0.00

FORT COLLINS-LOVELAND WATER DISTRICT
DISTRIBUTIONS
May 2022

Check #	Issued To	Description	Amount
87298	FIRSTBANK	SFCSD RECEIVABLE, EDUCATION & TRAINING, SAFETY PROGRAM, EMPLOYEE AWARDS & RECOGNITION, EDUCATION & TRAINING, MISCELLANEOUS, SOFTWARE MAINTENANCE, R & M - LINES & EQUIPMENT, SECURITY, SOFTWARE MAINTENANCE, SUPPLIES, CUSTOMER RELATIONS, WATER CONSERVATION, DIRECTORS EXPENSES, MISCELLANEOUS EXPENSES, DUES & SUBSCRIPTIONS	$3,399.63
87299	VOID	VOID CHECK	$0.00
87300	CITY OF FORT COLLINS UTILITIES	ELECTRIC AT 1093 S OVERLAND TRL 536957-86382, ELECTRIC AT 4100 S TAFT HILL RD PUMP 334982-21042, ELECTRIC AT 2825 SKIMMERHORN ST PUMP 406938-74821, ELECTRIC AT 6600 S COLLEGE AVE PUMP 364522-41764, ELECTRIC AT 5150 SNEAD DR 364522-46269, STORMWATER 5150 SNEAD DR 364522-46269, ELECTRIC AT 3103 E HARMONY RD MASTER 364522-55780, ELECTRIC AT 5101 ZIEGLER RD PUMP 364522-81399, ELECTRIC AT 5603 S TIMBERLINE RD 357634-77715, ELECTRIC AT 3211 ROCK CREEK DR 364522-97089	$11,696.19
87301	GENERAL AIR COMPANY	75%ARGON 25% CO2 GAS MIX RENTAL 125CF SILVER SHIELD #8, OXYGEN INDUSTRIAL GRADE RENTAL CHG 125CF SIZE #4, ACETYLENE RENTAL, AFFIDAVIT SIZE #9 GASES, SMALL CYLINDER RENTAL, 20# CYLINDER CYL PURCHASE, HAZARDOUS MATERIALS CHARGE	$93.96
87302	GREYSTONE TECHNOLOGY	WIRELESS BRIDGE FOR TEMPORARY OFFICE FOR NETWORK AND SHORE TEL CONNECTIVITY TO SERVER ROOM, SHIPPING, MAY 2022 FCLWD TOTAL CARE MONTHLY AGREEMENT, WWTP COMPLETE IT MANAGEMENT (25%), WWTP WORKSTATION MANAGEMENT AND SECURITY, WWTP SCADA DATTO SIRUS BACKUP	$11,408.45

FORT COLLINS-LOVELAND WATER DISTRICT
DISTRIBUTIONS
May 2022

Check #	Issued To	Description	Amount
87303	MMS ENVIRONMENTAL LABS	COLIFORM, TOTAL (P/A), SAMPLE PREP/TOTAL/TOTAL RECOVERABLE, ALKALINITY-TOTAL AS CALCIUM CAR, CALCIUM, CONDUCTIVITY, COLIFORM, TOTAL (PRESENCE/ABSENCE)	$3,075.00
87304	NAPA AUTO PARTS	BATTERY CHARGER	$330.00
87305	POUDRE VALLEY REA 2389	ELECTRIC SERVICE FOR 2890 W TRILBY RD 31254001, ELECTRIC SERVICE FOR SWETSVILLE ZOO RD & WEITZEL ST 55740001, ELECTRIC SERVICE FOR 2700 W HORSETOOTH RD 11264001	$677.78
87306	SAFETY SERVICES	2022 MAY FOR SAFETY CONTRACT MONTHLY FEE	$165.00
87307	SNELLING	TEMP SERVICE - SAMUEL ALVAREZ	$598.92
87308	UTILITY NOTIFICATION CENTER	SFCSD POSITIVE RESPONSE RE-NOTIFICATIONS, FCLWD RTL TRANSMISSIONS - LOCATES	$2,566.20
87309	VERIZON WIRELESS	FCLWD CELL - ENGINEERING, ADMIN, OFFICE, WATER OPERATIONS 4550, FCLWD CELL - TELEMETRY 6505, FCLWD - SOFTWARE MAINTENANCE 7155, SFCSD CELL - TREATMENT 6210, SFCSD CELL - COLLECTIONS 5070	$1,942.96
87310	VERIZON CONNECT FLEET USA LLC	FLEET GPS SERVICES - SFCSD, FLEET GPS SERVICES - FCLWD	$716.95
87311	WEX BANK	2022-APRIL ENGINEERING FUEL, 2022-APRIL OPERATION FUEL	$4,094.60
87312	WILDROCK PUBLIC RELATIONS & MARKETING	MONTHLY SERVICES INCLUDE: QUARTERLY PR CAMPAIGNS, MONTHLY BLOG CREATION, QUARTER DIGITAL AND PDF NEWSLETTER PO 26046, APRIL HOURLY WORK, SWAG (COFFEE MUGS) FOR LEAD + COPPER TESTING PROGRAM	$8,760.60
87313	XCEL ENERGY	ELECTRIC AT 7093 COUNTY ROAD 40 53-7839661-3, ELECTRIC AT 5575 E COUNTY ROAD 26 UNIT VLT 53-3134439-5	$184.05
87314	XEROX CORPORATION	APRIL 2022 BASE CHARGE, APRIL 2022 BLACK METER CHARGE, APRIL 2022 COLOR METER CHARGE	$453.54
87315 - 87344	CUSTOMER REFUNDS	OVERPAYMENT REFUNDS	$1,907.75
87345	ROBERT HALF OFFICE TEAM	TEMP SERVICE - ELIZABETH ALDANA - W/E 04/29/2022, TEMP SERVICE - ELIZABETH ALDANA - W/E 05/06/2022	$3,308.80

FORT COLLINS-LOVELAND WATER DISTRICT
DISTRIBUTIONS
May 2022

Check #	Issued To	Description	Amount
87346	ACE HARDWARE - WINDSOR	SPLASH BLOCK BROWN, PULL APART KEY RING	$26.76
87347	AMAZON CAPITALSERVICES	DEENAKIN IPHONE 11 CASE WITH SCREEN PROTECTOR, ALEMITE 500-GREASE GUN, DEVELOPS UP TO 10,000 PSI, OTTERBOX COMMUTER SERIES CASE FOR IPHONE - BLACK, JETECH SCREEN PROTECTOR FOR IPHONE TEMPERED GLASS FILM 2-PACK	$94.60
87348	AMERIGAS	TANK RENT- FIXED-250 GALLON TANK	$126.74
87349	CINTAS	JANITORIAL RESTOCK SUPPLIES & RUG FACILITY SERVICE	$255.35
87350	COLLINS COLE FLYNN WINN ULMER	GENERAL LEGAL FEES - FOR APRIL 2022	$7,560.00
87351	CPS HR CONSULTING	DEMAND HR CONSULTING - MARICARMEN PEOPLES	$60.00
87352	DANA KEPNER COMPANY	2" THREADED BRONZE BALL VALVE NO LEAD, 2" THREADED BRONZE CHECK VALVE, NO LEAD, NL 2 X 3" BRASS NIPPLE, 2-1/2x2" HEX BUSHING, NO LEAD BRASS, HYD. ADP. 2-1/2" FNST X 2" MIPT, 3" OMNI C2 METER, 1000 GAL. COMP LENGTH, 4" OMNI C2 METER, 1000 GAL. COMP LENGTH, 3" 150# RED RUBBER FULL FACE FLANGE BOLT PAK, 1/8	$8,783.50
87353	DATAPRINT SERVICES, LLC	PRINTING FOR FCLWD 7130, POSTAGE FOR FCLWD 7120, PRINTING FOR SFCSD 1130, POSTAGE FOR SFCSD 1130	$1,885.95
87354	FORT COLLINS LOVELAND WATER DISTRICT	WATER SERVICE AT 5150 SNEAD DR 02130000-01, WATER SERVICE AT TIMNATH TANK 02455620-01	$173.37
87355	GE DIGITAL LLC	iCLIENT v6.1 THIN-TERMINAL SERVCIES DEVELOPMENT / RUNTIME ENGLISH 4, iFIX v6.1 PLUS DEVELOPMENT UNLIMITED POINTS ENGLISH, HISTORIAN v8.1 STANDARD 500 POINTS	$3,713.59
87356	GREYSTONE TECHNOLOGY	PENN TESTING - REMEDIATION IMPLEMENTATION, MAY AGREEMENT CLOUD SERVICES - SFCSD, MAY AGREEMENT CLOUD SERVICES - FCLWD	$1,352.75
87357	NCR PAYMENT SOLUTIONS, FL, LLC	APRIL ONLINE PAYMENT PROCESSING FEES	$7,518.97

FORT COLLINS-LOVELAND WATER DISTRICT
DISTRIBUTIONS
May 2022

Check #	Issued To	Description	Amount
87358	CITY OF LOVELAND	ELECTRIC AT 6900 N BOYD LAKE AVE 0050574-018998, ELECTRIC AT 7450 E CROSSROADS BLVD WTANK 0050574-019809, ELECTRIC AT 3951 E COUNTY ROAD 30 0050574-039785	$4,013.07
87359	LYONS GADDIS	APRIL LEGAL FEES	$771.00
87360	PIPESTONE EQUIPMENT	CLA-VAL 3/8" HYTROL VALVE DIAPHRAGM ASSY, 49097K, FREIGHT	$165.12
87361	PITNEY BOWES, INC.	RED INK CARTRIDGE FOR DM100I, BOX #793-5 PO 26066, DISCOUNT	$161.48
87362	POUDRE VALLEY COOP	AERO COUPLER SET 1/4", NIPPLE 1/4 1/2" RD BRS, FE LIME 50%	$78.80
87363	POUDRE VALLEY REA 2389	ELECTRIC SERVICE FOR 2890 W TRILBY RD 26641002, ELECTRIC SERVICE FOR 2110 TRILBY RD 26640002	$367.15
87364	THE REPORTER HERALD	52 WEEKS ALL-ACCESS PLUS DAILY & SUNDAY	$379.60
87365	VAULT SOLUTIONS LLC	HANDLING FEE PER CUBIC FT OR FILE, HANDLING FEE PER CUBIC FT OR FILE, INBOUND 1.2 CUBIC FT BOX, STORAGE 05-01-2022 THRU 05-31-2022 - CUBIC FT STORED 04-2022 - 03-2023	$702.26
87366	WILDROCK PUBLIC RELATIONS & MARKETING	FIVE CUSTOM BIG CARDS, SURPRISE FOR STAFF	$189.00
87367	XCEL ENERGY	GAS AT 5150 SNEAD DR 53-1987493-6, ELECTRIC AT 1170 S OVERLAND TRL BLDG 28/6 53-3079013-3	$404.79
87368 - 87377	CUSTOMER REFUNDS	OVERPAYMENT REFUNDS	$1,246.10
87378	AMAZON CAPITALSERVICES	CAT6 ETHERNET CABLE, 20 FEET 2PK, FLCWD PORTION SUMMER BBQ, SFCSD PORTION SUMMER BBQ, DISPLAY PORT TO VGA ADAPTER 6' CABLE IT, CABLE MATTERS 5-PACK CAT 6 ETHERNET CABLE 10' (5 PACK) IT, CAT6 ETHERNET CABLE, 20 FEET 2PK	$276.86
87379	AUSTIN DEVOPS	DATABASE PROJECT APRIL	$2,775.00
87380	CARA ENTERPRISES, INC.	FCCKNDP212 LICENSE RENEWAL FOR RADIO SIGNALS (METERS, TELEMETRY)	$190.00

FORT COLLINS-LOVELAND WATER DISTRICT
DISTRIBUTIONS
May 2022

Check #	Issued To	Description	Amount
87381	CHRIS MATKINS	COORDINATION WITH GM, SUPPORT NEEDS, WATER RESOURCES MEETINGS AND COORDINATION, NISP REPRESENTATION, MEETINGS UPDATES, REGIONAL WTP REPRESENTATION, MEETING, MANAGE DISTRICT'S BUILD OUT DEMAND PROJECTIONS	$9,725.00
87382	COMPANION LIFE	SUPPLEMENTAL DENTAL INSURANCE	$1,438.58
87383	CONVERGINT TECHNOLOGIES LLC	SERVICE CALL FOR FIRE PANEL NOT COMMUNICATING, MATERIAL COSTS FOR 2 QUAD CAMERAS TO REPLACE 2 EXISTING CAMERAS ON SOUTH SIDE OF BUILDING, MATERIAL COSTS FOR RELOCATING THE 2 NEW INTERAL CAMERAS	$4,159.52
87384	DANA KEPNER COMPANY	IPERL CABLE, 3 WIRE, 6 FT, TR/PL, IPERL CABLE, 3 WIRE, 25 FT, BARE END, SENSUS #49 TR/PL SENSOR WITH 6' WIRE	$3,710.00
87385	DATAPRINT SERVICES, LLC	PRINTING FOR FCLWD 7130, POSTAGE FOR FCLWD 7120, PRINTING FOR SFCSD 1130, POSTAGE FOR SFCSD 1130	$3,125.15
87386	DITESCO	WATER TANK DOCUMENTATION PROJECT SD/DESIGN DEVELOPMENT	$2,067.50
87387	FORT COLLINS LOVELAND WATER DISTRICT	WATER SERVICE AT 4100 S TAFT HILL RD 03327410-01	$22.98
87388	WW GRAINGER, INC.	DRY WIPE , 12" X 12-1/2", WHITE PK 12, HXHDCPSCRW, SS 1.5" 1/2" - 13, 25 PK, WASHER, 1/2" BOLT 18-8 SS, 1-1/4" OD, PK 25, HXHDCPSCRW, SS 2", 3/4" - 10, 5 PK, WASHER, 3/4" BOLT 18-8 SS, 1-3/4" OD, PK 25, HXHDCPSCRW, SS 2.5", 3/4" - 10, 50 PK, HXHDCPSCRW, SS 2.5", 3/4" - 10, 5 PK, HXHDCPSCRW, SS 3", 1 1/8" - 7, 18 PK, WASHER, 1-1/8" BOLT SS, 2-1/2" OD, PK 10, OUTRIGGER PAD, 18 X 12 X 3 IN.	$2,583.39
87389	HENSEL PHELPS CONSTRUCTION CO	MATERIAL & LABOR BIOSOLIDS REMOVAL AT HIGHLAND FARMS	$9,237.36
87390	JAMES PEST CONTROL	GENERAL PEST CONTROL SERVICE - MAY MONTHLY	$60.00
87391	KEN GARFF AUTOMOTIVE GROUP	VEHICLE DIAGNOSIS & REPAIR -2016 FRD TRUCK 150, VIN# 1FTMF1EP5GKD96548 - CHAD	$715.59

FORT COLLINS-LOVELAND WATER DISTRICT
DISTRIBUTIONS
May 2022

Check #	Issued To	Description	Amount
87392	KEYWAY LOCK AND SAFE	SERVICE CALL - TIMNATH TANK, SERVICE CALL & MISC. LABOR - CROSSROADS TANK, SERVICE CALL - LONGVIEW PUMP STATION, SERVICE CALL - WESTRIDGE PUMP STATION, SERVICE CALL - TAFT PUMP STATION	$514.00
87393	LAKESIDE MECHANICAL SERVICE, INC.	MATERIALS & LABOR AT 5150 SNEAD PREVENTIVE MAINTANCE	$252.50
87394	LINCOLN FINANCIAL GROUP	LIFE INSURANCE - COLLECTIONS 5040, LIFE INSURANCE - TREATMENT 6040, LIFE INSURANCE - ADMIN, LIFE INSURANCE - ENGINEERING, LIFE INSURANCE - FIELD SERVICES, LIFE INSURANCE - IT & DATA, LIFE INSURANCE - OFFICE, LIFE INSURANCE - OPERATIONS, LIFE INSURANCE - HUMAN RESOURCES	$2,183.47
87395	CITY OF LOVELAND	ELECTRIC AT 150 W 71ST ST 0050574-028198	$721.22
87396	MAC EQUIPMENT	SMALL ENGINE FUEL 4 CYCLE 1 GALLON CAN, SMALL ENGINE FUEL 50:1 MIX 1 QUART CAN, SMALL ENGINE FUEL 4 CYCLE 1 QUART CAN	$269.13
87397	MAXEY TRAILER SALES & TRUCK FITTING	REPLACED 7 WAY PLUG & SECURE WIRES W/WEATHER LIGHT CONNECTORS ON VAC TRAILER	$665.92
87398	MMS ENVIRONMENTAL LABS	COLIFORM, TOTAL (P/A)	$1,500.00
87399	O'REILLY FIRST CALL	SNO-RAKE	$119.96
87400	PIPESTONE EQUIPMENT	PRESSURE REDUCING CONTROL VALVES, R & M LINES & APPRENTICE PRV SUPPLIES, FREIGHT	$22,745.63
87401	RB+B ARCHITECTS, INC.	FCLWD MOBILE UNIT SITE PLAN	$865.75
87402	RESERVE ACCOUNT - PITNEY BOWES	RENEW POSTAGE METER FCLWD, RENEW POSTAGE METER SFCSD	$1,000.00
87403	SANDERSON STEWART	STAFF ENGINEER II, PRINCIPAL, STAFF SURVEYOR II, SENIOR PROFESSIONAL LAND SURVEYOR, PROJECT ADMINISTRATOR, SURVEY CREW MILEAGE, SURVEY EQUIPMENT HOURS, VEHICLE MILEAGE	$14,267.63

FORT COLLINS-LOVELAND WATER DISTRICT
DISTRIBUTIONS
May 2022

Check #	Issued To	Description	Amount
87404	SOLDIER CANYON WATER TREATMENT AUTHORIT	OVERLAND PONDS PROJECT, LARIMER NO 2 AGREEMENT, 2022 APRIL WATER PURCHASE	$195,337.96
87405	UNITED RENTALS (NORTH AMERICA) INC	FCLWD 4 HR TRENCHING/SHORING TRAINING, SFCSD 4 HR TRENCHING/SHORING TRAINING	$2,635.00
87406	JAMES BORLAND	DIRECTORS FEES	$92.35
87407	WILLIAM DIETERICH	DIRECTORS FEES	$92.35
87408	DALE LEACH	DIRECTORS FEES	$92.35
87409	PETER O'NEILL	DIRECTORS FEES	$92.35
87410	RON RUFF	DIRECTORS FEES	$92.35
87411	CITY OF FORT COLLINS	FCLWD BOARD MEETING SECURITY - OFFICER BRANDON BARNES	$168.00
87412 - 87418	CUSTOMER REFUNDS	OVERPAYMENT REFUNDS	$353.08
87419	ALLSTREAM	TELEPHONE AND INTERNET SERVICE FOR BUSINESS OFFICE	$911.49
87420	AMAZON CAPITALSERVICES	KONICA MINOLTA A1AU0Y1 WASTE TONER COLLECTOR FOR ENGINEER PRINTER X2	$63.24
87421	CHRIS MATKINS	TASK 1 - PROJECT MANAGEMENT, KICKOFF MEETING, TASK 2.1 - METHODOLOGY DEV. SENSITIVITY ANALYSIS	$5,300.00
87422	COMCAST	INTERNET SERVICE FOR TELEMETRY AND BUSINESS OFFICE SERVICE FROM 06/2/2022 TO 07/01/2021 ACCT 8497 60 600 3523609	$400.79
87423	DATAPRINT SERVICES, LLC	PRINTING FOR FCLWD 7130, POSTAGE FOR FCLWD 7120, PRINTING FOR SFCSD 1130, POSTAGE FOR SFCSD 1130	$1,828.33
87424	FORT COLLINS WINLECTRIC	EGPC EASY HEAT, FREIGHT CHARGES, G1B1450-025 CORD SET COMBO, P-54 50A N3R RECEP IN BOX	$2,222.11
87425	LOGAN FREER	MILEAGE REIMBURSEMENT 39.5@ 0.56	$22.12
87426	FRONTIER PRINT CENTER	BUSINESS CARDS - JESSICA DECKER, NAME TAGS - JESSICA D. AMANDA P.	$65.50
87427	WW GRAINGER, INC.	LADDER STABILIZER, ALUMINUM	$142.61

FORT COLLINS-LOVELAND WATER DISTRICT
DISTRIBUTIONS
May 2022

Check #	Issued To	Description	Amount
87428	GREYSTONE TECHNOLOGY	3 YEAR RENEWAL FOR VM WARE AND SUPPORT AND SUBSCRIPTION, 3 YEAR RENEWAL FOR BUSINESS SERVER WARRANTY SUPPORT - PO 26008, CISCO SWITCH 26 PORT, SHIPPING, JUNE AGREEMENT CLOUD SERVICES - FCLWD, JUNE AGREEMENT CLOUD SERVICES - SFCSD	$6,955.95
87429	JAX SURPLUS	BOONIE HAT GOVERNMENT JUNGLE, CARHART MEN'S TARMAC PANT - GUERRA, CARHART MEN'S FREIGHT PANT, ARIAT MEN'S ULTRA LIGHT PANT, ARIAT MEN'S BLACKSTONE PANT	$236.87
87430	LAKESIDE MECHANICAL SERVICE, INC.	MATERIALS & LABOR 5150 SNEAD - FREON LEAK	$1,070.00
87431	LITHOS ENGINEERING	PLEASANT VALLEY PRE-SED BASIN FORENSIC INVESTIGATION	$950.00
87432	STAPLES BUSINESS CREDIT	OFFICE SUPPLIES - PO 26068, OFFICE SUPPLIES - PO 26065	$412.21
87433	XCEL ENERGY	ELECTRIC AT 5800 E COUNTY ROAD 40 53-0011579801-8	$1,055.11
5/13/22	Payroll		$81,658.84
5/13/22	Mission Square (formerly ICMA)		$6,941.75
5/27/22	Payroll		$80,906.27
5/27/22	Mission Square (formerly ICMA)		$6,946.52
Total			**$997,312.96**

WILDROCK QUARTERLY MARKETING + COMMUNICATIONS UPDATE

January – May 2022

FCLWD + SFCSD STRATEGIC GOALS

- **INFORM** customers about the value of the Fort Collins–Loveland Water and South Fort Collins Sanitation Districts and the board of directors to encourage overall understanding of water and wastewater treatment.
- **EDUCATE** Northern Colorado residents about the services provided by the Fort Collins–Loveland Water and South Fort Collins Sanitation Districts, and how they're planning for the future.
- **STRATEGICALLY COMMUNICATE** the right message, to the right audience, at the right time using a variety of communication channels, messages and tools, especially to promote participation in programming and conservation.

COMMUNICATION + MARKETING EFFORTS

INFORM customers on value and encourage overall understanding

TACTICS

- Ongoing social media content
- Monthly Blogs
- Quarterly eNewsletter + printed version
- Website content updates
- Monthly billing inserts (2x/quarter)

KEY MESSAGES / PROGRAMS

- ☑ Water Quality
- ❑ Leak Detection Program
- ❑ HOA Outreach (in progress)
- ☑ Snowpack Updates
- ☑ Value of Services
- ☑ Wastewater Worker Recognition Week (Apr)
- ❑ Environmental Initiatives
- ❑ What is Wastewater
- ☑ Water Professional Appreciation Day (May)
- ❑ Conservation + Efficiency (ongoing)
- ❑ Customer Service Week (Oct)
- ❑ Customer Survey

EDUCATE Northern Colorado residents about services + future planning

TACTICS

- Ongoing social media content
- Monthly Blogs
- Quarterly eNewsletter + printed version
- Media outreach, press releases, op-eds
- Partner coordination
- Monthly billing inserts (2x/quarter)

KEY MESSAGES / PROGRAMS

- ☑ Capital Funding Planning
- ❑ NISP
- ❑ Future Water Resources Planning (in progress)
- ❑ Water + Agriculture
- ❑ Rate Increases
- ☑ Capital Reserves + Fiscal Responsibility
- ❑ Rate Increases
- ❑ Regulations + Process Changes
- ☑ Treatment Process / Recent Improvements
- ☑ Fiscal Responsibility + Future Planning
- ❑ Aging Infrastructure
- ❑ Emergency Response Planning
- ☑ Tap Buying Education

STRATEGICALLY COMMUNICATE to audiences, especially around programming and conservation

TACTICS

- Ongoing social media content
- Digital ads (Facebook)
- Monthly Blogs
- Quarterly eNewsletter + printed version
- Website content updates
- Media outreach, press releases, op-eds
- Partner coordination
- Staff talking points
- Monthly billing inserts (2x/quarter)

KEY MESSAGES / PROGRAMS

- ☑ Garden In A Box (March)
- ❑ Sprinkler Checkups (June-Sept)
- ❑ Conservation (ongoing)
- ⊟ ~~Duck Lake~~
- ❑ What Not to Flush
- ❑ School Education (in progress)
- ❑ Employee Spotlights (ongoing)
- ❑ Board Overview + Spotlights (ongoing)
- ☑ Board Election
- ❑ Partner Collaboration
- ☑ City of Greeley Fire Restoration

GARDEN IN A BOX 2022

By the Numbers

300 / 300
Gardens Sold

34K
Facebook Impressions

9%
Facebook Engagement Rate

47%
Email Open Rate

7%
Email Click Rate

"Love this! I will be in my third summer with our purchase. I will be buying another one this year. So easy to do. Really brightens up the yard."

BILLING INSERT

"Grew like crazy. This was so easy to do. The guide for planting was easy to follow. It is affordable when you break it down by plants."

EMAIL

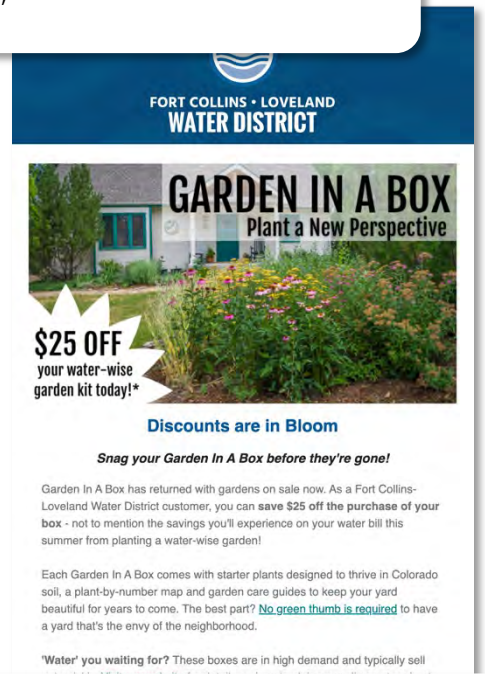

FACEBOOK ADS

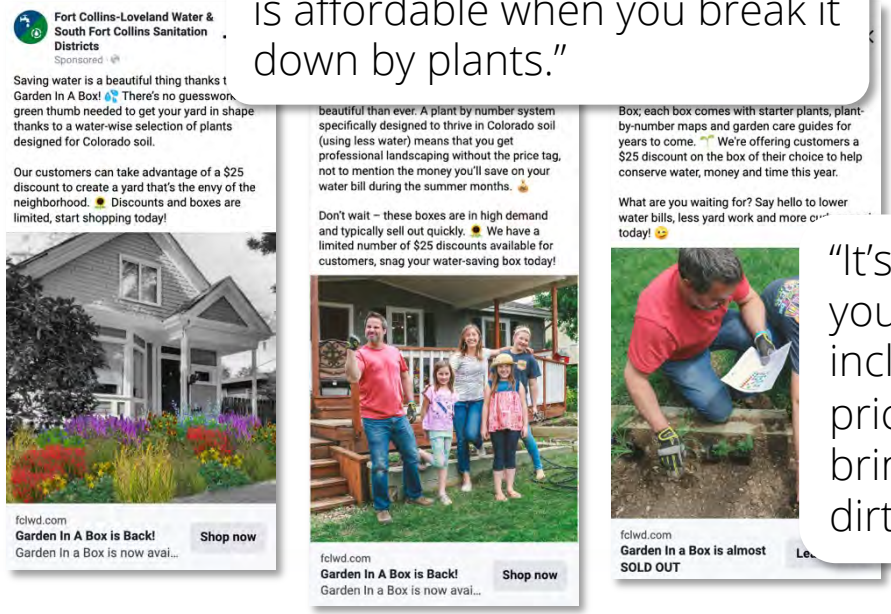

"It's absolutely worth the investment if you're on the fence. For what was included in my starter it was a very fair price. It's an addition to any home and will bring you joy by getting your hands on the dirt and connecting to your land."

CAPITAL FUNDING BLOG SERIES

Capital Funding: Dive Into Your Monthly Statement

Apr 5, 2022

This blog is the first installment of our District Funding series, where we examine the ways the Fort Collins-Loveland Water and South Fort Collins Sanitation Districts are funded through various initiatives and fees. This particular post covers monthly bills for current customers. To read the next in the series, which covers developers and new tabs click here.

Bills. You get them every month, but how well do you really know your monthly bill? For many, a quick glance at the Total Due suffices, but there's so much more to discover in your paper or digital statement. From statement comparisons to rate breakdowns, a bill from the Fort Collins-Loveland Water District and South Fort Collins Sanitation District provides insight into how you engage with your water supply. It can even provide evidence of

Capital Funding: Demystifying New Taps

May 2, 2022

This blog is the second installment of our District Funding series, where we examine the ways the Fort Collins-Loveland Water and South Fort Collins Sanitation Districts are funded through various initiatives and fees. This particular post covers new taps. To read the first in the series, which covers customer billing and how to read your bill, click here.

Funding a water and sanitation district in Northern Colorado is complicated business. Our region has experienced unprecedented growth in recent years and there's no sign of slowing, largely due to the draw of our amenities, culture and breathtaking outdoor recreational opportunities. But we like to think our refreshing, delicious water has something to do with it, too. When it comes to creating a budget that funds operations for existing customers, but

Capital Funding: Planning for Growth

Jun 1, 2022

This blog is the third installment of our Capital Funding series, where we examine the ways the Fort Collins-Loveland Water and South Fort Collins Sanitation Districts are planning for the future and are funded through various initiatives and fees. This particular post covers growth. To read the first two installments, visit here.

Everywhere you go, everyone is talking about growth. It's hard to miss! Driving around the region, all one needs to do is peer out the car window to see new developments popping up all around. The area's growth comes with its perks and challenges, from the surge of vibrant energy from newcomers to the surge of traffic from new commuters. For the FCLWD and SFCSD, growth certainly presents its unique challenges. Since 1961, we've provided the full spectrum of water treatment, distribution and wastewater collection and treatment to businesses and citizens in parts of Fort Collins, Loveland, Timnath, Windsor and Larimer County, and we're passionate about continuing that mission responsibly and equitably.

As a customer, you might have a number of questions about the Districts' relationship with growth; like how we can best plan for growth trends or the status of our current and future capacity. Well, you've come to the right place.

TOP-PERFORMING FACEBOOK POSTS

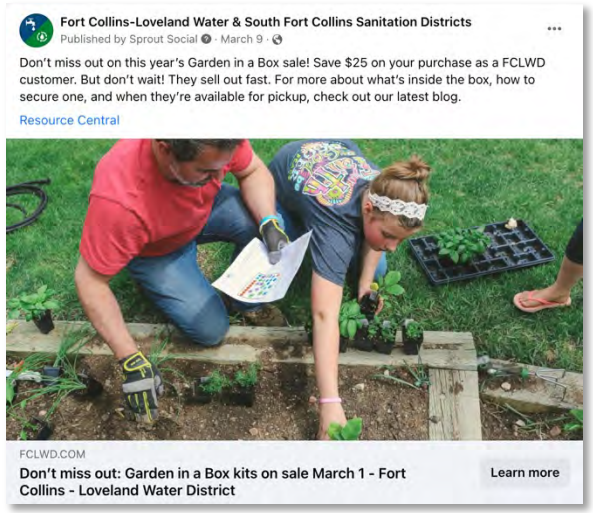

MOST READ BLOG POSTS

Capital Funding: Dive Into Your Monthly Statement

Apr 5, 2022

This blog is the first installment of our District Funding series, where we examine the ways the Fort Collins-Loveland Water and South Fort Collins Sanitation Districts are funded through various initiatives and fees. This particular post covers monthly bills for current customers. To read the next in the series, which covers developers and new tabs click here.

Bills. You get them every month, but how well do you really know your monthly bill? For many, a quick glance at the Total Due suffices, but there's so much more to discover in your paper or digital statement. From statement comparisons to rate breakdowns, a bill from the Fort Collins-Loveland Water District and South Fort Collins Sanitation District provides insight into how you engage with your water supply. It can even provide evidence of

Don't miss out: Garden in a Box kits on sale March 1

Mar 1, 2022

What if you were able to click a few buttons on March 1 to guarantee a summer gardening project that's super-fun, cost-effective, water-efficient, adds instant curb appeal to your home and will be available for easy pickup in May? Sound too good to be true? Well, we live in Northern Colorado, where just about everything is truly that good.

The past few years have seen a passionate uptick in conscious gardening here in Northern Colorado. Between the pandemic-era lockdowns that reignited our collective passion for our backyards, and the increased spotlight on home water use in relation to our region's water challenges, residents are discovering new, eco-friendly ways to grow everything from native grasses to victory gardens. With the annual return of the Garden in a Box program,

A guide to the quality of your drinking water

Aug 2, 2021

Understanding 2021's Water Quality Report

Summer is here and for a lot of us that means increased outdoor activities such as camping, lounging poolside and picnics at the lake. We are constantly reminded of the importance of staying hydrated during these warmer months, but do you ever stop and wonder where your water comes from? What's inside the water we consume here in Fort Collins and Loveland – and is it safe?

Since 1961, our goal at the Fort Collins-Loveland Water District has been to provide the community with a safe, dependable supply of drinking water, which is why we develop a yearly Water Quality Report. This report is readily accessible on our website and from the State of Colorado. In this post, we'll break down that report so it's reader-friendly and digestible, allowing you to better understand the quality of your drinking water.

THE DATA BEHIND MARKETING + COMMUNICATION EFFORTS

MARKETING METRICS + GOALS

FACEBOOK

+10%
Page Likes

4%
Engagement Rate

BLOG

1,500
Page Views

eNewsletter

40%
Open Rate

3.5%
Click Rate

PR

2-4
Placements

PROGRAMS

85%
Participation

MARKETING METRICS PERFORMANCE TO DATE

FACEBOOK

+3.6%
Page Likes

5.2%
Engagement Rate

BLOG

1,157
Page Views

eNewsletter

48%
Open Rate

4%
Click Rate

PR

1
Placements

*We also supported with the GM announcement, resulting in 7 placements. As this was a separate project it is not part of our goal.

PROGRAMS

100%
Participation

QUESTIONS?

Fort Collins-Loveland Water District

To: Chris Pletcher, General Manager

From: Amanda Proctor, Finance Director

Date: 6/10/2022

Re: 2021 Financial Statement Audit

Per Colorado statutes, the annual financial statement audit is to be submitted to the State Auditor by June 30th each year. Due to the late filing of the 2020 audit and the auditor's schedule, I am requesting the board to extend the filing of the audit to September 30th.

Once approved, Amanda Proctor will file the request for extension with the State Auditor's office.

5150 Snead Drive
Fort Collins, Colorado 80525
Phone: 970-226-3104
Fax: 970-226-0186
www.fclwd.com

OFFICE OF THE STATE AUDITOR • LOCAL GOVERNMENT AUDIT DIVISION
KERRI L. HUNTER, CPA • STATE AUDITOR

Request for Extension of Time to File Audit for Year End *December 31, 2021* ONLY

If someone other than an elected board member submitted an extension request, this form should be signed by a member of the elected governing body and submitted with the audit by September 30, 2022.

Requests may be submitted via internet portal: https://apps.leg.co.gov/osa/lg.

Government Name:	FORT COLLINS-LOVELAND WATER DISTRICT
Name of Contact:	AMANDA PROCTOR
Address:	5150 SNEAD DRIVE
City/Zip Code	FORT COLLINS CO 80525
Phone Number:	970-226-3104
Fax Number:	970-226-0186
E-mail	APROCTOR@FCLWD.COM
Fiscal Year Ending (mm/dd/yyyy):	12/31/2021
Amount of Time Requested (in days): (Not to exceed 60 calendar days)	60 days Audit Due: September 30, 2022
Comments (optional):	

I understand that if the audit is not submitted within the approved extension of time, the government named in the extension request will be considered in default without further notice, and the State Auditor shall take further action as prescribed by Section 29-1-606(5)(b), C.R.S.

Must be signed by a member of the governing board.

Signature _____

Printed Name: _____

Title: _____

Date: _____

To: Chris Pletcher, General Manager

From: Amanda Proctor, Finance Director

Date: May 2, 2022

Re: Purchase of inline chlorine monitors, originally submitted 5/2/2 revised 5/20/22

Currently the District has 12 chlorine and PH monitors throughout the system (aka CL-10). These monitors were purchased from Hach starting in 2016 and installed by FCLWD water operations department. Each system cost approximately $5,800.00. The purchase included: the CL-10, one year warranty, controller, and shipping. There was no startup or training included with the machines.

These machines are currently installed in less-than-optimal positions for water quality measurement.

The CL-10 machines are currently not reading chlorine or PH correctly. Vic has tested these extensively with handheld measurement devices and has not been able to match the readings. Vic and past staff have tried to calibrate the machines extensively. We have tried calibrating pH and Cl2 using tech support suggestions from Hach, when we were able to reach them, as well as the manuals and incomplete notes left by previous employees. This included replacing membrane and salt bridges on numerous models. These cost between $93 for the pH probe salt bridge and $87 for the Cl2 membrane kit. Bottles of chlorine electrolyte at $92 a bottle and standard pH cell differential at $83 a bottle are also needed; each bottle holds enough for 3 uses. We could get them to stabilize occasionally but they rapidly drift. It appears the probes themselves only have a 5-year life span and run $833 for the pH and $1825 for Cl2 they will need to be replaced by Hach, if we decide to maintain the current machines, they will all need to be replaced. Dave Bianchini, past employee who was our in-house expert on these units, tried for a day to fix them using 3 salt bridges and 3 membrane kits but failed to even get the unit to stabilize. We also have one CL-17 machine from Hach. It measures only Cl2 and requires reagent replacement every 30 days at a cost of $68.

We have also tried to reach out to Hach to provide service and training on the CL-10s. The quote for basic training was $2500 for 4 hours (quoted was solicited and received summer of 2021).

Due to the above issues with the CL-10 machines, Vic has been researching various ways to measure chlorine and PH in our system with consistent reads. This also included reaching out to Hach several times for training and service.

Our recommended solution is to purchase 1 inline monitor, model HaloMP5 manufactured by Halogen System, in 2022 to test it for 3-4 months to understand how the product works, and the procedure for install. Then we propose purchasing 3-4 units a year until each tank and measuring site has a unit. Each inline unit monitors: chlorine, pH, conductivity, temperature and oxidation reduction potential.

These monitors are installed in the downstream pipe of the facilities so we know what is leaving the pump station and tanks. The monitors are installed in the pipes. They are self-cleaning and do not require calibration. The tap that inserts them into the pipe also allows them to be removed without shutting off the pipe. Once a year the silicone balls that clean the sensors need to be replaced. The cost

5150 Snead Drive
Fort Collins, Colorado 80525
Phone: 970-226-3104
Fax: 970-226-0186
www.fclwd.com

is $50 and takes about 5 minutes to perform the procedure. Every 2-3 years the pH sensor needs to be replaced for $100 and time to do procedure is under 10 minutes. Every 5 years the unit needs to be rebuilt for $1500 and an average turnaround time of 2 weeks. The unit would report to Scada using the same equipment that transmits the data now.

The advantages to purchasing the Halogen HaloMP5 inline chlorine monitors are:

- Large time savings, calibrating current pH sensor can take over an hour due to need to bring calibration standards and water supply to same temperature since accurate temperature is required for calibration. Calibration also needs to be done monthly.
- Large reduction in operating costs. No reagents and much less part replacement.
- The current system produces a waste stream of water removed and put through sensors. This would eliminate the stream and save water every year and could be installed in locations without a current sewer tap. This also eliminates the threat of flooding during power outages, when the sump pumps don't operate.
- These sensors are flow and pressure independent. Seasonal changes would not affect operation. The current system is susceptible to pressure and flow change.

Vic and I have consulted with Derik Caudill and Tracy Sanders regarding the installation of the inline chlorine monitors (3/21/22). Due to the installation being done via a wet tap, the consensus is to hire a contractor to install. We solicited quotes from Hensel Phelps, the preferred contractor for the wet tap. Hensel Phelps put us in touch Colorado Tap Masters, who Hensel subcontracts the wet tap work. The quote is for $450 per tap.

The total cost per inline chlorine monitor is:

$5399.00 for monitor

$450.00 for the wet tap

$1250.00 one-time charge for installation

$1,000.00 for SCADA programming (estimated)

$8,099.00 Estimated Total

With the Halogen Systems monitors it includes training. $1250 for the first installation. This includes Sean Lynch from Ambient Water coming out for 8 hours and running us through installation and maintenance procedures.

The monitors have a 1 year against material workmanship defects warranty.

RECOMMENDATION: I am recommending that we purchase and install one monitor. This monitor will be installed at Timberline Meter Vault. Vic will test chlorine and pH with handheld devices, at least weekly the first few months, and compare to the inline monitor to ensure its reading accurately. This monitor will be used and tested throughout the summer months. If the device is reading accurately and the above advantages are being experienced as hoped, I recommend we purchase and install two per quarter, to maximize team mobilization, until all of the following locations have monitors:

- Overland PS
- Long View PS
- Taft PS

- CR 30 PS
- Timnath Tank
- Crossroads Tank
- Turman PRV
- Buss Grove MV
- Ziegler MV
- Harmony MV
- Taft Hill Z MV

Per the 2022 FCLWD budget, Account 8540, we budgeted $108,000 for updated chlorine analyzers. This project is within the budgeted amount for 2022.

ITEM NO.	DESCRIPTION	QTY.
1	Saddle Clamp	1
2	Compression Fitting	1
3	Wet Tap Cap	1
4	DW Sensor	1
5	Wet Tap Cap Mater	1
6	Ford Ball Valve	1
7	Pipe	1

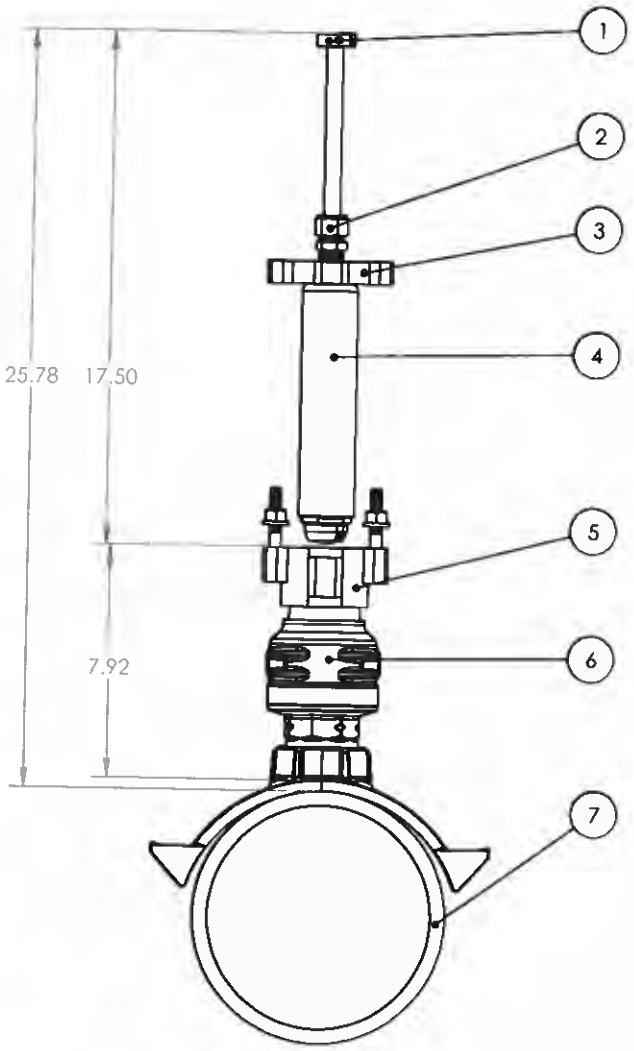

Removal Height

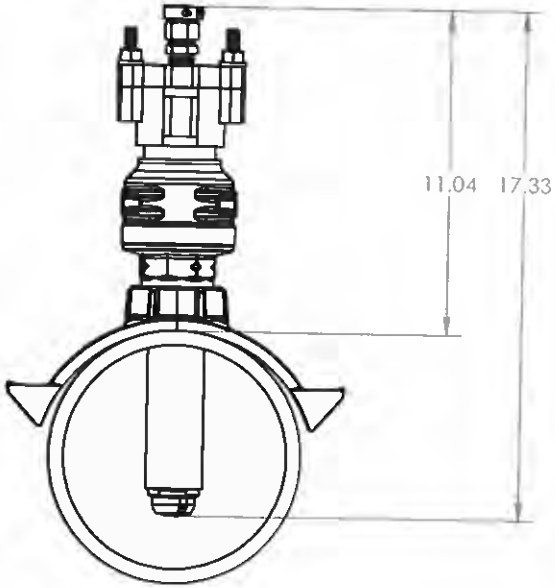

Lowest In-Pipe depth

PROPRIETARY AND CONFIDENTIAL
THE INFORMATION CONTAINED IN THIS DRAWING IS THE SOLE PROPERTY OF HALOGEN SYSTEMS INC. ANY REPRODUCTION IN PART OR AS A WHOLE WITHOUT THE WRITTEN PERMISSION OF HALOGEN SYSTEMS, INC IS PROHIBITED

Drinking Water SENSOR
MATERIAL
HSI-10-000
NEXT ASSY
USED ON
APPLICATION

UNLESS OTHERWISE SPECIFIED:
DIMENSIONS ARE IN INCHES
TOLERANCES:
FRACTIONAL ± 1/8"
ANGULAR: MACH ± .5 BEND ± .5°
TWO PLACE DECIMAL ± .020"
THREE PLACE DECIMAL ± .005"
INTERPRET GEOMETRIC TOLERANCING PER:
FINISH
DO NOT SCALE DRAWING

NAME DATE
DRAWN
CHECKED
ENG APPR
MFG APPR
Q.A
REGULATORY APPROVAL
Comments

8985 Double Diamond Prky
Unit B-10
Reno NV 89521
Fax 775 548-8558
Voice 775-832-0495

TITLE:
Drinking Water
Wet Tap in Pipe

HALOGEN systems inc

SIZE B
DWG. NO
REV

SCALE: 1:4
SHEET 1 OF 1

MULTIPARAMETER CHLORINE SENSOR

A breakthrough for drinking water and wastewater testing, Halogen's **HaloMP5™** Multiple Parameter Sensor tests 5 parameters using 3 electrode amperometric chlorine measurement. The HaloMP5™ is unaffected by flow or pressure, is self cleaning, automatically compensates for pH, and is NSF61 certified. It is also highly accurate, requires little to no maintenance, can be installed in a flow cell, directly in a pipe, or in-situ into a tank, channel, or basin. Simple to install and inexpensive to operate, the Halogen HaloMP5™ is unlike any other sensor on the market today.

UNIQUE FEATURES

The **HaloMP5™** is unique in the market.

- Self-cleaning & low maintenance
- No reagents
- Flow independent - insensitive to changing process conditions
- No membranes or electrolyte
- No waste stream required
- Low drift- calibration stable for many months
- Factory calibrated, minimal drift

INSTALLATION ADVANTAGES:

Compared to typical solutions, the HaloMP5 has many advantages when deployed:

- Easy to install
- Installed directly into a wet tap valve, side stream, or submersible
- Remote mounting of more than 100 feet or more from monitor or SCADA input
- Connect to up 5 sensors to a single display
- System is equipped with 4 20mA or MODBUS RTU. Other communication protocols are available upon request.
- 24VDC or 90 to 240 VAC operation

LOW TOTAL COST OF OWNERSHIP

The **HaloMP5™** saves additional money over time due to:

- Low Maintenance Cost
- No membranes, reagents, or electrolyte
- Long calibration intervals
- Easy calibration if needed

MEASUREMENTS

The **HaloMP5™** measures vital information in a reliable and low cost manner.

- Free or Total Chlorine
- Conductivity
- pH
- ORP
- Temperature

FIGURE 1: HaloMP5™ MAIN FEATURES

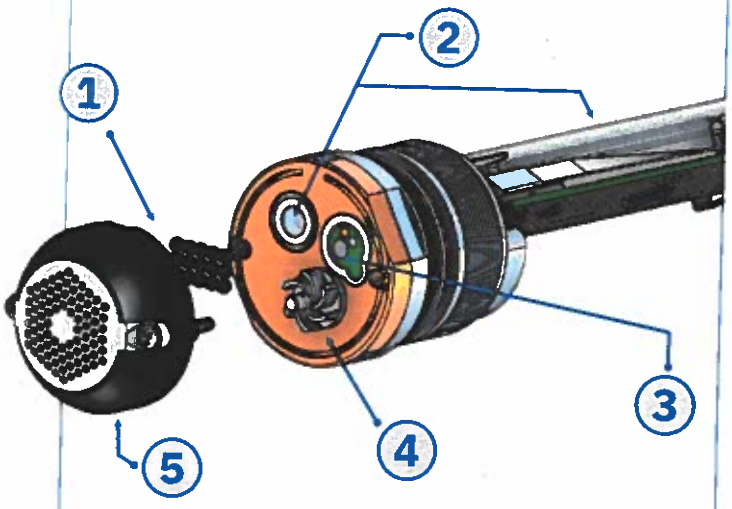

1. The **SensiCLÊNE™** self-cleaning system reduces maintenance through an always-on cleaning method. **2.** **DryGLAS™** technology ensures robust operation even if the line goes totally dry. **3.** The **HaloMP5™** constantly samples 5 parameters using a 3 electrode amperometric technology, and is unaffected by flow, pressure, or temperature. **4.** HSI's patented impeller system removes flowrate as an issue. **5.** HSI's patented sensor system allows for wet-tap, side-stream, immersion and direct pipe insertion, eliminating the need for waste stream membranes, reagents, & electrolyte, while greatly reducing calibration & maintenance.

Halogen Systems Inc » 919 Incline Way, Unit 11 • Incline Village, NV 89451 USA
+01 (775) 832-0495, • info@halogensys.com • www.halogensys.com

Fort Collins-Loveland Water District

To: FCLWD Board

From: Sam Lowe, Civil Engineer 2

Date: June 15, 2022

Re: Airport Pump Station Conceptual Study

Description of Issue:
The Airport Pump Station (APS) was constructed in 1982 and has recently reached its limit of pumping capacity. In Ditesco's Pump Station assessment completed in 2021, the APS is in a "poor" operational condition which corresponds to an estimated 0-3 years of service life remaining. The APS is shut down during the winter as the County Road 30 PS is adequate to supply demand. However, during the irrigation season both the APS and CR30 PS run at 100% capacity to keep up with rising demands along the Interstate-25 corridor and east of I-25.

This conceptual study will analyze the ultimate flow rate required at build out and determine the size of pumps and motors needed in meet those flows. Additionally, this study will assess if the existing PS building can be reused or if a new structure will be required. And lastly, this study will determine any needed infrastructure upgrades that will be required in conjunction with the new PS; it is believed a larger suction line will be required.

Alternatives:
This pump station is at end of its service life and needs to be upgraded. If this upgrade does not get constructed, the system will continue to be maxed out during irrigation season and be overly stressed to meet domestic demands as they continue to rapidly grow in this area.

Recommendation:
The Engineering Department would like to hire Ally Utility to perform this Conceptual Study of the Airport Pump Station.

Budget Line Item:	Operating Distribution Capital, Fund 8540
Annual Budget:	$7,168,000.00
Actual through 5/31/2022	$7,168,000.00
Requested Amount:	$23,973.00

5150 Snead Drive
Fort Collins, Colorado 80525
Phone: 970-226-3104
Fax: 970-226-0186
www.fclwd.com

May 25, 2022

Sam Lowe, PE
District Sr. Engineer
Fort Collins - Loveland Water District
5150 Snead Drive
Fort Collins, CO 80525

SUBJECT: Conceptual Study - Options for Expansion of Airport Pump Station

Scope

The FCLWD Airport Pump Station (APS) is reaching the limits of its pumping capacity. To gage how best to upgrade larger pumping, piping, and valving systems, Ally Utility Consulting will evaluate two expansion options: expansion within the existing structure and new construction adjacent to the existing structure.

This effort will include augmenting existing flow data for the pump station with projected build out of the service territory. In addition, system curves will be generated based on District-provided hydraulic modeling results. These system curves will include existing conditions and estimated hydraulic conditions when future 24" transmission lines have been constructed from the APS to Crossroads Tank. After these curves have been developed, flowrates will be compared to CR30 Pump Station pumping units. Preliminary pump selection will identify pumps and motors to provide upgraded service from APS to meet the projected flow regimes using VFDs. Ally will retain the services of a local drafting company to roughly digitize in existing building interior dimensions based on APS record drawings and/or onsite measurements. Pumping, piping, and valving layout work will confirm if this existing facility can contain the projected new infrastructure. General, schematic drawings will be generated illustrating the feasibility of this layout. In addition, two conceptual-level site plans will be developed illustrating expansion of the existing facility and a new 'greenfield' alternative approach at an adjacent site. Exhibit A (Attached) summarizes the Task Descriptions and Estimated Fees.

Deliverables

This work will be summarized in a memo with exhibits to document the project approach. Ally will ensure that you, Sam, have opportunities at key milestones to review the progress of the work prior to finalization.

Sam, I look forward to delivering excellent service and results for the District. Please do call if you would like to discuss this scope in detail, or if there is anything I can do for you.

Sincerely,

Chris Matkins, PE

Attachments: Exhibit A - Fee Estimate

EXHIBIT A
Conceptual Study - Options for Expanding Airport Pump Station
Fee Estimate

	TASK DESCRIPTION	ESTIMATED FEES	Sr. Project Engineer Chris Matkins Hourly Rate: $175	Principal Chris Matkins Hourly Rate: $205	MILESTONES
1	Project management: coordinate closely with Sam Lowe to review existing Airport PS, GIS, and tap data. Coordinate progress review meetings.	$3,075	0	15	
2	Review APS service territory, estimate likely buildout density and projected flows. Review existing flow information, if any. Coordinate with Jacobs to run hydraulic model for two conditions: existing and built out transmission at various flow rates. Develop resulting system curves and compare to CR30 PS existing and future pump sizes.	$6,070	30	4	
3	Identify pumps to meet above flow projections and system curves. Develop operating strategy with VFDs to cover range of flows expected. Prelminarily size backup generator and site electrical service.	$6,070	30	4	Client Meeting: TBD
4	Develop Autocadd drawings roughly illustrating existing pump station interior space and piping layout. Develop new layout based on selected pumps and appropriately sized piping and valves.	$2,715	12	3	Client Meeting: TBD
5	Develop Autocadd site drawings roughly illustrating two options for pump station expansion: expansion of existing facility; construction of new, adjacent facility.	$2,715	12	3	Client Meeting: TBD
6	Gather District Feedback, develop presentation, deliver electronic PDF of memo.	$820	0	4	
	Ally Utility SubTotal	**$21,465**	84	33	
	AirCad Subcontractor SubTotal	**$2,280**	(24 hours at $95/hour)		
	Subcontractor Markup (10%)	**$228**			
	Reimburseable Expenses	**$0**			
	Total Fee	**$23,973**			

Deliverables:
Memo with Exhibits

Fort Collins-Loveland Water District
South Fort Collins Sanitation District

To: FCLWD Board of Directors

From: Chris Pletcher, District Engineer

Date: 6/16/2022

Re: Finished Water Storage Tanks – Future Capacity Planning

Description of the Issue:

The District currently owns 5 finished water storage tanks which provide approximately half (12 MG) of our maximum day demand (25 MG). During peak demand season we are filling and draining our tanks multiple times per day which strains our pumping and distribution system and creates dynamic hydraulic conditions within the transmission and distribution system and shortens the available response time to respond to system demands. Industry guidance recommends that a water utility have storage equal to their maximum day demand.

Alternatives Considered:

The District has added emergency generators and associated ready-to-connect wiring, and is building a spare parts inventory for our pump stations to increase pump station reliability, but this does not replace having adequate tank storage volume.

Continued growth in demand without additional storage will put the system at regulatory risk of losing system pressure by draining out a tank and incurring required tank disinfection effort, cost and delay before a tank can be brought back into service. We have been very close to this on several occasions in the past year. Not considering additional storage is not recommended.

Recommendation:

I recommend that the District initiate a study to determine the most beneficial locations for additional storage to utilize existing real estate owned by the District, and to determine tank sizing and anticipated cost for budgeting for upcoming capital projects.

Budget Line Item:	8540 – Operating Capital Replacement – Distribution - Operating
Annual Budget:	$7,168,000
Actual through 5/31/2022:	$131,388
Requested Amount:	$30,938

5150 Snead Drive
Fort Collins, Colorado 80525
Phone: 970-226-3104
Fax: 970-226-0186
www.fclwd.com

May 8, 2022

Chris Pletcher, PE
General Manager
Fort Collins - Loveland Water District
5150 Snead Drive
Fort Collins, CO 80525

SUBJECT: Conceptual Study - Options for Increasing FCLWD Finished Water Storage Tank Volumes

Scope

In a previous analysis, Ally Utility Consulting ("Ally") summarized pressing infrastructure investment needs and costs for the FCLWD, including construction of additional finished water storage. Ally recommended that the FCLWD total finished water storage be significantly increased in the coming five to ten years to more closely approach current Maximum Day Demands of 24 MG. This storage is best located along the western boundary of the District, where natural topology offers appropriate elevations along a future enhanced north-south transmission corridor from the Soldier Canyon Filter Plant to the District's southern-most storage tanks. Investing in this western corridor offers the District the most security and flexibility for staging water to be delivered to the eastern edge of the FCLWD service territory via transmission lines, pressure zones, and pump stations. As District demands grow towards build-out in future years beyond ten years, additional system storage may be prudent.

The scope of this Task Order is to explore potential options for increasing the 'near-term' storage at two existing tank locations: Foothills Tank, and Trilby/Westridge Tanks. Based on conversations with you and Sam Lowe, this effort will identify various options for increasing tank volume at each location. These options will range from maximizing the existing property to exploring new tank sites on adjacent properties. Various advantages and disadvantages will be explored for each option, including general order-of-magnitude cost estimates. The District's I&C specialist (Inertia Automation) will perform electromagnetic propagation and wave dispersion analysis to verify communication and SCADA system considerations for each option. The results of this analysis, including recommendations, will be summarized in a report to be delivered to the District for consideration.

Assumptions

To complete this scope of work the following assumptions have been made:

1. Previous Aerial surveying and aerial photography (Aircad) will be available. For areas not covered by this data, LiDAR data will be available and used. No additional survey efforts are included in this Scope.
2. GIS information regarding the District's current facilities will be made available to Ally.
3. No outreach or coordination with outside agencies, title companies, surveyors, geotechnical firms or adjacent landowners are included in this effort.

Summary/Fee
Exhibit A (Attached) summarizes the Task Descriptions, Estimated Fees, project Schedule, and Deliverables.

Chris, I look forward to delivering excellent service and results for the District. Please do call if you would like to discuss this scope in detail, or if there is anything I can do for you or the District staff.

Sincerely,

Chris Matkins, PE

EXHIBIT A

Conceptual Study - Options for Increasing FCLWD Finished Water Storage Tank Volumes
Fee Estimate

	TASK DESCRIPTION	ESTIMATED FEES	Sr. Project Engineer Chris Matkins Hourly Rate: $175	Principal Chris Matkins Hourly Rate: $205	MILESTONES
1	Project management: coordinate closely with FCLWD PM to review existing GIS tank and valve data. Site Visit with Ally, Subs and FCLWD, review goals, approach, schedule, deliverables. Meet with Subs to define their work, deadlines, etc.	$3,510	6	12	Client Meeting #1 (Site Visit): 5/27/22
2	Gather Scott's orthophoto digital data, LIDAR data, GIS data, etc. Develop options and preliminary exhibits to 30% and Subs meet to review. Refine exhibits to 50% complete.	$2,600	9	5	Matkins Reviews 50% exhibits with District (Teams): 6/15/22
3	Evaluate SCADA/Telemetry considerations, idenfity advantages and considerations for each alternate. Perform eletromagnetic propagation and wave dispersion analysis at each site.	$175	1		
4	Develop recommended storage sizes and pros/cons for each exhibit. Develop Conceptual Cost Estimates. Identify Stakeholders and Regulatory process for each alternate. Summarize in Memo. Develop EXhibits to 70%, Matkins meets with FCLWD Staff to review.	$16,495	72	19	Client Meeting #2 (70%): 7/14/22
5	Revise based on District Comments, deliver 90% memo and Exhibits to District for final review	$1,810	8	2	Client Meeting #3: Deliver 90% to FCLWD: 8/4/22
6	Gather District Feedback, finalize memo, deliver electronic PDF of memo.	$1,810	8	2	Deliver Final Memo to FCLWD: 8/11/22
	Ally Utility SubTotal	**$26,400**			
	AirCad Subcontractor (Lump Sum) SubTotal	**$3,325**			
	Inertia Automation (Lump Sum) SubTotal	**$800**			
	Subcontractor Markup (10%)	**$413**			
	Reimburseable Expenses	**$0**			
	Total Fee	**$30,938**			

Deliverables:

Memo with the following Exhibits
Alternate FH1 - Foothills additional onsite tankage, preserve existing
Alternate FH2 - Foothills maximum onsite tankage, demolish existing
Alternate FH3 - Foothills expanded property for onsite tankage
Alternate FH4 - Foothills new tankage on new property
Alternate T1 - Trilby Onsite expansion
Alternate T2 - Trilby North Expansion

Fort Collins-Loveland Water District

To: FCLWD Board

From: Sam Lowe, Civil Engineer 2

Date: June 21, 2022

Re: Longview Service Area Evaluation

Description of Issue:
The Longview Subdivision is an existing industrial park that is served by FCLWD. A pump station which was constructed in 2000 provides pressure and fire flow throughout the subdivision. The pump station is reaching the end of its useful service life (Ditesco's 2021 evaluation of the PS gave it 4-6 years of remaining service life). The industrial park is approximately half built out. For the District to provide adequate service, a new pump station will need to be built. Additionally, the suction side of the pump station, or the supply water lines, will need to be upsized.

This task will investigate the sizing and costs of building a new pump station and necessary pipe upgrades.

Alternatives:
An alternative to FCLWD serving this property is give the subdivision to the City of Loveland as their infrastructure is in a better condition to serve the area. This task will also consider the cost of "giving" the service area to Loveland to make an educated decision on a path forward.

Recommendation:
The Engineering Department would like to hire Kimley Horn to perform this Service Area Evaluation.

Budget Line Item:	Operating Distribution Capital, Fund 8540
Annual Budget:	$7,168,000.00
Actual through 5/31/2022:	$7,168,000.00
Requested Amount:	$16,800.00

5150 Snead Drive
Fort Collins, Colorado 80525
Phone: 970-226-3104
Fax: 970-226-0186
www.fclwd.com

June 9, 2022

Sam Lowe, PE
Fort Collins-Loveland Water District
5150 Snead Dr
Fort Collins, CO 80525

Re: Task Order 1 Scope and Fee – Longview Service Area Evaluation

Dear Mr. Lowe:

Kimley-Horn and Associates, Inc. (Consultant) is pleased to submit this task order to the Fort Collins-Loveland Water District (Client) for the Longview Service Area Evaluation. This task order is subject to the terms and conditions in the Master Agreement for Professional Services dated April 27, 2022.

Project Understanding

The Longview Service Area is an existing commercial/industrial business park located in north Loveland, generally between 65th Street and 71st Street and west of Hwy 287. The service area is an isolated, closed-loop pressure zone served by the Longview water pump station. Due to the condition of the pump station and the risk of not meeting fire flows during an emergency, the purpose of this Task Order is to provide a cost comparison for constructing a new above grade pump station versus abandoning the pump station and connecting the service area to the City of Loveland water system. For purposes of this Task Order, we will assume that a new suction line will be required along US Highway 287 from the existing 18" steel line to the pump station, and that a storage tank will not be required.

Scope of Services

Kimley-Horn will provide the services specifically set forth below.

Task 1: Project Management, Meetings, and Coordination

Monitor project progress, including work completed, remaining work, schedule, and additional services outside of the scope of services. Prepare for and attend up to two meetings with Client to review the items included in Tasks 2, 3 and 4 below. An estimate of up to 9 hours has been included for this task.

Task 2: Schematic Design

Kimley-Horn will prepare the following preliminary schematic layouts:

Option 1: New Pump Station. Schematic drawings depicting a new above-grade pump

station including a site plan (on existing parcel), general floor plan with pump and piping layout, and a new suction line parallel to US Highway 287 from the existing 18" steel line north of the site.

Option 2: Connection to City of Loveland. Schematic drawing for connecting the existing water lines in Longview to the City of Loveland in two locations (from 65th Street into the Walmart parking lot, and from 66th Street to 65th Street near Black Hills Avenue).

An estimate of up to 51 hours has been included for this task.

Task 3: Opinion of Probable Cost

Opinion of Probable Costs will be developed for both Options defined in the previous task, more specifically as follows:

Option 1: New Pump Station. Prepare opinion of probable cost for the new above-grade pump station, including site work, building, pumps, piping, valves, HVAC, electrical, controls, back-up generator, and a new suction line to the station.

Option 2: Connection to City of Loveland. Prepare opinion of probable cost for connecting the service area to the City of Loveland water system and abandoning the existing pump station.

Opinions of probable costs are based on the information known to the consultant at the time and represent only the consultant's judgment as a design professional familiar with the construction industry. Kimley-Horn cannot and does not guarantee that proposals, bids, or actual construction costs will not vary from the Opinion of Probable Costs. An estimate of up to 17 hours has been included for this task.

Task 4: Prepare Letter Report

Prepare summary of alternatives in a letter report including the following:

- Purpose of evaluation
- Discussion and schematic drawings of the alternatives described above
- Opinion of probable cost and assumptions (including line item detail)

An estimate of up to 12 hours has been included for this task.

Additional Services

The Consultant may, upon request and authorization from the Client, provide services in addition to those identified herein. Any items requested that are not specifically outlined in the Scope of Services will be considered additional services and may be provided based on a mutually agreed upon scope, fee and schedule as authorized by the Client. Additional services we can provide in future task orders include, but are not limited to, the following: survey,

easement negotiations, engineering design, and construction administration.

Information Provided By Client

We shall be entitled to rely on the completeness and accuracy of all information provided by the Client or the Client's consultants or representatives. The Client shall provide all information requested by Kimley-Horn during the project, including but not limited to the following: as-built drawings of the existing water lines (if available), water line GIS data, hydraulic modeling information, and flow data.

Schedule

We will provide our services as expeditiously as practicable to meet a mutually agreed upon schedule.

Fee and Expenses

Kimley-Horn will perform the services in Tasks 1 - 4 on a labor fee plus expense basis with the maximum labor fee shown below.

Task 1: Project Management, Meetings, and Coordination	$ 2,000
Task 2: Schematic Design	$ 8,500
Task 3: Opinion of Probable Cost	$ 3,700
Task 4: Prepare Letter Report	$ 2,600
Total Fee	**$16,800**

Closing

We appreciate the opportunity to provide these services to you. Please contact me if you have any questions.

Sincerely,

KIMLEY-HORN AND ASSOCIATES, INC.

Roger Berg, PE
Senior Project Manger

KHAMT 19

Attachment: Kimley-Horn Hourly Labor Rate Schedule

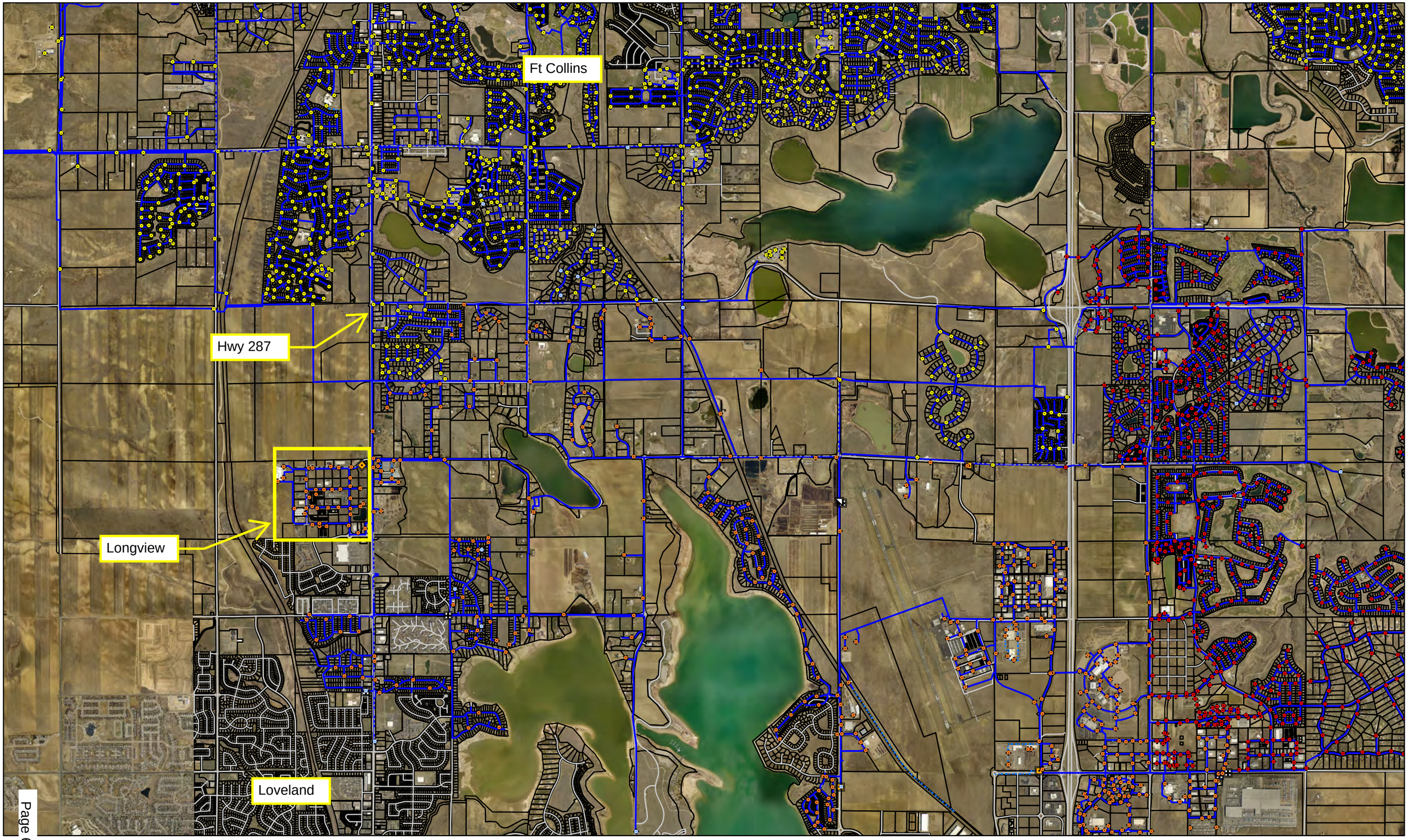

GI laimer:

The m ents contained herein were prepared for use by the FCUWD and SFCSD Districts and were not designed or intended for general use by the Districts. The Districts makes no representation of warranty as to their accuracy, accuracy in labeling, dimensions, contours, property boundaries, or any map features thereon. THE DISTRICTS MAKES NO WARRANTY OF WARRANTY FOR FITNESS OF USE FOR A PARTICULAR PURPOSE, WITH RESPECT TO THESE MAP OR GIS PRODUCTS. Any user of these maps serve AS IS, WITH ALL FAULTS, and assumes all responsibility for our covenants and agrees to hold the Districts harmless from and against any arising from any use of these map and GIS products.

N
W E
S

South Fort Collins Sanitation District Water Reclamation

Engineering Dept
Date: 5/19/2022

South Fort Collins Sanitation District
Fort Collins - Loveland Water District

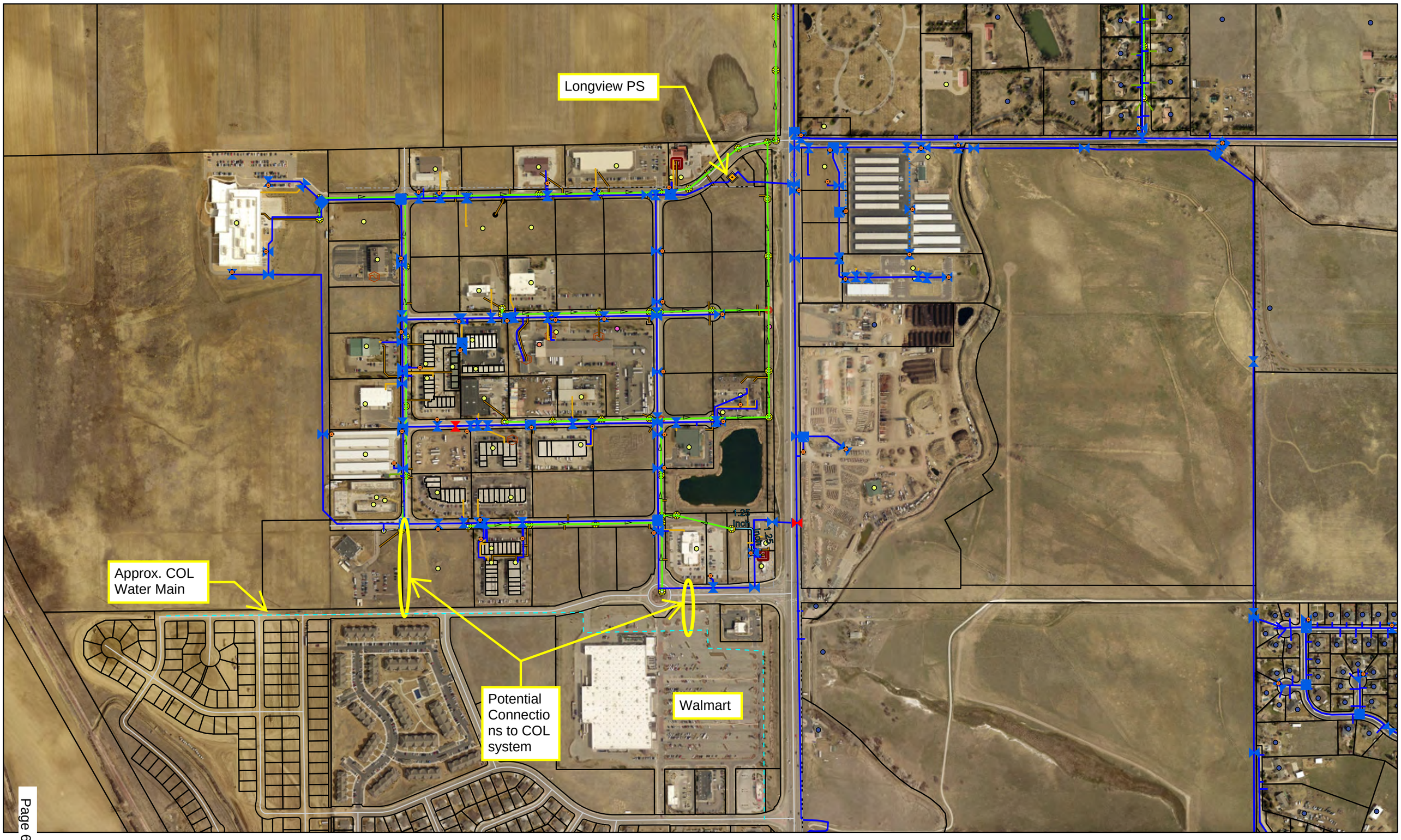

Engineering Dept
Date: 5/19/2022

South Fort Collins Sanitation District
Fort Collins - Loveland Water District

FORT COLLINS -LOVELAND WATER DISTRICT

MEMORANDUM

TO: Chris Pletcher, General Manager

FROM: Amanda Proctor, Finance Director

DATE: June 3, 2022

RE: Water Tap Revenue for May 2022

DATE	LOT SIZE	COMPANY NAME	ADDRESS	RAW WATER	PIF
5/3/22	>11000	SUWANNEE RIVER LAND LLC	4167 PRESTWICH CT	50,600.00	12,226.00
5/4/22	1.5" MF 4DU	TOWNHOMES AT HARMONY LLC	4352 / 4364 ADRGLASS LN	56,320.00	15,649.20
5/4/22	7001-8000	HARTFORD CONSTRUCTION LLC	5018 LEOPOLD LN	35,200.00	12,226.00
5/4/22	7001-8000	RICHMOND AMERICAN HOMES OF COL	5526 SHADOW CREEK CT	35,200.00	12,226.00
5/5/22	5001-6000	MELODY HOMES INC	1839 KNOBBY PINE DR	27,280.00	12,226.00
5/5/22	5001-6000	MELODY HOMES INC	1845 KNOBBY PINE DR	27,280.00	12,226.00
5/5/22	5001-6000	MELODY HOMES INC	1851 KNOBBY PINE DR	27,280.00	12,226.00
5/5/22	5001-6000	MELODY HOMES INC	1857 KNOBBY PINE DR	27,280.00	12,226.00
5/5/22	5001-6000	MELODY HOMES INC	1903 KNOBBY PINE DR	27,280.00	12,226.00
5/5/22	5001-6000	MELODY HOMES INC	1909 KNOBBY PINE DR	27,280.00	12,226.00
5/5/22	5001-6000	MELODY HOMES INC	1915 KNOBBY PINE DR	27,280.00	12,226.00
5/5/22	5001-6000	MELODY HOMES INC	1921 KNOBBY PINE DR	27,280.00	12,226.00
5/5/22	8001-9000	MELODY HOMES INC	4989 ABIGAR ST	37,840.00	12,226.00
5/5/22	7001-8000	MELODY HOMES INC	4995 ABIGAR ST	35,200.00	12,226.00
5/5/22	9001-10000	MELODY HOMES INC	4993 ALUR ST	41,800.00	12,226.00
5/5/22	7001-9000	MELODY HOMES INC	4999 ALUR ST	35,200.00	12,226.00
5/5/22	6001-7000	MELODY HOMES INC	5000 ALUR ST	31,680.00	12,226.00
5/5/22	6001-7000	MELODY HOMES INC	5005 ALUR ST	31,680.00	12,226.00
5/5/22	6001-7000	MELODY HOMES INC	5006 ALUR ST	31,680.00	12,226.00
5/5/22	6001-7000	MELODY HOMES INC	5011 ALUR ST	31,680.00	12,226.00
5/5/22	6001-7000	MELODY HOMES INC	5017 ALUR ST	35,200.00	12,226.00
5/5/22	7001-8000	MELODY HOMES INC	5012 ALUR ST	31,680.00	12,226.00
5/11/22	>11000	ASSOCIATES IN BUILDING & DESIG	6339 SANCTUARY DR	50,600.00	12,226.00
5/11/22	>11000	ASSOCIATES IN BUILDING & DESIG	6371 SANCTUARY DR	50,600.00	12,226.00
5/11/22	7001-8000	HARTFORD CONSTRUCTION LLC	5915 ISABELLA AVE	35,200.00	12,226.00
5/12/22	6001-7000	DREAM FINDERS HOMES LLC	6002 AUTUMN BREEZE CT	31,680.00	12,226.00
5/12/22	6001-7000	DREAM FINDERS HOMES LLC	6003 AUTUMN BREEZE CT	31,680.00	12,226.00
5/12/22	6001-7000	DREAM FINDERS HOMES LLC	6008 AUTUMN BREEZE CT	35,200.00	12,226.00
5/12/22	7001-8000	DREAM FINDERS HOMES LLC	6009 AUTUMN BREEZE CT	35,200.00	12,226.00
5/12/22	4001-5000	DREAM FINDERS HOMES LLC	6014 AUTUMN BREEZE CT	22,000.00	12,226.00
5/12/22	7001-8000	DREAM FINDERS HOMES LLC	6015 AUTUMN BREEZE CT	35,200.00	12,226.00
5/12/22	5001-6000	DREAM FINDERS HOMES LLC	1626 DANCING CATTAIL DR	27,280.00	12,226.00
5/12/22	5001-6000	DREAM FINDERS HOMES LLC	1632 DANCING CATTAIL DR	27,280.00	12,226.00
5/12/22	5001-6000	DREAM FINDERS HOMES LLC	1638 DANCING CATTAIL DR	27,280.00	12,226.00
5/12/22	8001-9000	DREAM FINDERS HOMES LLC	1714 DANCING CATTAIL DR	37,840.00	12,226.00
5/12/22	6001-7000	DREAM FINDERS HOMES LLC	1603 DANCING CATTAIL DR	31,680.00	12,226.00
5/12/22	7001-8000	DREAM FINDERS HOMES LLC	1609 DANCING CATTAIL DR	35,200.00	12,226.00
5/12/22	5001-6000	DREAM FINDERS HOMES LLC	1615 DANCING CATTAIL DR	27,280.00	12,226.00
5/12/22	5001-6000	DREAM FINDERS HOMES LLC	1621 DANCING CATTAIL DR	27,280.00	12,226.00
5/12/22	5001-6000	DREAM FINDERS HOMES LLC	1627 DANCING CATTAIL DR	27,280.00	12,226.00
5/12/22	5001-6000	DREAM FINDERS HOMES LLC	1633 DANCING CATTAIL DR	27,280.00	12,226.00
5/12/22	5001-6000	DREAM FINDERS HOMES LLC	1639 DANCING CATTAIL DR	27,280.00	12,226.00
5/12/22	5001-6000	DREAM FINDERS HOMES LLC	1703 DANCING CATTAIL DR	27,280.00	12,226.00
5/12/22	5001-6000	DREAM FINDERS HOMES LLC	1709 DANCING CATTAIL DR	27,280.00	12,226.00
5/12/22	5001-6000	DREAM FINDERS HOMES LLC	1715 DANCING CATTAIL DR	27,280.00	12,226.00
5/12/22	5001-6000	DREAM FINDERS HOMES LLC	1721 DANCING CATTAIL DR	27,280.00	12,226.00
5/12/22	5001-6000	DREAM FINDERS HOMES LLC	1757 DANCING CATTAIL DR	27,280.00	12,226.00
5/12/22	5001-6000	DREAM FINDERS HOMES LLC	1763 DANCING CATTAIL DR	27,280.00	12,226.00
5/12/22	5001-6000	DREAM FINDERS HOMES LLC	1803 DANCING CATTAIL DR	27,280.00	12,226.00
5/12/22	5001-6000	DREAM FINDERS HOMES LLC	1809 DANCING CATTAIL DR	27,280.00	12,226.00
5/12/22	5001-6000	DREAM FINDERS HOMES LLC	1815 DANCING CATTAIL DR	27,280.00	12,226.00
5/12/22	5001-6000	DREAM FINDERS HOMES LLC	1821 DANCING CATTAIL DR	27,280.00	12,226.00
5/12/22	6001-7000	DREAM FINDERS HOMES LLC	1827 DANCING CATTAIL DR	31,680.00	12,226.00
5/12/22	7001-8000	DREAM FINDERS HOMES LLC	6056 WINDY WILLOW DR	35,200.00	12,226.00

5/12/22	6001-7000	DREAM FINDERS HOMES LLC	6062 WINDY WILLOW DR	31,680.00	12,226.00
5/12/22	1" MF 2DU	VILLAS AT HC LLC	6338/6348 FOUNDRY CT	28,160.00	7,824.60
5/12/22	>11000	COUNTRY FARMS VILLAGE LLC	8481 ANNAPOLIS DR	50,600.00	12,226.00
5/16/22	7001-8000	RICHMOND AMERICAN HOMES OF COL	5586 SHADY OAKS DR	35,200.00	12,226.00
5/16/22	7001-8000	RICHMOND AMERICAN HOMES OF COL	5624 SHADY OAKS DR	35,200.00	12,226.00
5/18/22	<=3000	DREAM FINDERS HOMES LLC	6002 MORNING DEW DR	12,760.00	12,226.00
5/18/22	<=3000	DREAM FINDERS HOMES LLC	6004 MORNING DEW DR	12,760.00	12,226.00
5/18/22	<=3000	DREAM FINDERS HOMES LLC	6008 MORNING DEW DR	12,760.00	12,226.00
5/18/22	<=3000	DREAM FINDERS HOMES LLC	6010 MORNING DEW DR	12,760.00	12,226.00
5/18/22	<=3000	DREAM FINDERS HOMES LLC	6014 MORNING DEW DR	12,760.00	12,226.00
5/18/22	<=3000	DREAM FINDERS HOMES LLC	6016 MORNING DEW DR	12,760.00	12,226.00
5/18/22	<=3000	DREAM FINDERS HOMES LLC	1926 ROSEN DR	12,760.00	12,226.00
5/18/22	<=3000	DREAM FINDERS HOMES LLC	1928 ROSEN DR	12,760.00	12,226.00
5/18/22	<=3000	DREAM FINDERS HOMES LLC	1932 ROSEN DR	12,760.00	12,226.00
5/18/22	<=3000	DREAM FINDERS HOMES LLC	1934 ROSEN DR	12,760.00	12,226.00
5/18/22	<=3000	DREAM FINDERS HOMES LLC	1921 ZEPHYR RD	12,760.00	12,226.00
5/18/22	<=3000	DREAM FINDERS HOMES LLC	1923 ZEPHYR RD	12,760.00	12,226.00
5/18/22	<=3000	DREAM FINDERS HOMES LLC	1927 ZEPHYR RD	12,760.00	12,226.00
5/18/22	<=3000	DREAM FINDERS HOMES LLC	1929 ZEPHYR RD	12,760.00	12,226.00
5/18/22	<=3000	DREAM FINDERS HOMES LLC	1933 ZEPHYR RD	12,760.00	12,226.00
5/18/22	<=3000	DREAM FINDERS HOMES LLC	1935 ZEPHYR RD	12,760.00	12,226.00
5/18/22	<=3000	DREAM FINDERS HOMES LLC	1939 ZEPHYR RD	12,760.00	12,226.00
5/18/22	<=3000	DREAM FINDERS HOMES LLC	1941 ZEPHYR RD	12,760.00	12,226.00
5/18/22	5001-6000	HARTFORD CONSTRUCTION LLC	5026 LEOPOLD LN	27,280.00	12,226.00
5/18/22	1.5" COMM	PATHWAYS HOSPICE	317 CARPENTER RD	220,000.00	61,130.00
5/19/22	1" IRRIGATION	AIRPARK NORTH METROPOLITAN DIS	6998 RICKENBACKER RD IRR	150,480.00	30,565.00
5/19/22	1.5" MF 4DU	LENNAR COLORADO LLC	5367 / 5379 EUCLID DR BLDG 25	56,320.00	15,649.20
5/19/22	1.5" MF 4DU	LENNAR COLORADO LLC	5386 / 5374 SECOND AVE BLDG 27	56,320.00	15,649.20
5/23/22	7001-8000	RICHMOND AMERICAN HOMES OF COL	5568 SHADOW CREEK CT	35,200.00	12,226.00
5/23/22	3001-4000	GH COLORADO LLC	5974 RENDEZVOUS PKWY	15,840.00	12,226.00
5/23/22	3001-4000	GH COLORADO LLC	5010 RENDEZVOUS PKWY	15,840.00	12,226.00
5/23/22	3001-4000	GH COLORADO LLC	5014 RENDEZVOUS PKWY	15,840.00	12,226.00
5/23/22	3001-4000	GH COLORADO LLC	5978 RENDEZVOUS PKWY	15,840.00	12,226.00
5/24/22	10001-11000	JASON JONES	4153 PRESTWICH CT	44,440.00	12,226.00
5/25/22	3/4" COMM	HANGAR FLYING CONDOMINIUM ASSO	5240/5244 GULFSTREAM CT	44,000.00	12,226.00
5/25/22	1.5" MF 5 DU	HARTFORD CONSTRUCTION LLC	4860 / 4868 DENYS DR	70,400.00	19,561.50
5/25/22	5001-6000	HARTFORD CONSTRUCTION LLC	5034 LEOPOLD LN	27,280.00	12,226.00
5/31/22	7001-8000	RICHMOND AMERICAN HOMES OF COL	5483 SHADOW CREEK CT	35,200.00	12,226.00
5/31/22	6001-7000	RICHMOND AMERICAN HOMES OF COL	5567 SHADOW CREEK CT	31,680.00	12,226.00
				$3,001,680.00	$1,217,464.70
		Total Water Taps Sold For May 2022 =	93		
		3/4" Taps Sold =	86		
		1" Taps Sold =	2		
		1.5" Taps Sold =	5		
		2" Taps Sold =	0		
		3" Taps Sold =	0		
		4" Taps Sold =	0		
		City Taps =	0		
		Provided by Builder/Developer =	0		
		Bought from FCLWD =	93		
		Total Water Taps Sold For May 2021 =	53		
Taps sold for the year 2021 = 555					
Taps sold for the year 2020 = 317					
Taps sold for the year 2019 = 257					

FORT COLLINS-LOVELAND WATER DISTRICT

May 31, 2022

Cash and Investments

		Yield	
Cash on Hand			$ 100
Cash in Bank			5,865,193
Savings			
	1st Bank Liquid Asset	0.01%	1,000,008
	Colotrust	0.79%	59,520,484
	CSAFE	0.79%	32,788,061
Government Securities		4.90%	41,317,875
			140,491,722
Restricted for Debt Service			(1,127,500)
Available Cash and Investments			$ 139,364,222

Ft. Collins - Loveland Water District
Statement of Investment Policies and Procedures

SCOPE

The purpose of this policy is to establish clear, consistent guidelines for the investment of funds for Ft. Collins - Loveland Water District.

OBJECTIVES

All funds will be managed in accordance with Colorado Statutes pertaining to the investment of public funds, to achieve the following objectives:

Safety of principal

The primary objective is to protect against any loss of principal.

Liquidity

Investments will be managed to ensure that funds are available to meet obligations as necessary.

Yield

Investments will be managed to optimize returns within the appropriate safety and liquidity constraints.

ELIGIBLE SECURITIES

Direct obligations of U.S. Government:

Obligations of U.S. agencies:

Federal Farm Credit Bank
Federal Land Bank
Federal Home Loan Bank
Federal Home Loan Mortgage Corporation
Federal National Mortgage Association

Other agency securities as approved from time to time by the Board.

Repurchase Agreements:

Collateralized by above named instruments

Commercial Paper:

Rated at least A1, P1, or F1 or their equivalents by two Nationally Recognized Statistical Rating Organizations

Corporate Notes:

Rated at least AA-/Aa3 or their equivalents by two Nationally Recognized Statistical Rating Organizations

Certificates of Deposit:

Fully insured by FDIC or
Fully collateralized in accordance with PDPA

Money Market accounts or investment pools:

According to Colorado Statutes

Composition

The composition of the portfolio will vary according to market opportunities. The following guidelines are intended to ensure proper diversification.

Instrument	Percent of portfolio allowed	Maximum percent per issuer
U.S. Treasuries	100%	100%
U.S. Agencies	100%	50%
Repurchase Agreements	100%	50%
Commercial Paper	25%	5%
Corporate Notes	25%	5%
Certificates of Deposit	50%	5%
Money Market Account and investment pools	100%	100%

Maturity Structure

The maturity of the securities shall be structured to avoid undue concentration in any sector of the yield curve. No investment shall exceed 3 years and the average life shall not exceed 2 years. Exceptions to this structure may be allowed where maturities can be structured to accommodate readily identifiable cash flows and as approved by the Board.

Eligible Institutions

A list of approved depositories and broker/dealers will be maintained by the investment advisor on behalf of the District and approved by the Board of Directors.

Custody

Ft. Collins - Loveland Water District shall establish a custody account with a trust division of a commercial bank.

Evaluation and Review

Each month a report will be issued providing the following information:

- List of holdings
- Listing of current month transactions and maturities
- Market valuation
- Interest earned
- Investment performance

The portfolio shall be benchmarked against the ICE BAML 0-3 Year US Treasury & Agency Index. This benchmark may be changed should it be determined that a different benchmark more accurately reflects the investment philosophy of the investment portfolio and market conditions.

These policies will be reviewed and approved annually by the Board of Directors. Any interim changes or exceptions must be approved by the Board.

Chris Matkins, District Manger

7/15/18

Date

Chris Pletcher

From: COLOTRUST <info@colotrust.com>
Sent: Wednesday, June 15, 2022 12:45 PM
To: Chris Pletcher
Subject: Investment News: FOMC Decision

COLO TRUST®

Colorado Local Government Liquid Asset Trust

The Buzz Around Rising Interest Rates

The Federal Open Market Committee (FOMC) voted today, June 15, 2022, to raise the Fed Funds Target Rate by 75 basis points.

Here's What You Need to Know:

The Federal Reserve continues to tighten monetary policy to combat inflation, with recent economic data surprising to the downside. The May consumer price index rose 8.6% from a year earlier, the highest reading in 40 years. In addition, the University of Michigan June consumer sentiment index also slumped to an all-time low as mounting inflation batters household finances.

What's Next for Your Local Government?

Review your investments to ensure that yields are in line with rising Fed Funds rate expectations at a minimum. Given the short average maturity of pool investments, COLOTRUST yields can adjust more rapidly and typically provide an enhanced market rate. As holdings in COLOTRUST mature, fund management invests these proceeds into higher-yielding securities thus providing investors with more opportunity.

Make the most out of your investment program and earn additional interest income for your community. If you'd like to set up a meeting to analyze your current investment program or for more information on how to best navigate your investment portfolio in a rising rate environment, please click the button below to schedule a meeting with the COLOTRUST Relationship Team!

Click Here to Schedule a Meeting

Past performance does not guarantee future results. Any financial and/or investment decision can incur losses. Yields can vary over time. This communication is for informational purposes only. All information is assumed to be correct but the accuracy has not been confirmed and therefore is not guaranteed to be correct. Information is obtained from third-party sources that may or may not be

verified. All comments and discussion presented are purely based on opinion and assumptions, not fact. These assumptions may or may not be correct based on foreseen and unforeseen events. There is a strong correlation between the Fed Funds rates and local government investment yields.

Copyright © 2022 COLOTRUST, All rights reserved.

You are receiving this email because you are a COLOTRUST Participant.

Our mailing address is:
COLOTRUST
717 17th Street
Suite 1850
Denver, CO 80202

Add us to your address book

Want to change how you receive these emails?
unsubscribe from this list

MSSB Account Summary

ICAP-Fort Collins Loveland (83270)

Functional Currency: USD 05/01/2022 - 05/31/2022

Return to Table of Contents

Dated: 06/06/2022

Accounting

Balance Sheet Classification

	Book Value	Market Value
Cash & Cash Equivalents	4,150,517.31	4,150,517.31
Short Term Investments	8,003,933.56	7,939,520.00
Long Term Investments	30,218,979.20	29,236,397.50
Accrued Interest Receivable	29,990.97	29,990.97
Equity	0.00	0.00
Alternative Investments	0.00	0.00
Total	42,403,421.03	41,356,425.78

Unrealized Gain/Loss

Beginning Unrealized Gain/Loss	-1,190,662.51
Unrealized Gain	0.00
Unrealized Loss	-1,046,995.25
Net Unrealized Gain/Loss	-1,046,995.25
Change Unrealized Gain/Loss	143,667.26

Interest Income Detail

	Tax Exempt	Taxable
Beginning Accrued	0.00	22,667.74
Purchased Accrued	0.00	0.00
Sold Accrued	0.00	0.00
Coupons Received	0.00	8,010.09
Equity Dividends Received	0.00	0.00
Interest Accrued In Period	0.00	15,333.32
Other Income	0.00	0.00
Interest Income Total	0.00	15,333.32
Ending Accrued	0.00	29,990.97

Amortization/Accretion

	Tax Exempt	Taxable
Beginning Amortized Cost	0.00	42,363,619.73
Purchases	0.00	23,958.72
Sales	0.00	0.00
Ending Amortized Cost	0.00	42,373,430.06
Amortization/Accretion	0.00	1,800.24

Realized Gain/Loss

Realized Gain	0.00
Realized Loss	0.00
Realized Impairment Loss	0.00
Net Realized Gain/Loss	0.00

Expenses

0.00

Performance

Summary

	Actual	Annualized
Income Return	0.06%	0.69%
Price Return	0.35%	4.18%
Total Return	0.41%	4.90%

Market Value

Daily Average Market Value	41,281,007.51
Beginning Market Value	41,195,624.96
Ending Market Value	41,356,425.78
Change In Market Value	160,800.82

Transactions

Purchases/Sales/Maturities/Redemptions

	Purchases	Sales	Maturities	Redemptions
Cash & Cash Equivalents	-23,958.72	0.00	0.00	0.00
Short Term Marketable Securities	0.00	0.00	0.00	0.00
Long Term Marketable Securities	0.00	0.00	0.00	0.00
Equities	0.00	0.00	0.00	0.00
Funds	0.00	0.00	0.00	0.00
Alternative Investments	0.00	0.00	0.00	0.00
Total	-23,958.72	0.00	0.00	0.00

Cash Transfers

0.00

Security Transfers

Transfers In	0.00
Accrued Transfers In	0.00
Transfers Out	0.00
Accrued Transfers Out	0.00
Total	0.00

Risk

Summary

Purchase Yield	0.670
Duration (Years)	1.303
Duration (Days)	476
WAM (Effective)	1.364
WAM (Days)	498.000
Avg Credit Rating	AAA/Aaa/AAA

Duration

0-90 Days	14.86
90-180 Days	4.82
180-365 Days	9.56
1-2 Years	46.89
Over 2 Years	23.87

Credit Ratings

AAA/Aaa	100.00
AA/Aa	0.00
A/A	0.00
BBB/Baa	0.00
Non-Invest	0.00
Not Rated	0.00

Sectors

Cash	10.04
Government	56.38
Agency	28.76
Municipal	0.00
Corporate	4.83
Asset Backed	0.00
Mortgage Backed	0.00
Equity	0.00

Fort Collins-Loveland Water District
South Fort Collins Sanitation District

To: Eric Bailey, SFCSD Interim General Manager, and Chris Pletcher, FCLWD General Manager

From: Amanda Proctor, Finance Director

Date: June 2, 2022

Re: Certificate of Deposit Investments

At the May 11, 2022, SFCSD Board meeting, a director stated that CDs (Certificate of Deposits) are at 3% and asked if the District could invest in them to achieve higher yields.

Per the State of Colorado Financial Management Manual,

> "Q. Are CDs deposits or investments? A. Purchases of certificates of deposit ("CDs") are a deposit of public monies. Deposits are only permitted in "eligible public depositories"; out-of-state banks are not "eligible public depositories"; therefore, holding a CD in an out-of-state bank is not permitted."

The State of Colorado Department of Regulatory Agencies Division of Banking (https://banking.colorado.gov/) regulates and deems entities to be eligible public depositories. The Division retains a list entities that meet this criteria and can be listed under the Public Deposit Protection Act (PDPA). PDPA was enacted to ensure the preservation and protection of public funds held on deposit by a bank which are either: (a) not insured or (b) the amount of public funds held by the bank is in excess of the insured limits of federal deposit insurance offered by the Federal Deposit Insurance Corporation (FDIC) of $250,000 per depositor, per bank, per ownership category. It also ensures an expedited repayment of funds in the event of the default and liquidation of a public depository. The PDPA requires that local governments make deposits only in banks that meet the criteria for "eligible public depositories." Note, credit unions are not recognized as "eligible public depositories" under Colorado statute.

Thereby, the District is limited to only deposit money into an institution that is listed as PDPA institution within the State of Colorado.

I researched the following PDPA institutions to determine what the current CD rate is by using BankRate.com and comparing the institutions to the published Division list:

Institution	APY	Minimum Deposit	Term
Adams Bank & Trust	0.65%	$500	5 years
Adams Bank & Trust	0.60%	$500	4 years
Adams Bank & Trust	0.55%	$500	3 years
Academy Bank, NA	0.60%	$500	5 years
Academy Bank, NA	0.55%	$500	4 years
Academy Bank, NA	0.55%	$500	3 years

5150 Snead Drive
Fort Collins, Colorado 80525
Phone: 970-226-3104
Fax: 970-226-0186
www.fclwd.com

I reached out to our current bank, FirstBank, to see if they have CD accounts and if so the rates. Our banker said that they do not do CD accounts for governments, but they do have liquid savings options.

The best option is:

FirstBank (our current bank)	0.50%	$10,000.00	No term

Further, from the Divisions list of institutions (http://www.dora.state.co.us/pls/real/BIDS_Search.Search_Process), I reached out to every 80th institution to make inquires and find out details on CD rates (there were 871 on the list; thus yielding a sample of 10). Note: one bank never returned our call. Thus the below list is only nine institutions.

Institution	APY	Minimum Deposit	Term
Alpine Bank, Delta Branch	0.50%	$ 100,000	5 Years
FirstBank - Garden of the Gods Branch	0.40%	$ 500	5 Years
The pueblo Bank and Trust Company-Denver Colorado Boulevard	0.40%	$ 500	4 Years
Bank of Denver Golden Triangle Branch	0.25%	$ 95,000	1 Year
High Country Bank - Canon City	1.75%	$ 100,000	5 Years
Community State Bank	1.00%	No Min	3 Years
Yampa Valley Bank	1.06%	$ 1,000	5 Years
Mountain Valley Bank - Fort Collins	1.00%	$ 1,000	5 Years
Flatirons Bank - Longmont Branch	0.20%	$ 10,000	2 Years

In May, the Federal Reserve raised the interest rate by 0.50% (50 basis points). Per discussions with FCLWD's investment advisors (Morgan Stanley), they are anticipating interest rates on savings and government investment pools (i.e. CSafe and ColoTrust) to start to raise the rates of return with each

increase in the Federal Reserve rate. The Federal Reserve is anticipated to continue to raise their rates during the year. CD rates will also raise, but incrementally compared to the government investment pools.

Conclusion:

The CD rates available to public entities are not as high as a privately owned company or individual could obtain. There is also a risk of designating money in a CD account that would be locked in at a lower rate than the government pool accounts would see over the course of the year.

In order to preserve the public's funds, I recommend SFCSD continue to utilize the government investment pools (i.e. CSafe and ColoTrust) as their primary investment vehicle. Once SFCSD has completed their evaluation of the Ptarmigan lift station abandonment project, I recommend that the Board and staff solicit an investment advisor to establish an investment policy and managed account to hold and grow long term savings.

2022 - FCLWD Water Supplies vs. Demand

		Nov	Dec	Jan	Feb	Mar	Apr	May	Jun	Jul	Aug	Sep	Oct	TOTAL
1	SCFP Demand	325.0	365.7	370.0	298.7	332.5	572.2	1,140.6	0.0	0.0	0.0	0.0	0.0	3,404.7
2	Harmony Meter	35.8	40.1	31.4	27.7	34.4	72.7	151.7						393.8
3	**Total Demand**	**360.8**	**405.8**	**401.4**	**326.4**	**366.9**	**644.9**	**1,292.3**	**0.0**	**0.0**	**0.0**	**0.0**	**0.0**	**3,798.5**

	DEMAND PROJECTIONS	Nov	Dec	Jan	Feb	Mar	Apr	May	Jun	Jul	Aug	Sep	Oct	TOTAL
4	*2021*	*331.5*	*373.6*	*350.3*	*322.2*	*394.4*	*424.9*	*681.1*	*1,615.6*	*1,999.2*	*1,888.4*	*1,682.7*	*756.9*	*10,820.8*
5	*2022 - Projection of 10% Increase*	*364.7*	*410.9*	*385.3*	*354.4*	*433.9*	*467.4*	*749.2*	*1,777.2*	*2,199.1*	*2,077.2*	*1,851.0*	*832.6*	*11,902.8*
6	*Actual Percent Increase from 2021*	*8.8%*	*8.6%*	*14.6%*	*1.3%*	*-7.0%*	*51.8%*	*89.7%*						

Year to Date Change

32.0%

	SCFP - WATER SUPPLIES	Nov	Dec	Jan	Feb	Mar	Apr	May	Jun	Jul	Aug	Sep	Oct	TOTAL	
7	Horsetooth Storage													0.0	
8	Overland C-BT						71.6							71.6	
9	Overland Reusable						15.2							15.2	
10	From Storage Subtotal						86.8	0.0	0.0	0.0	0.0	0.0	0.0	86.8	2.3%
11	Carryover CBT			370.0	298.7	332.5	467.3	987.3						2,455.8	
12	CBT Quota & MU	325.0	365.7											690.7	
13	CBT & MU Subtotal	325.0	365.7	370.0	298.7	332.5	467.3	987.3	0.0	0.0	0.0	0.0	0.0	3,146.5	93.2%
14	Tunnel							93.7						93.7	
15	Sand Creek - Divide B							26.1						26.1	
16	Jackson						15.6	23.1						38.7	
17	JR Brown						2.4	10.4						12.8	
18	PVP 98CW435 Conditional													0.0	
19	River Supplies Subtotal	0.0	0.0	0.0	0.0	0.0	18.0	153.3	0.0	0.0	0.0	0.0	0.0	171.3	4.5%
20	**TOTAL SCFP SUPPLIES**	**325.0**	**365.7**	**370.0**	**298.7**	**332.5**	**572.2**	**1,140.6**	**0.0**	**0.0**	**0.0**	**0.0**	**0.0**	**3,404.7**	

	C-BT & MU Balance	
	Carryover	159.8
	Quota	8,680.6
	North Poudre MU	3,297.3
	TOTAL	12,137.7

	STORAGE	Nov	Dec	Jan	Feb	Mar	Apr	May	Jun	Jul	Aug	Sep	Oct	TOTAL
21	Delivered to Horsetooth Storage													0.0
22	Delivered to Gravel Pits													0.0

Storage Balance	
Horsetooth Account	386.8
Overland Trail Reservoirs	658.3
C-BT Carryover 2023	0.0
TOTAL	1,045.1

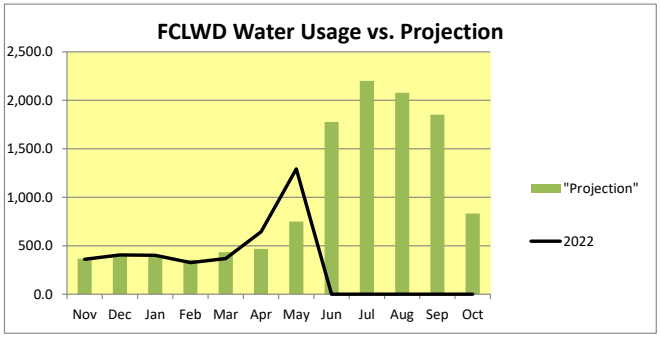

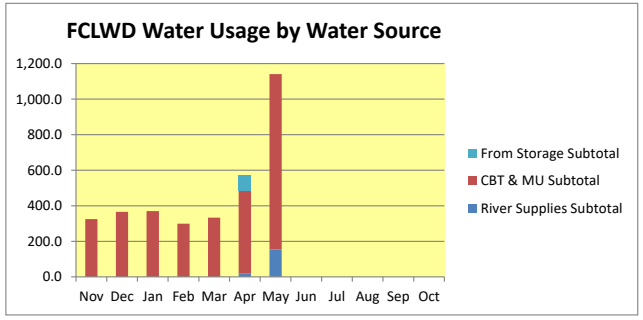

FORT COLLINS – LOVELAND WATER DISTRICT

MONTHLY FINANCIAL REPORT

June 30, 2022*

- **Page 1 – Aged Accounts Receivable**
- **Page 1 – Metered Revenue Comparison**
- **Page 2 – Cash and Investments**
- **Page 2 – Expenditures**
- **Page 3 – Investment Account Review**
- **Page 4 – Revenue and Expenses – Budget vs. Actual**
- **Page 9 – Tap Sales**

***Numbers in this report are subject to change as items are posted into the period they occurred.**

FORT COLLINS-LOVELAND WATER DISTRICT

June 30, 2022

Aged Accounts Receivable (Customer Billings)

Current	$	1,696,830	97.1%
30 Days		34,053	1.9%
60 Days		743	0.0%
90 Days		540	0.0%
120 Days		14,747	0.8% *
	$	1,746,913	100.0%

*Accounts greater than 120 days have service disconnected

Note> Above amounts *excludes* credits on customer accounts.

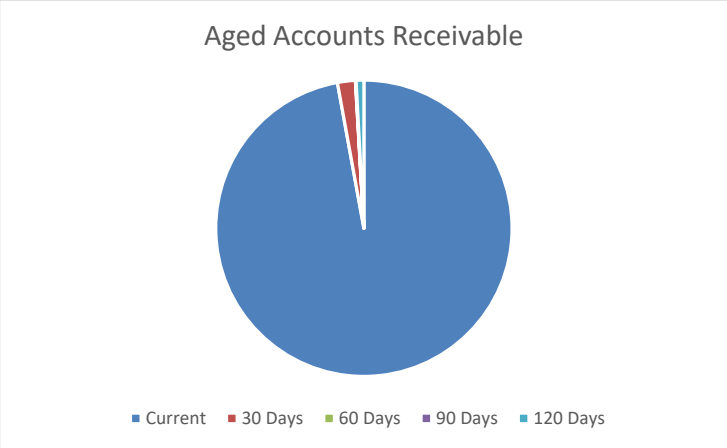

Metered Revenue Comparison

	2022	2022 - Budget	Historic Average
JAN	$ 603,507	$ 555,987	578,542
FEB	630,328	$ 546,678	568,855
MAR	600,369	$ 526,608	547,971
APR	656,593	$ 554,971	577,484
MAY	1,042,391	$ 667,510	694,588
JUN	1,749,252	$ 1,164,693	1,211,941
JUL		$ 1,838,479	1,913,061
AUG		$ 2,151,039	2,238,300
SEP		$ 2,123,636	2,209,785
OCT		$ 1,611,222	1,676,584
NOV		$ 792,410	824,555
DEC		$ 566,768	589,760
Totals	$ 5,282,439	$ 13,100,000	$ 13,631,426

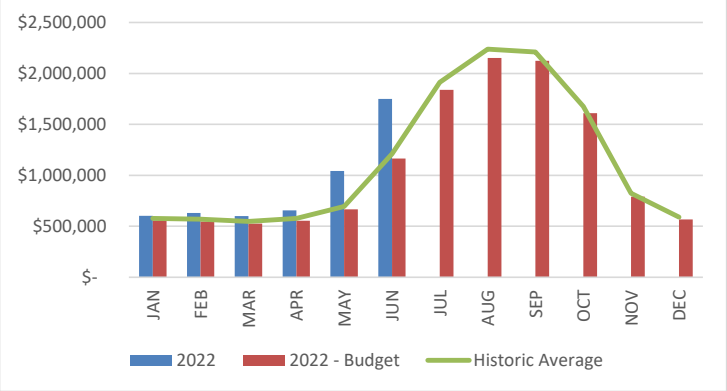

Metered revenue includes billings to customers and is the primary source of operating revenue.
Customers are billed for the prior month's consumption. The seasonal projection is the average of the last three years' revenue.
The fluxuation year over year is the result of weather variations, increase in number of customers served and rate increases.

Note: The historic average is the average of the last three years' revenue.

June 30, 2022

Cash and Investments

		Yield	
Cash on Hand			$ 100
Cash in Bank			4,598,547
Savings			
	1st Bank Liquid Asset	0.10%	1,000,017
	Colotrust	1.17%	59,577,781
	CSAFE	1.17%	37,498,631
Government Securities		0.35%	41,317,875
			143,992,951
Restricted for Debt Service			(1,127,500)
Available Cash and Investments			$ 142,865,451

Expenditures

Department	2022 Budget	2022 Actual	2021 Actual**
Source and treatment	$ 5,985,275	$ 3,059,740	$ 2,128,075
Personnel	4,084,460	1,456,065	-
Engineering	223,000	152,070	322,855
Distribution	984,750	424,498	714,779
Technical services	535,000	128,343	-
Office	705,500	406,887	437,831
Administration	506,690	235,818	405,517
Operating capital replacement	18,953,640	454,587	2,249,695
Non-operating expenses	17,016,036	1,877,177	6,072,531
	$ 48,994,351	$ 8,195,185	$ 12,331,283

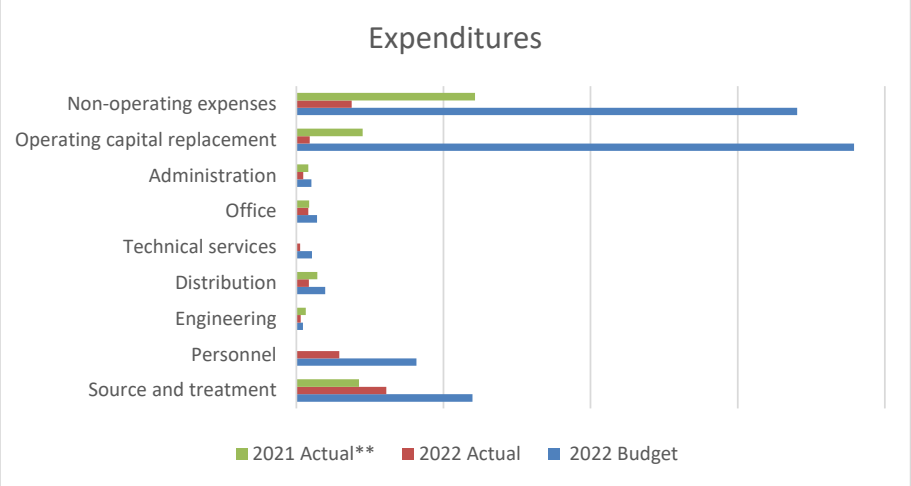

** 2021 Actual is based off of 2021 budget format. Budget format changed in 2022.

MSSB Account Summary

ICAP-Fort Collins Loveland (83270)

Functional Currency: USD 06/01/2022 - 06/30/2022

Return to Table of Contents

Dated: 07/12/2022

Accounting

Balance Sheet Classification

	Book Value	Market Value
Cash & Cash Equivalents	4,148,522.69	4,148,522.69
Short Term Investments	10,001,572.68	9,864,380.00
Long Term Investments	28,223,082.24	27,094,692.50
Accrued Interest Receivable	36,400.22	36,400.22
Equity	0.00	0.00
Alternative Investments	0.00	0.00
Total	**42,409,577.83**	**41,143,995.41**

Unrealized Gain/Loss

Beginning Unrealized Gain/Loss	-1,046,995.25
Unrealized Gain	0.00
Unrealized Loss	-1,265,582.42
Net Unrealized Gain/Loss	**-1,265,582.42**
Change Unrealized Gain/Loss	-218,587.17

Interest Income Detail

	Tax Exempt	Taxable
Beginning Accrued	0.00	29,990.97
Purchased Accrued	0.00	0.00
Sold Accrued	0.00	0.00
Coupons Received	0.00	9,459.35
Equity Dividends Received	0.00	0.00
Interest Accrued In Period	0.00	15,868.61
Other Income	0.00	0.00
Interest Income Total	**0.00**	**15,868.61**
Ending Accrued	0.00	36,400.22

Amortization/Accretion

	Tax Exempt	Taxable
Beginning Amortized Cost	0.00	42,373,430.06
Purchases	0.00	9,715.20
Sales	0.00	0.00
Ending Amortized Cost	0.00	42,373,177.61
Amortization/Accretion	**0.00**	**1,742.17**

Realized Gain/Loss

alized Gain	0.00
alized Loss	0.00
alized Impairment Loss	0.00
t Realized Gain/Loss	**0.00**

enses	**-11,453.97**

Performance

Summary

	Actual	Annualized
Income Return	0.03%	0.35%
Price Return	-0.53%	-6.24%
Total Return	**-0.50%**	**-5.91%**

Market Value

Daily Average Market Value	41,139,243.13
Beginning Market Value	41,356,425.78
Ending Market Value	41,143,995.41
Change In Market Value	**-212,430.36**

Transactions

Purchases/Sales/Maturities/Redemptions

	Purchases	Sales	Maturities	Redemptions
Cash & Cash Equivalents	-9,715.20	0.00	0.00	0.00
Short Term Marketable Securities	0.00	0.00	0.00	0.00
Long Term Marketable Securities	0.00	0.00	0.00	0.00
Equities	0.00	0.00	0.00	0.00
Funds	0.00	0.00	0.00	0.00
Alternative Investments	0.00	0.00	0.00	0.00
Total	**-9,715.20**	**0.00**	**0.00**	**0.00**

Cash Transfers	**0.00**

Security Transfers

Transfers In	0.00
Accrued Transfers In	0.00
Transfers Out	0.00
Accrued Transfers Out	0.00
Total	**0.00**

Risk

Summary

Purchase Yield	0.671
Duration (Years)	1.253
Duration (Days)	458
WAM (Effective)	1.288
WAM (Days)	471.000
Avg Credit Rating	AAA/Aaa/AAA

Duration

0-90 Days	14.94
90-180 Days	4.84
180-365 Days	14.29
1-2 Years	46.71
Over 2 Years	19.22

Credit Ratings

AAA/Aaa	100.00
AA/Aa	0.00
A/A	0.00
BBB/Baa	0.00
Non-Invest	0.00
Not Rated	0.00

Sectors

Cash	10.08
Government	56.34
Agency	28.72
Municipal	0.00
Corporate	4.85
Asset Backed	0.00
Mortgage Backed	0.00
Equity	0.00

FORT COLLINS - LOVELAND WATER DISTRICT
SCHEDULE OF REVENUE AND EXPENDITURES - BUDGET vs ACTUAL

	Annual Budget	Actual - Budgetary Basis	Variance Under Budget (Over Budget)	Percentage of Budget
Revenue				
Operating Revenue				
Metered revenue	$ 13,100,000	$ 5,282,439	$ 7,817,561	40.32%
Water sales - construction	300,000	408,621	(108,621)	136.21%
Town of Windsor	412,500	210,631	201,869	51.06%
Water rental	175,000	190,299	(15,299)	108.74%
Miscellaneous income	150,000	1,283,065	(1,133,065)	855.38%
Management fees - SFCSD	974,282	487,141	487,141	50.00%
Total operating revenue	15,111,782	7,862,196	(7,249,586)	52.03%
Non-Operating Revenue				
Property Tax (1.500 mills)	1,489,085	1,125,276	(363,809)	75.57%
Interest on investments	200,000	261,887	61,887	130.94%
Tap fees (water)	12,684,300	11,722,040	(962,260)	92.41%
Tap fees (PIF)	3,667,800	4,871,395	1,203,595	132.82%
Meter fees	97,500	150,545	53,045	154.41%
Total non-operating revenue	18,138,685	18,131,143	(7,542)	99.96%
Total revenue	33,250,467	25,993,339	(7,257,128)	78.17%
Expenses				
Source and Treatment				
Assessments	1,505,000	1,140,980	364,020	75.81%
Soldier Canyon	1,980,000	1,166,501	813,499	58.91%
City of Loveland	30,000	-	30,000	0.00%
FTC - Water Sale IGA	2,410,275	752,259	1,658,016	31.21%
Water Resource Consulting	60,000	-	60,000	0.00%
Total source and treatment	5,985,275	3,059,740	2,925,535	51.12%

FORT COLLINS - LOVELAND WATER DISTRICT
SCHEDULE OF REVENUE AND EXPENDITURES - BUDGET vs ACTUAL

	Annual Budget	Actual - Budgetary Basis	Variance Under Budget (Over Budget)	Percentage of Budget
Personnel				
Wages	3,057,000	1,050,693	2,006,307	34.37%
Overtime & On-Call Pay	55,000	22,343	32,657	40.62%
Payroll Taxes	248,960	79,505	169,455	31.93%
Medical Insurance	390,000	195,363	194,637	50.09%
Life Insurance	21,000	9,053	11,947	43.11%
Retirement	145,300	44,295	101,005	30.48%
Worker's Compensation Ins	26,600	15,008	11,592	56.42%
Education & Training	60,000	18,297	41,703	30.49%
Cell Phone Service	20,000	5,657	14,343	28.29%
Safety Program	36,000	7,339	28,661	20.39%
Uniforms	10,500	7,138	3,362	67.98%
Employee Awards & Recognition	6,500	106	6,394	1.63%
Recruiting & Onboarding	5,000	468	4,533	9.35%
Dues And Subscriptions	1,500	691	809	46.07%
Travel	1,100	111	989	10.06%
Total personnel	4,084,460	1,456,065	2,628,395	35.65%
Engineering				
Consulting	75,000	117,857	(42,857)	157.14%
Fuel	6,000	1,805	4,195	30.08%
Miscellaneous	3,000	676	2,324	22.55%
R & M - equipment	2,500	-	2,500	0.00%
R & M - vehicles	4,500	3,968	532	88.18%
Software maintenance	127,000	25,938	101,062	20.42%
Supplies	5,000	1,826	3,174	36.51%
Total engineering	223,000	152,070	70,930	68.19%
Distribution				
R & M - lines & equipment	393,750	185,708	208,042	47.16%
R & M - tank cleaning	150,000	27,533	122,467	18.36%
Fuel	37,000	15,692	21,308	42.41%
Meter hosting service	50,000	46,343	3,657	92.69%
Office supplies	1,500	1,203	297	80.21%
R & M - vehicles	33,000	20,686	12,314	62.68%
Supplies	3,000	1,886	1,114	62.86%
Utilities - Pump Stations	241,500	94,238	147,262	39.02%

FORT COLLINS - LOVELAND WATER DISTRICT
SCHEDULE OF REVENUE AND EXPENDITURES - BUDGET vs ACTUAL

	Annual Budget	Actual - Budgetary Basis	Variance Under Budget (Over Budget)	Percentage of Budget
Utility locates	20,000	13,447	6,553	67.24%
Water quality testing	55,000	17,762	37,238	32.29%
Total distribution	984,750	424,498	560,252	43.11%
Technical Services				
Repairs & Maintenance - Remote Facilities	200,000	67,167	132,833	33.58%
Telemetry	100,000	15,541	84,459	15.54%
Repairs & Maintenance - Administration Building	100,000	34,939	65,061	34.94%
Security	50,000	3,148	46,852	6.30%
Consulting	50,000	7,548	42,452	15.10%
Software Renewal And Maintenance	35,000	-	35,000	0.00%
Total technical services	535,000	128,343	406,657	23.99%
Office				
Bank service charges	45,000	22,602	22,399	50.23%
Miscellaneous expense	500	-	500	0.00%
On-line bill processing	100,000	54,807	45,193	54.81%
Payroll processing	12,000	5,446	6,554	45.38%
Postage	46,000	20,184	25,816	43.88%
Printing	31,000	16,876	14,124	54.44%
Publications & notices	1,000	204	796	20.43%
R & M - equipment	11,000	7,025	3,975	63.86%
Software maintenance	60,000	26,840	33,160	44.73%
Supplies	19,000	8,810	10,190	46.37%
Telephone	16,000	8,284	7,716	51.77%
Consulting	266,000	213,280	52,720	80.18%
Customer relations	26,000	2,051	23,949	7.89%
Water conservation	72,000	20,480	51,520	28.44%
Total office	705,500	406,887	298,613	57.67%

FORT COLLINS - LOVELAND WATER DISTRICT
SCHEDULE OF REVENUE AND EXPENDITURES - BUDGET vs ACTUAL

	Annual Budget	Actual - Budgetary Basis	Variance Under Budget (Over Budget)	Percentage of Budget
Administration				
Directors' fees	14,400	4,962	9,438	34.46%
Directors' payroll taxes	1,150	353	797	30.72%
Directors' expense	11,000	1,367	9,633	12.43%
Audit & consulting fees	15,750	-	15,750	0.00%
Collection fees	29,590	21,362	8,228	72.19%
Consulting	30,000	33,593	(3,593)	111.98%
Contingency	15,000	4,596	10,404	30.64%
Dues & subscriptions	11,800	10,129	1,671	85.84%
Insurance - liability	61,950	61,869	81	99.87%
Insurance - property	32,550	39,968	(7,418)	122.79%
Janitorial service	13,000	6,428	6,572	49.45%
Legal	250,000	37,874	212,126	15.15%
Miscellaneous expenses	500	127	373	25.35%
Utilities - admin building	20,000	13,191	6,809	65.96%
Total administration	506,690	235,818	270,872	46.54%
Operating Capital Replacement				
Source & treatment - operating	9,364,140	500	9,363,640	0.01%
Meters - operating	65,000	27,130	37,870	41.74%
Distribution - operating	7,168,000	305,605	6,862,395	4.26%
Operations equipment	267,000	8,638	258,362	3.24%
Office & engineering equipment	62,500	46,231	16,269	73.97%
Building improvements - operating	2,027,000	66,483	1,960,517	3.28%
Total operating capital replacement	18,953,640	454,587	18,499,053	2.40%
Total operating expenses	31,978,315	6,318,008	25,660,307	19.76%

FORT COLLINS - LOVELAND WATER DISTRICT
SCHEDULE OF REVENUE AND EXPENDITURES - BUDGET vs ACTUAL

	Annual Budget	Actual - Budgetary Basis	Variance Under Budget (Over Budget)	Percentage of Budget
Non-Operating Expenses				
Interest on bonds (2010 issue)	102,500	51,250	51,250	50.00%
Debt service - 2010 issue	1,000,000	-	1,000,000	0.00%
Interest on CWCB notes	6,585	3,293	3,293	50.00%
Debt service - CWCB notes	11,001	11,001	-	100.00%
Source & treatment	541,200	41,411	499,789	7.65%
Water projects / acquisitions	6,188,900	3,048	6,185,852	0.05%
Water storage	2,585,850	1,635,856	949,994	63.26%
Meters	130,000	128,263	1,737	98.66%
Distribution	6,450,000	3,056	6,446,945	0.05%
Total non-operating expenses	17,016,036	1,877,177	15,138,859	11.03%
Net Income (Loss)	$ (15,743,884)	$ 17,798,154	$ 33,542,038	

June 30, 2022

Tap Sales

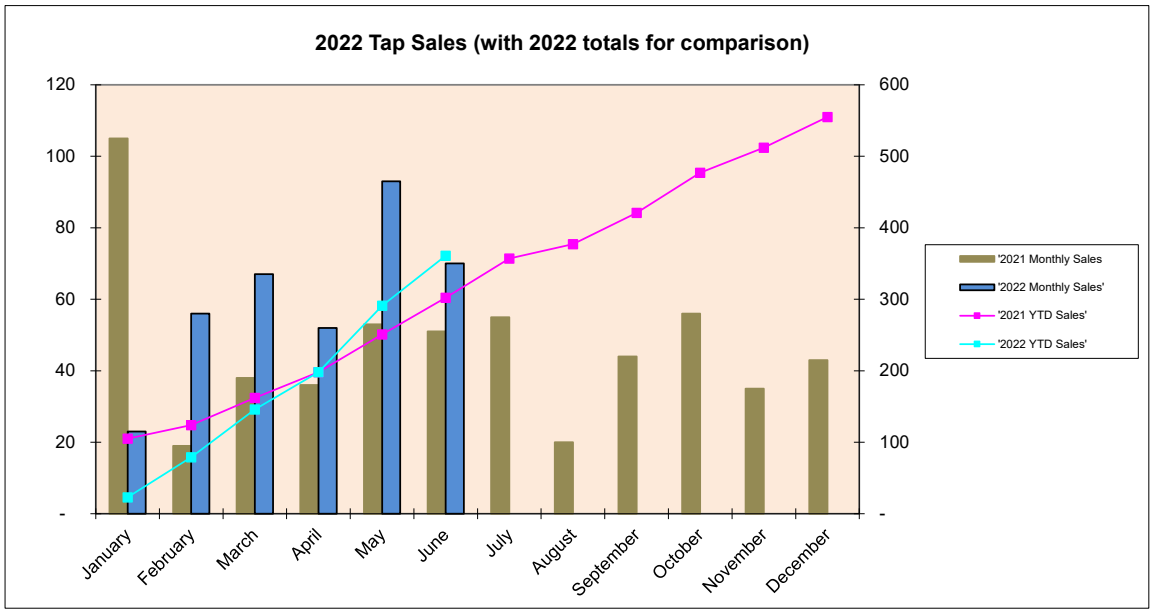

	Water Purchased		Water Provided		City Water		2022 Totals			2021 Totals		
	# of taps	$	# of taps	$	# of taps	$	# of taps	$	YTD taps	# of taps	$	YTD taps
January	23	2,007,111	-	-	-	-	23	2,007,111	23	105	4,214,746	105
February	56	2,465,981	-	-	-	-	56	2,465,981	79	19	1,286,484	124
March	67	2,763,405	-	-	-	-	67	2,763,405	146	38	1,553,873	162
April	52	2,373,870	-	-	-	-	52	2,373,870	198	36	2,076,121	198
May	93	4,219,145	-	-	-	-	93	4,219,145	291	53	3,368,317	251
June	70	2,763,923	-	-	-	-	70	2,763,923	361	51	3,665,527	302
July	-	-	-	-	-	-	-	-		55	3,795,546	357
August	-	-	-	-	-	-	-	-		20	934,665	377
September	-	-	-	-	-	-	-	-		44	4,506,298	421
October	-	-	-	-	-	-	-	-		56	2,417,654	477
November	-	-	-	-	-	-	-	-		35	1,525,251	512
December	-	-	-	-	-	-	-	-		43	2,518,850	555
Totals	**361**	**16,593,435**	**-**	**-**	**-**	**-**	**361**	**16,593,435**		**555**	**31,863,332**	

DISTRICT TAP TOTAL **19,496**

FORT COLLINS-LOVELAND WATER DISTRICT
DISTRIBUTIONS
JUNE 2022

Check #	Issued to	Description	Amount
87434	ROBERT HALF OFFICE TEAM	TEMP SERVICE - AILEEN MAZAK, TEMP SERVICE - ELIZABETH ALDANA, AIELEEN MAZAK TEMP CONTRACT COVERSION FEE	$ 17,179.96
87435	AFLAC	SUPPLEMENT INSURANCE - MAY 2022	$ 387.16
87436	VOID	VOID CHECK	$ -
87437	AMERITAS LIFE INSURANCE CORP.	SUPPLEMENT DENTAL PREMIUMS FOR COVERAGE FROM 2022-06-01 THRU 2022-06-30	$ 276.00
87438	BETA HEALTH ASSOCIATION	SUPPLEMENT INSURANCE FOR PERIOD 07/1/2022 THRU 07/31/2022	$ 280.25
87439	CINTAS	JANITORIAL RESTOCK SUPPLIES & RUG FACILITY SERVICE	$ 255.35
87440	COLLINS COMMUNICATIONS	HORSETOOTH MOUNTAIN DMR REEPEATER SERVICE	$ 60.00
87441	CONCENTRA HEALTH SERVICES, INC	BUNDLED DOT TESTING	$ 180.00
87442	CPS HR CONSULTING	PAY POLICY	$ 3,704.00
87443	DATAPRINT SERVICES, LLC	PRINTING FOR FCLWD 7130, POSTAGE FOR FCLWD 7120, PRINTING FOR SFCSD 1130, POSTAGE FOR SFCSD 1130	$ 2,131.34
87444	CITY OF FORT COLLINS	CHARGE FOR POTABLE WATER AS PER THE AGREEMENT BETWEEN THE CITY OF FT COLLINS AND FT COLLINS-LOVELAND WATER DISTRICT: BILL FOR MAY 2022 - RAW WATER = 1,885.416, HARMONY AND ROCK CREEK/FOSSIL RIDGE CONNECTIONS April 2022 21.56 MG@ $2.7495 PER THOUSAND GAL, 2.10MG MONTHLY OVERAGE - WATER SHARE AGREEMENT	$ 134,818.99
87445	GREYSTONE TECHNOLOGY	SONIC WALL MFA IMPLEMENTATION SERVICES FOR SCADA, SENSE FIREWALL REPLACEMENT PROJECT SONIC FIREWALL HARDWARE, OWL LABS MEETING OWL PRO 360 CAMERA, SHIPPING, AGREEMENT TOTAL CARE JUNE 2022, COMPLETE IT MANAGEMENT, TOTAL CARE WORKSTATIONS/USERS, ENDPOINT SECURITY PER WORKSTATIONS (10 WORKSTATIONS), SPLIT DITTO BACKUP SIRIS FOR SFCSD SCADA SERVER	$ 13,099.89
87446	AILEEN MAZAK	MILEAGE REIMBURSEMENT TOTAL 23.1 MILES x 0.585, REGISTRATION FOR CCWP, WATER DIST. OPS VERT CLASS GRADE 1 ON TEACHABLE	$ 96.51
87447	PITNEY BOWES, INC.	POSTAGE MACHINE LEASE - 04-01 - 06-30-22	$ 163.53
87448	SAFETY SERVICES	2022 MAY FOR SAFETY CONTRACT MONTHLY FEE	$ 165.00
87449	UMB BANK, NA	BOND ADMIN FEE	$ 200.00
87450	UTILITY NOTIFICATION CENTER	SFCSD POSITIVE RESPONSE RE-NOTIFICATIONS, FCLWD RTL TRANSMISSIONS - LOCATES	$ 2,678.00
87451	VAULT SOLUTIONS LLC	INBOUND 1.2 CF BX, STANDARD TRANSPORTATION, RECORD STORAGE 1.2 CF	$ 84.41
87452	VERIZON WIRELESS	FCLWD CELL - OFFICE 4550, FCLWD CELL - TELEMETRY 6505, FCLWD - SOFTWARE MAINTENANCE 7155, SFCSD CELL - COLLECTIONS 5070, SFCSD CELL - TREATMENT 6210	$ 1,857.71
87453	VERIZON CONNECT FLEET USA LLC	FLEET GPS SERVICES - FCLWD, FLEET GPS SERVICES - SFCSD	$ 716.95
87454	WILDROCK PUBLIC RELATIONS & MARKETING	MONTHLY SERVICES INCLUDE: QUARTERLY PR CAMPAIGNS, MONTHLY BLOG CREATION, QUARTERLY DIGITAL AND PDF NEWSLETTER PO 26046, MEETING MILEAGE	$ 7,505.85
87455	XCEL ENERGY	ELECTRIC AT 7093 COUNTY ROAD 40 53-7839661-3, ELECTRIC AT 5575 E COUNTY ROAD 26 UNIT VLT 53-3134439-5	$ 172.39

FORT COLLINS-LOVELAND WATER DISTRICT
DISTRIBUTIONS
JUNE 2022

Check #	Issued to	Description	Amount
87456	CITY OF FORT COLLINS	CITY OF FORT COLLINS WATER PROVIDED TO FCLWD CUSTOMERS: BILL FOR April 2022- 135,000 GAL RESIDENTIAL 101,000 GAL COMMERCIAL 236,000 GAL	$ 1,807.49
87457	ALL COPY PRODUCTS, INC.	PRINTER CONTRACT COLLECTIONS STD & BLK IMG, PRINTER CONTRACT TREATMENT STD & BLK IMG, PRINTER CONTRACT ENGINEERING STD & BLK IMG, PRINTER CONTRACT OFFICE STD & BLK IMG, PRINTER CONTRACT OPERATION STD & BLK IMG	$ 574.54
87458	FIRSTBANK	SFCSD RECEIVABLE, EDUCATION & TRAINING, SOFTWARE MAINTENANCE, SUPPLIES, R & M - LINES & EQUIPMENT, SECURITY, POSTAGE, CUSTOMER RELATIONS, DIRECTORS' EXPENSES, CONTINGENCY, DISTRIBUTION (OPERATING)	$ 7,850.06
87459	VOID	VOID CHECK	$ -
87460 - 87472	CUSTOMER REFUNDS	OVERPAYMENT REFUND	$ 554.64
87473	ROBERT HALF OFFICE TEAM	TEMP SERVICE - ELIZABETH ALDANA - CONVERSION, TEMP SERVICE - ELIZABETH ALDANA	$ 6,750.40
87474	AMAZON CAPITALSERVICES	ERGONOMIC WOOD FOOT STOOL FOR OFFICE, MINI DISPLAY PORT TO HDMI CABLE	$ 53.13
87475	ANTHEM BC/BS	ANTHEM FOR SEWER COLLECTIONS - 1130, ANTHEM FOR SEWER TREATMENT - 1130, ANTHEM FOR WATER ADMIN, ANTHEM FOR WATER ENGINEERING, ANTHEM FOR WATER FIELD SERVICES, ANTHEM FOR WATER OFFICE, ANTHEM FOR WATER OPERATIONS, ANTHEM FOR WATER IT AND DATA	$ 40,511.54
87476	AVI ENGINEERING PLANNING SURVEYING	WATER ASSET SURVEY PROJECT	$ 15,583.00
87477	A-Z SAFETY SUPPLY	MEDIUM BALD EAGLE MECHANICS STYLE GLOVES, MOLDEX GLIDE CORDED TWIST-IN GREEN FOAM EARPLUGS, SAFETY GLASSES, FIRST AID KIT SUPPLIES	$ 277.15
87478	VOID	VOID CHECK	$ -
87479	BOMGAARS	MUCK BOOTS - D. MARGHEIM	$ 149.99
87480	CD ENGINEERING, INC.	CONTRACT ENGINEERING SERVICES - ENGINEER II, PROJECT MANAGEMENT	$ 6,517.50
87481	ESRI	SMALL UTILITY ENTERPRISE AGREEMENT	$ 25,000.00
87482	FORT COLLINS WINLECTRIC	FP301-3/8 48IN BLACK 12 PCS, 33+3/4 76FT-1 VINYL ELECT TAPE, TOOLS, HARDWARE SUPPLIES, 24' WERNER EXT LADDER, HD CORD/CORD CONNECTORS & HARDWARE, CABLE TIES, BRIDLE RINGS & SUPPORT GRIPS, MISC HARDWARE, WPLED26 RAB, 1/2 - PUNCH SET, SR51J EASY HEAT, FREIGHT CHARGES, 3 COND LUG & LUG KIT	$ 4,980.69
87483	VOID	VOID CHECK	$ -
87484	FRONT RANGE RAYNOR	SERVICE CALL - 05/11 REATTACH BAFFLE INSIDE HOOD OF DOOR	$ 181.00
87485	CITY OF FORT COLLINS	ELECTRIC AT 1093 S OVERLAND TRL 536957-86382	$ 8,345.17
87486	CITY OF FORT COLLINS UTILITIES	ELECTRIC AT 4100 S TAFT HILL RD PUMP 334982-21042, ELECTRIC AT 3103 E HARMONY RD MASTER 364522-55780, ELECTRIC AT 5150 SNEAD DR 364522-46269, STORMWATER 5150 SNEAD DR 364522-46269, ELECTRIC AT 5101 ZIEGLER RD PUMP 364522-81399, ELECTRIC AT 2825 SKIMMERHORN ST PUMP 406938-74821, ELECTRIC AT 5603 S TIMBERLINE RD 357634-77715, ELECTRIC AT 3211 ROCK CREEK DR 364522-97089, ELECTRIC AT 6600 S COLLEGE AVE PUMP 364522-41764	$ 5,458.45

FORT COLLINS-LOVELAND WATER DISTRICT
DISTRIBUTIONS
JUNE 2022

Check #	Issued to	Description	Amount
87487	GENERAL AIR COMPANY	OXYGEN RENTAL CHG 125CF SIZE #4, 75%ARGON 25% CO2 GAS MIX RENTAL 125CF SILVER SHIELD #8, SMALL CYLINDER RENTAL, HAZARDOUS MATERIALS CHARGE	$ 97.09
87488	WW GRAINGER, INC.	FLAGGING TAPE, FLOURESCENT PINK , 150 FT, SAFETY GLASSES SMOKE, PARKING CURB W 6IN W 4IN 72IN RUBBER, ASPHALT MOUNTING KIT, INVERTED STRIPING PAINT 20 OZ WHITE	$ 1,452.88
87489	GREYSTONE TECHNOLOGY	ANNUAL RENEWAL FOR SONICWALL NETWORK SECURITY MANAGER ADVANCED TZ2350, ANNUAL RENEWAL FOR SONICWALL REPORTING AND ANALYSIS FOR TZ400	$ 752.98
87490	HERBERT E&I, LLC	INTERMEDIATE DESIGNER/DRAFTSMAN - MARCH 1 - 31 2022, INTERMEDIATE DRAFTSMAN/DESIGNER FEB. 1 - 28, 2022, MISC. LABOR DESIGN/DRAFTSMAN OCT. 2021 - JAN 2022, INTERMEDIATE DEISGN/DRAFTING APRIL 1 - 15, 2022, ELECTRICAL 3 HOURS APRIL 16 - MAY 15, 2022 SCADA UPGRADE PROJECT, INTERMEDIATE DESIGNER/DRAFTSMAND APRIL 1 - 30, 2022 DESIGN FOR SCADA UPGRADE PROJECT	$ 46,870.04
87491	INTERSTATES CONSTRUCTION SERVICES	CR-30 GENERATOR QUICK CONNECT PO 26059, AIRPORT PUMP STATION MCC UPGRADES PO 26061, OVERLAND GENERATOR QUICK CONNECT PO 26060, TIMNATH ELEVATED TANK GEN PO 26087, CROSSROADS ELEVATED TANK GEN PO 26088, GENERATOR CORDS - RYAN MANLEY PO 26086	$ 52,531.00
87492	JAMES PEST CONTROL	PEST TREATMENT 6/6	$ 60.00
87493	JAX SURPLUS	JAX STEEL TOED BOOTS ALLOWANCE, BOOTS FOR INTERN	$ 285.00
87494	NCR PAYMENT SOLUTIONS, FL, LLC	MAY ONLINE PAYMENT PROCESSING FEES	$ 8,082.82
87495	LIGHTFIELD ENTERPRISES	620 & 633 SPARROW PL. REMOVE TEMP. CONCRETE PATCH IN ROAD & INSTALL ASPHALT PATCH PER COFC SPECIFICATIONS	$ 5,998.39
87496	CITY OF LOVELAND	ELECTRIC AT 7450 E CROSSROADS BLVD WTANK 0050574-019809, ELECTRIC AT 3951 E COUNTY ROAD 30 0050574-039785, ELECTRIC AT 6900 N BOYD LAKE AVE 0050574-018998	$ 3,881.68
87497	LYONS GADDIS	MAY LEGAL FEES	$ 1,493.00
87498	METAL DISTRIBUTORS	1" SCH 40 PIPE PLUS CUT	$ 103.50
87499	MOTION & FLOW CONTROL PRODUCTS INC.	SPVC- 2.5 TEXCEL SIGMA-POLY-U, FREIGHT, SHIPPING & HANDLING, PUMP FITTING EQUIPMENT	$ 278.59
87500	MURRAY & STAFFORD INC	REFUND HYDRANT METER DEP	$ 500.00
87501	OFFICESCAPES	OFFICE SCAPES CHAIRS x2	$ 1,558.83
87502	POUDRE VALLEY REA 2389	ELECTRIC SERVICE FOR 2890 W TRILBY RD 31254001, ELECTRIC SERVICE FOR SWETSVILLE ZOO RD & WEITZEL ST 55740001, ELECTRIC SERVICE FOR 2700 W HORSETOOTH RD 11264001	$ 672.66
87503	PYRAMID LANDSCAPE, INC.	MAIN LINE BREAK - 3" CORNER OF GOLDEN CURRANT & BANYAN DRIVE, PVC FITTINGS - 3" SLIP FIX COUPLER, IRRIGAITON TECHNICIAN	$ 1,201.78
87504	RB+B ARCHITECTS, INC.	PROFESSIONAL PERSONNEL - REBECCA SPEARS	$ 855.00
87505	REMINGTON TECHNOLOGIES	REFUND HYDRANT METER DEP	$ 500.00
87506	REPUBLIC SERVICES #642	WASTE CONTAINER 4 CU YD, 1 LIFT PER WEEK, 1 REAR LOAD RECYCLING 2 YD, 1 LIFT PER WEEK, TOTAL FUEL RECOVERY FEE	$ 159.57
87507	SAFELITE FULFILLMENT, INC.	IN-STORE WINDSHIELD REPAIR - PLETCHER	$ 85.00
87508	CHARLOTTE SALAZAR	REIMBURSEMENT: DOZEN DONUTS - SAFTY TRAINING	$ 62.09

FORT COLLINS-LOVELAND WATER DISTRICT
DISTRIBUTIONS
JUNE 2022

Check #	Issued to	Description	Amount
87509	SOLDIER CANYON WATER TREATMENT	WATER RESOURCES, MAY PURCHASED WATER	$ 236,407.59
87510	USA BLUEBOOK	VALVE BOX KEY 8' SOLID END, FREIGHT	$ 221.98
87511	WEX BANK	2022 MAY ENGINEERING FUEL, 2022 MAY OPERATION FUEL	$ 3,677.38
87512	WILLIAMS SCOTSMAN, INC.	MOBILE OFFICE UNIT EXPENSE	$ 30,359.14
87513	XCEL ENERGY	GAS AT 5150 SNEAD DR 53-1987493-6, ELECTRIC AT 1170 S OVERLAND TRL BLDG 28/6 53-3079013-3	$ 184.61
87514	XEROX CORPORATION	MAY 2022 BASE CHARGE, MAY 2022 BLACK METER CHARGE, MAY 2022 COLOR METER CHARGE	$ 389.85
87515	VOID	VOID CHECK	$ -
87516	CITY OF FORT COLLINS - PERMITS	MINOR AMENDMENT APPLICATION - PERMITTING FOR MODULAR OFFICE	$ 1,500.00
87517	A CONCRETE, INC.	HYDRANT METER DEPOSIT REFUND	$ 500.00
87518	ALVARADO CONCEPTS LLC	HYDRANT METER DEPOSIT REFUND	$ 500.00
87519	BEACON CONSTRUCTION	HYDRANT METER DEPOSIT REFUND	$ 500.00
87520	COE CONSTRUCTION	HYDRANT METER DEPOSIT REFUND	$ 500.00
87521	AVI ENGINEERING PLANNING SURVEYING	TAFT TO HARMONY 30" WATERMAIN	$ 6,341.95
87522	A-Z SAFETY SUPPLY	2X LARGE 8 MIL HD ORANGE NITRILE POWERED-FREE INDUSTRIAL GRADE EXAM GLOVES	$ 31.99
87523	COLLINS COLE FLYNN WINN ULMER	FORT COLLINS-LOVELAND WATER DISTRICT - GENERAL - 4015.008 FOR MAY 2022	$ 5,048.50
87524	COMPANION LIFE	SUPPLEMENTAL DENTAL INSURANCE FCLWD, SUPPLEMENTAL DENTAL INSURANCE SFCSD	$ 1,476.86
87525	CONVERGINT TECHNOLOGIES LLC	LABOR AND MATERIAL FOR SECURITY, LABOR FOR INTERNAL SECURITY CAMERA RELOCATES	$ 3,381.03
87526	DANA KEPNER COMPANY	3/4 SHORT SRII, TRPL, 1-GAL, CI-BTM, L/HS, 520M, 1 PORT, WIRED, HOURLY READ, LEAK DETECTION, 510M MXU, 1 PORT, TC HOURLY READ, LEAK DET, 1-1/2" COMPANION FLANGE METER GASKET, DROP IN, 2" COMPANION FLG MTR GSKT, DROP-IN, 5/8X3" NEVER GALL 304 SS MACHINE BOLT, 5/8" NEVER GALL 304 SS HEX NUT, 5/8" METER WASHER, 304SS, 24" M70AL24 ALUM/CI METER PIT COVER W/CAST, WATEROUS FT COLLINS STD 6' PACER 250 HYDRANT, WATEROUS LOVELAND STD 6'PACER 250 HYDRANT 6" MJ EPOXY SHOE 3-WAY SS BOLTS 1" SQUARE OPER NUT OPEN RIGHT LESS ACCS	$ 54,476.95
87527	VOID	VOID CHECK	$ -
87528	JESSICA DECKER	PROFESSIONAL MEMBERSHIP SHRM HR MAGAZINE	$ 229.00
87529	FORT COLLINS LOVELAND WATER DISTRICT	WATER SERVICE AT TIMNATH TANK 02455620-01, WATER SERVICE AT 5150 SNEAD DR 02130000-01, WATER SERVICE AT 4100 S TAFT HILL RD 03327410-01	$ 162.22
87530	FORT COLLINS WINLECTRIC	DELUXE CORD GRIP MALE, 1-IN STL COND LOCKNUT, PDC-11-2/0-1 ILSCO, FREIGHT, HARDWARE, SLIM7FAFC40	$ 655.49
87531	FOOTHILLS LANDSCAPE MAINTENANCE LLC	IRRIGATION REPAIRS FOR SNEAD OFFICE (PARTS & LABOR)PO #26074	$ 404.80
87532	FULLY PROMOTED	UNIFORMS TOPS	$ 2,462.77
87533	WW GRAINGER, INC.	WATER HOSE, 3/4" I.D. 75 FT PVC, PORTABLE GENERATOR, DIGITIAL HYBRID, 8750W, SINGLE POINT HOOK, LOAD RATED, JOBBER LENGTH DRILL SET, 29PC	$ 4,754.11
87534	GREYSTONE TECHNOLOGY	PROJECT SERVICES FOR SCADA SEPARATION, STAGING NEW SENSUS FIREWALL REPLACEMENT	$ 4,068.75

FORT COLLINS-LOVELAND WATER DISTRICT
DISTRIBUTIONS
JUNE 2022

Check #	Issued to	Description	Amount
87535	JACOBS ENGINEERING GROUP INC.	EVALUATION OF AN INTERCONNECT AT THE CROSSROADS TANK PROJECT, WATER DISTRIBUTION SYSTEM MODEL UPDATE (11-27-21 - 02-25-22), AS NEEDED HYDRAULIC MODELING, PROJECT MANAGEMENT & QUALITY CONTROL PROJECT	$ 24,726.50
87536	LITHOS ENGINEERING	PLEASANT VALLEY PRE-SED BASIN FORENSIC INVESTIGATION	$ 155.60
87537	MAXEY TRAILER SALES & TRUCK FITTING	LADDER RACK, STEEL, BLK BUYERS	$ 594.08
87538	METRON-FARNIER, LLC	ALTAIR 20 5/8 X 3/4" METERS, FREIGHT	$ 10,328.35
87539	MMS ENVIRONMENTAL LABS	COLIFORM, TOTAL	$ 200.00
87540	NATIONAL TECHNOLOGY TRANSFER, INC.	INSTRUMENTATION & PROCESS CONTROL SEMINAR CAUDILL	$ 1,795.00
87541	NEW MERCER DITCH COMPANY	LABOR - SCOTT R PARKER TAFT TO HARMONY 30"	$ 435.00
87542	NORTHERN COLORADO TRUCK DRIVING ACADEMY	120HR CDL A TRAINING COURSE - FOR JOE GUERRA	$ 5,195.00
87543	POUDRE VALLEY REA 2389	ELECTRIC SERVICE FOR 2890 W TRILBY RD 26641002, ELECTRIC SERVICE FOR 2110 TRILBY RD 26640002	$ 514.73
87544	VISION PRINTING	WINDOW ENVELOPES (5000), FREIGHT	$ 824.04
87545	WORKWELL	DRUG SCREEN - NON-DOT E SCREEN 5	$ 36.00
87546	JAMES BORLAND	DIRECTORS FEES	$ 92.35
87547	WILLIAM DIETERICH	DIRECTORS FEES	$ 92.35
87548	DALE LEACH	DIRECTORS FEES	$ 92.35
87549	PETER O'NEILL	DIRECTORS FEES	$ 92.35
87550	RON RUFF	DIRECTORS FEES	$ 92.35
87551	ALLSTREAM	TELEPHONE AND INTERNET SERVICE FOR BUSINESS OFFICE	$ 911.49
87552	CHRIS MATKINS	COORDINATION WITH GM, SUPPORT NEEDS, WATER RESOURCES MEETINGS AND COORDINATION, NISP REPRESENTATION, MEETINGS UPDATES, REGIONAL WTP REPRESENTATION, MEETING, MANAGE DISTRICT'S BUILD OUT DEMAND PROJECTIONS, PROJECT MANAGEMENT, KICKOFF MEETING, METHODOLOGY FINALIZATION, VALVE PRIORITIZATION, DEVELOP INITIAL SCHEDULE, DEVELOP 2 WEEK TEST SCHEDULE, REVIEW WITH OPERATIONS	$ 15,125.00
87553	CIVILWORX	FCLWD GOLDEN CURRENT - PROJECT MANAGER, SENIOR ENGINEERING, SUBCONSULTANTS	$ 1,560.00
87554	COLLINS COMMUNICATIONS	HORSETOOTH MOUNTAIN DMR REPEATER SERVICE	$ 60.00
87555	DATAPRINT SERVICES, LLC	PRINTING FOR FCLWD 7130, POSTAGE FOR FCLWD 7120, PRINTING FOR SFCSD 1130, POSTAGE FOR SFCSD 1130	$ 1,931.99
87556	DELLENBACH MOTORS	REPAIR & MAINTENANCE - 2015 CHEV TRUCK C25-VIN#1GC0KUEG3FZ540275 LIN#733567N	$ 2,402.20
87557	DITESCO	WATER TANK DOCUMENTION PROJECT - SENIOR ENGINEER, CAD DESIGN, ADMINISTRATION,	$ 3,282.50
87558	FOOTHILLS LANDSCAPE MAINTENANCE LLC	04-01-2022 1ST OF 8 MONTHLY CONTRACT LAWN/TURF MAINTENANCE, 05-01-2022 2ND OF 8 MONTHLY CONTRACT LAWN/TURF MAINTENANCE, 06-01-2022 3RD OF 8 MONTHLY CONTRACT LAWN/TURF MAINTENANCE, 3% FUEL SURCHARGE	$ 1,914.90
87559	WW GRAINGER, INC.	LADDER STABILIZER, ALUMINUM	$ 142.61
87560	JACOBS ENGINEERING GROUP INC.	WATER MODEL UPDATE PROJECT - AS NEEDED MODELING SERVICES	$ 2,876.00

FORT COLLINS-LOVELAND WATER DISTRICT
DISTRIBUTIONS
JUNE 2022

Check #	Issued to	Description	Amount
87561	KEYWAY LOCK AND SAFE	SERVICE CALL, ABUS CYLINDER INSTALLATION, DRILL LOCK CYLINDER, ARROW G2 PASSAGE LEVER	$ 466.00
87562	LIGHTFIELD ENTERPRISES	INSTALL 10.1 X 10. PRIVATE DRIVE PANEL	$ 2,090.85
87563	LINCOLN FINANCIAL GROUP	LIFE INSURANCE	$ 2,175.31
87564	CITY OF LOVELAND	ELECTRIC AT 150 W 71ST ST 0050574-028198	$ 517.24
87565	MAXEY TRAILER SALES & TRUCK FITTING	PIN ANCOR SCREW 5/8", PIN ANCOR SCREW 7/8", PIN ANCOR SCREW 3/4"	$ 219.19
87566	POUDRE VALLEY REA 2389	ELECTRIC SERVICE FOR 8110 S CO RD 13 71884001	$ 46.99
87567	SANDERSON STEWART	FCLWD-GIS UPDATE PROJECT - PRINCIPAL, STAFF SURVEYOR II, SENIOR PROFESSIONAL LAND SURVEYOR, SURVEY CREW MILEAGE, SURVEY EQUIPMENT HOURS	$ 5,870.00
87568	SUMMIT TRUCK BODIES	SYNTHETIC REOP - 3/8" SATURN 12 120FT, SHIPPING	$ 500.54
87569	TECHNOLINK OF THE ROCKIES	EQUIPMENT PRICE SUB-TOTAL, PROFESSIONAL SERVICES RENDERED	$ 1,420.26
87570	TIMBERLINE ELECTRIC & CONTROL CORP	FIELD SERVICE/COMPUTER TECH, MATERIALS/POLYPHASER, MATERIALS/MTS2000 UHF, OVERNIGHT SHIPPING & HANDLING	$ 671.25
87571	XCEL ENERGY	ELECTRIC AT 5800 E COUNTY ROAD 40 53-0011579801-8	$ 1,132.43
87572 - 87623	CUSTOMER REFUNDS	OVERPAYMENT REFUNDS	$ 3,733.78
6/10/22	Payroll		$ 82,796.86
6/10/22	Mission Square (formerly ICMA)		$ 6,662.84
6/24/22	Payroll		$ 82,581.11
6/24/22	Mission Square (formerly ICMA)		$ 6,598.19
Total			$ 1,069,280.49

Fort Collins-Loveland Water District

To: Chris Pletcher, General Manager

From: Amanda Proctor, Finance Director

Date: 7/11/2022

Re: Credit Card Users

The District has one master credit card account. This account then has multiple users, with their own unique credit cards, that utilize the overall credit limit of this account ($12,000 per month).

The users and limits are:

Full Name	Title	Profile	Credit Limit
CHRISTOPHER PLETCHER	General Manager	Cardholder	$3,800.00
AMANDA PROCTOR	Finance Director	Cardholder	$2,500.00
ERIC DOWDY	IT and Data Manager	Cardholder	$ 500.00
JESSICA DECKER	HR Manager	Cardholder	$1,000.00
In transition	Water Operations Supervisor	Cardholder	$ 500.00
In transition	Utilities Operations Superintendent	Cardholder	$1,000.00

Every credit card purchase is required to follow our standard purchasing procedures. This includes all purchases $100.00 or greater must have accounting review the purchase (or in the case of the Finance Director's card, another manager must review). All summarized and detailed backup is included with the check when it goes to the General Manager for signature.

The card does receive cash back rewards, on the account not the individual credit cards. This cash back reward is received via a credit to the credit card balance, not a check or actual cash. This normally occurs only once per year. The credit is applied to account 8120 – Contingency.

5150 Snead Drive
Fort Collins, Colorado 80525
Phone: 970-226-3104
Fax: 970-226-0186
www.fclwd.com

Fort Collins-Loveland Water District

To: Chris Pletcher, General Manager

From: Amanda Proctor, Finance Director

Date: 7/11/2022

Re: Tap Database Modernization Project

Currently, the District has several database structures: GIS, BillMaster (monthly customer billing), Tap Database, Accounting software, and a document/premise file retention software.

Around 2005, an employee of the business office started a project to streamline the water and sewer tap purchase process. This employee took about 1-2 years to build and test an in-house software program using Sequel as the database backend, and Visual Basic and Windows forms as the front end.

This software is the current software that the District uses for the water and sewer tap purchase process. As the software ages, it has been increasing difficult to find a developer who can work on this unique combination of back end and front end, thus leading to minimal changes and improvements over the past 8 or so years (when the employee who built the software departed from the District).

As the software continues to age, and technology, in general modernizes, it has become apparent that it is time to modernize the tap database software. By modernizing the software, there will be a few advantages:

- Improve employee efficiency
- Increase visibility into tap provisioning
- Leverage electronic signature technology

The Tap Database is an interesting first step in the customer acquisition process. Typically, other districts manage this process via excel workbooks and mail merge. This invites a lot of manual error. By having a software prompt and manage the workflow, it ensures that every tap purchased is treated the same and we are getting correct paperwork for each tap. This aids in future customer interactions and repairs.

Due to the current Tap Database being a legacy out of date technology, the District will need to invest time and money into modernizing it. The first step is the Envisioning and Planning phase. By taking time to dive deep into the current process, understand current user flows, future user flows, and storyboard the software, it will allow a much more holistic software to be developed and built. This process will also explore where the software lives (either hosted via Azure [like a website or software as a service] or hosted locally on our server); the database structure it is built on; the language that the front end will be developed on.

The goal of this process is to have a crystal-clear vision that will provide the road map for next stage: Initial Build. By having a clear vision, this will help mitigate the development costs of this phase as well.

Request: I am requesting that the Board motion to approve the tap database modernization project, the envisioning and planning phases, in the amount not to exceed $28,000.

5150 Snead Drive
Fort Collins, Colorado 80525
Phone: 970-226-3104
Fax: 970-226-0186
www.fclwd.com

Fort Collins-Loveland Water District

Budget Line Item:	7155 – Software Maintenance
Annual Budget:	$60,000
Actual through 6/30/2022:	$26,840
Requested Amount:	$28,000

Fort Collins-Loveland Water District

To: Chris Pletcher, General Manager

From: Amanda Proctor, Finance Director

Date: 7/7/2022

Re: 2021 Financial Statement Audit

On June 14, 2022, BDO (the historic audit firm) notified me that due to staffing shortages, they were unable to perform and issue the District's audit by the 9/30 extended statutory deadline.

On June 14, 2022, I drafted a Request for Proposal (RFP) for the 2021 financial statement audit.

I sent out requests to the following CPA firms to see if they had the capabilities to issue by 9/30 and were interested in receiving the RFP:

Moss Adams*	Anderson and Whitney
Eide Bailly	Plante Moran
Baker Tilly*	MHP, LLP
Haynie and Company	McMahan and Associates
Rubin Brown*	Clifton Larson

Of the above list, three requested the RFP (denoted by a *).

Of the three, two firms sent me questions for clarification (Moss Adams and Baker Tilly).

One firm, Baker Tilly, submitted a proposal. Summarized details of the proposal:

- Baker Tilly US, LLP is a national firm with a proven track record of serving clients nationwide – and internationally. With clients located in essentially every part of the country, our locations across the United States enjoy a strong, positive reputation recognition among our peers and the public. As a member of Baker Tilly International, the world's 10th largest accountancy and business advisory network, we are able to extend our reach through trusted relationships with firms across the country and around the world.
- As municipal utility specialists and your Value Architects, our goal will be to support the District as you serve your business and residential customers. Dedicated to meeting the diverse needs of water, sewer, gas and electric utility service providers, and diverse local government organizations, Baker Tilly currently works with more than 1,300 utilities clients including wastewater, water and reclaimed water utilities, public power and investor-owned utilities, electric cooperatives, transit systems, renewable energy developers and joint action agencies.
- Baker Tilly are one of the few CPA firms with a state and local government group dedicated entirely to serving governmental clients. State and local government is a complex, unique environment shaped by fiscal, regulatory and operational considerations not found in other industries. Recognizing this complexity, and eager to serve as a true valued advisor to the public sector, Baker Tilly formalized its dedicated public sector specialization more than 50 years ago.
- To provide the District with the most responsive and collaborative service possible, we will serve you with municipal utility specialists from our Madison, WI and local Denver, CO offices. This arrangement provides

5150 Snead Drive
Fort Collins, Colorado 80525
Phone: 970-226-3104
Fax: 970-226-0186
www.fclwd.com

you a team with relevant industry knowledge, best practices they can share with you and practical solutions to issues that may arise. It has been very successful for many other clients and we will strive to make it successful for you.

- Estimated hours by position
  Please refer to table below for an estimated percentage of audit hours to be incurred by staff level. We estimate the audit services should require 110 total hours.

2022 (1) ESTIMATED PERCENTAGE OF HOURS BY STAFF LEVEL	
Staff level	**Number of hours**
Partner/director	16
Manager	29
Senior associate	33
Staff associate	32

(1) We believe the hours required to perform these services would be comparable for years 2023 and 2024.

- Our standard hourly rates are located below.

STANDARD HOURLY RATES	
Staff level	**Hourly rates**
Partner/director	$400
Manager	$250
Senior	$175
Staff	$135

Due to the "inflationary" economy, it can be difficult to estimate future fees. Generally, our fee increases are commensurate with the most single variable cost at CPA and consulting firm: compensation. Right now, considering the tight labor market, our fee increases have been approximately 15% on most of our engagements. We estimate these fee increases going forward will stabilize between 5-7% each year, assuming no change in scope, and anticipate future fee increases will be consistent with the increase in the Consumer Price Index.

- Delivering a professional fee estimate for the District
  We are excited about the opportunity to work with the District and have prepared the below fee estimate to meet the District's needs and objectives. Our fees allow for thorough and insightful advice from experienced professionals without unnecessary add-on or startup charges.

BREAKDOWN OF FEES FOR SERVICES BY YEAR			
Services	**2022 fees**	**2023 fees**	**2024 fees**
Financial audit services (1)	$24,945	$26,200	$27,500

(1) Includes the firm's standard technology fee of 5%

Fort Collins-Loveland Water District

Request: I am requesting that the Board motion to ratify Baker Tilly as the 2021 financial statement auditor in the amount of $24,945.

Budget Line Item:	8090 – Audit & Consulting Fees
Annual Budget:	$15,750
Actual through 6/30/2022:	$-0-
Requested Amount:	$24,945

Fort Collins-Loveland Water District

To: FCLWD Board

From: Sam Lowe, Civil Engineer 2

Date: 7/13/2022

Re: 24" Waterline Upsizing – 24" Valve Cost

Description of Issue:
FCLWD is working on increasing our water conveyance from the west side of Interstate 25 to the east side. In July of 2020 a 24" pipe was bored under the interstate adjacent to the Larimer County Ranch and Fairgrounds.

A development on the west side of the interstate along the future 24" waterline started construction earlier this year. Therefore, FCLWD entered into an upsizing agreement with the project owner in order to extend the 24" waterline.

During construction it was found that an additional 24" valve had to be purchased and installed in order to make the connection from the existing system to the 24" waterline.

Alternatives:
This is an additional valve and would not have been needed if the waterline was built at smaller 12" size. Therefore, the District will need to cover the cost of the additional valve.

Recommendation:
The Engineering Department would like to receive the Boards permission to pay for this additional valve.

Recommended Motion: "I move since the valve was necessary to the District for the connection of the new 24" line into the existing 24" line that the District pays the full amount of the valve's cost."

Budget Line Item:	8540 Operating Capital Replacement
Annual Budget:	$7,168,000
Actual through 7/11/2022:	$444,805.67
Requested Amount:	$32,152.01

5150 Snead Drive
Fort Collins, Colorado 80525
Phone: 970-226-3104
Fax: 970-226-0186
www.fclwd.com

Change Order Request - 026

Alcorn Construction, Inc.
12081 W Alameda Pkwy #510
Lakewood, CO 80228
Phone: 3039867900

Owner : Brands West Phase I LLC
1144 15th Street. Suite 375
Denver, CO 80202

Project: 21022- Brands West Building 1 & 2
5645 Kittv Hawk Dr.
Loveland, CO 80528

Item				Amount
Change Order Request: #026 - 24" Valve in Byrd Dr				
1	1	Utilities	LS	31,730.00
	Per direction from FCLWD - Replace existing 12" shut off valve in Byrd Dr water tap with (1) 24" shut-off valve.			
2	0	Insurance @ 1.33%	LS	422.01
			Total For Change Order	**32,152.01**

Alcorn Signoff:

Name: _____

Title: _____

Signed: _____

Date: _____

Owner Approval:
Brands West Phase I LLC

Name: _____

Title: _____

Signed: _____

Date: _____

CHANGE ORDER

NO. 23

P.O. Box 1439
Longmont, Colorado 80502

(303) 772-8121
Fax (303) 772-3640

ATTN: Sam Lowe
COMPANY:

DATE: 4/28/2022
JOB #: 7649
JOB NAME: Brands West
LOCATION: Loveland

Description of work:
While excavating for the water tie in on Kitty Hawk it was discovered that the existing valve was a 12" valve not a 24" valve.

ITEM #	DESCRIPTION	QUANTITY	UNIT	UNIT COST	ITEM COST
1	24" Valve & Box	1	EA	$ 31,730.00	$ 31,730.00
				TOTAL:	$ 31,730.00

The Contract Time will be extended by 0 days

Firm: Fort Collins-Loveland Water District
Signature:
Print Name: Chris Pletcher
Title: General Manager
Date: May 3, 2022

Contractor: E-Z Excavating, Inc.
Signature: Chris Smith
Print Name: Chris Smith
Title: PM
Date: 4/28/2022

E-Z Management Use Only:

	CO Added to CO Log
	B2W Estimate CO TROB Created
	Track Budget Updated
	Foundation Budget Updated
	Excel Billing Sheet Updated

Status: Owner CO / Approved / Pending / Rejected / Internal

FORT COLLINS -LOVELAND WATER DISTRICT

MEMORANDUM

TO: Chris Pletcher, General Manager

FROM: Amanda Proctor, Finance Director

DATE: July 5, 2022

RE: Water Tap Revenue for June 2022

DATE	LOT SIZE	COMPANY NAME	ADDRESS	RAW WATER	PIF
6/1/2022	<=3000	DREAM FINDERS HOMES LLC	1809 ZEPHYR RD	12,760.00	12,226.00
6/1/2022	<=3000	DREAM FINDERS HOMES LLC	1811 ZEPHYR RD	12,760.00	12,226.00
6/1/2022	<=3000	DREAM FINDERS HOMES LLC	1815 ZEPHYR RD	12,760.00	12,226.00
6/1/2022	<=3000	DREAM FINDERS HOMES LLC	1817 ZEPHYR RD	12,760.00	12,226.00
6/1/2022	<=3000	DREAM FINDERS HOMES LLC	1829 ZEPHYR RD	12,760.00	12,226.00
6/1/2022	<=3000	DREAM FINDERS HOMES LLC	1831 ZEPHYR RD	12,760.00	12,226.00
6/1/2022	<=3000	DREAM FINDERS HOMES LLC	1903 ZEPHYR RD	12,760.00	12,226.00
6/1/2022	<=3000	DREAM FINDERS HOMES LLC	1905 ZEPHYR RD	12,760.00	12,226.00
6/1/2022	<=3000	DREAM FINDERS HOMES LLC	1909 ZEPHYR RD	12,760.00	12,226.00
6/1/2022	<=3000	DREAM FINDERS HOMES LLC	1911 ZEPHYR RD	12,760.00	12,226.00
6/1/2022	<=3000	DREAM FINDERS HOMES LLC	1915 ZEPHYR RD	12,760.00	12,226.00
6/1/2022	<=3000	DREAM FINDERS HOMES LLC	1917 ZEPHYR RD	12,760.00	12,226.00
6/3/2022	7001-8000	TWIN PINES INVESTMENT GROUP	4021 KERN ST	35,200.00	12,226.00
6/6/2022	4001-5000	MELODY HOMES INC	1803 FLOATING LEAF DR	22,000.00	12,226.00
6/6/2022	5001-6000	MELODY HOMES INC	1809 KNOBBY PINE DR	27,280.00	12,226.00
6/6/2022	5001-6000	MELODY HOMES INC	1833 KNOBBY PINE DR	27,280.00	12,226.00
6/6/2022	1-1/2 Irrigation	RESERVE AT TIMBERLINE HOMEOWNE	TRACT T NORTHWEST OF ZEPHYR	264,440.00	61,130.00
6/9/2022	6001-7000	COUNTRY FARMS VILLAGE LLC	8493 ANNAPOLIS DR	31,680.00	12,226.00
6/9/2022	5001-6000	HARTFORD CONSTRUCTION LLC	5901 ISABELLA AVE	27,280.00	12,226.00
6/14/2022	8001-9000	COUNTRY FARMS VILLAGE LOTS LLC	8471 ANNAPOLIS DR	37,840.00	12,226.00
6/14/2022	7001-8000	RICHMOND AMERICAN HOMES OF COL	5565 SHADY OAKS DR	35,200.00	12,226.00
6/14/2022	6001-7000	HARTFORD CONSTRUCTION LLC	5200 RENDEZVOUS PKWY	31,680.00	12,226.00
6/14/2022	4001-5000	HARTFORD CONSTRUCTION LLC	5210 RENDEZVOUS PKWY	22,000.00	12,226.00
6/15/2022	3/4 COMM	FOSSIL CREEK CONCEPTS LLC	5236 STRAUSS CABIN RD	44,000.00	12,226.00
6/16/2022	7001-8000	RICHMOND AMERICAN HOMES OF COL	5607 SHADY OAKS DR	35,200.00	12,226.00
6/16/2022	1-1/2 MF 4DU	VERNAZZA TOWNHOMES LLC	6239 VERNAZZA WAY UNITS 1-4	56,320.00	15,649.20
6/20/2022	1-1/2 MF 5DU	HARTFORD CONSTRUCTION LLC	4880-4888 DENYS DR	70,400.00	19,561.50
6/20/2022	5001-6000	HARTFORD CONSTRUCTION LLC	5042 LEOPOLD LN	27,280.00	12,226.00
6/20/2022	4001-5000	GH COLORADO LLC	5002 RENDEZVOUS PKWY	22,000.00	12,226.00
6/20/2022	3001-4000	GH COLORADO LLC	5006 RENDEZVOUS PKWY	15,840.00	12,226.00
6/20/2022	3001-4000	GH COLORADO LLC	6133 ZEBULON PL	15,840.00	12,226.00
6/20/2022	3001-4000	GH COLORADO LLC	6137 ZEBULON PL	15,840.00	12,226.00
6/20/2022	3001-4000	GH COLORADO LLC	6141 ZEBULON PL	15,840.00	12,226.00
6/20/2022	3001-4000	GH COLORADO LLC	6145 ZEBULON PL	15,840.00	12,226.00
6/22/2022	5001-6000	DREAM FINDERS HOMES LLC	5933 CROAKING TOAD DR	27,280.00	12,226.00
6/22/2022	5001-6000	DREAM FINDERS HOMES LLC	1838 FOGGY BROOK DR	27,280.00	12,226.00
6/22/2022	<=3000	DREAM FINDERS HOMES LLC	6009 MORNING DEW DR	12,760.00	12,226.00
6/22/2022	<=3000	DREAM FINDERS HOMES LLC	6011 MORNING DEW DR	12,760.00	12,226.00
6/22/2022	<=3000	DREAM FINDERS HOMES LLC	1902 ROSEN DR	12,760.00	12,226.00
6/22/2022	<=3000	DREAM FINDERS HOMES LLC	1904 ROSEN DR	12,760.00	12,226.00
6/22/2022	<=3000	DREAM FINDERS HOMES LLC	1908 ROSEN DR	12,760.00	12,226.00
6/22/2022	<=3000	DREAM FINDERS HOMES LLC	1910 ROSEN DR	12,760.00	12,226.00
6/22/2022	<=3000	DREAM FINDERS HOMES LLC	1914 ROSEN DR	12,760.00	12,226.00
6/22/2022	<=3000	DREAM FINDERS HOMES LLC	1916 ROSEN DR	12,760.00	12,226.00
6/23/2022	7001-8000	MELODY HOMES INC	4986 ABIGAR ST	35,200.00	12,226.00
6/23/2022	6001-7000	MELODY HOMES INC	4992 ABIGAR ST	31,680.00	12,226.00
6/23/2022	7001-8000	MELODY HOMES INC	4998 ABIGAR ST	35,200.00	12,226.00
6/23/2022	8001-9000	MELODY HOMES INC	5001 ABIGAR ST	37,840.00	12,226.00
6/23/2022	6001-7000	MELODY HOMES INC	5004 ABIGAR ST	31,680.00	12,226.00
6/23/2022	8001-9000	MELODY HOMES INC	5007 ABIGAR ST	37,840.00	12,226.00
6/23/2022	6001-7000	MELODY HOMES INC	5010 ABIGAR ST	31,680.00	12,226.00
6/23/2022	9001-10000	MELODY HOMES INC	5013 ABIGAR ST	41,800.00	12,226.00
6/23/2022	8001-9000	MELODY HOMES INC	4988 ALUR ST	37,840.00	12,226.00
6/23/2022	6001-7000	MELODY HOMES INC	6027 HOLSTEIN DR	31,680.00	12,226.00

6/28/2022	5001-6000	HARTFORD CONSTRUCTION LLC	5050 LEOPOLD LN	27,280.00	12,226.00
6/29/2022	4001-5000	DREAM FINDERS HOMES LLC	1802 DANCING CATTAIL DR	22,000.00	12,226.00
6/29/2022	3001-4000	DREAM FINDERS HOMES LLC	5902 FLYING MALLARD DR	22,000.00	12,226.00
6/29/2022	3001-4000	DREAM FINDERS HOMES LLC	6057 FLYING MALLARD DR	22,000.00	12,226.00
6/29/2022	3001-4000	DREAM FINDERS HOMES LLC	5908 FLYING MALLARD DR	15,840.00	12,226.00
6/29/2022	3001-4000	DREAM FINDERS HOMES LLC	6014 FLYING MALLARD DR	15,840.00	12,226.00
6/29/2022	3001-4000	DREAM FINDERS HOMES LLC	6026 FLYING MALLARD DR	15,840.00	12,226.00
6/29/2022	3001-4000	DREAM FINDERS HOMES LLC	6032 FLYING MALLARD DR	15,840.00	12,226.00
6/29/2022	3001-4000	DREAM FINDERS HOMES LLC	6038 FLYING MALLARD DR	15,840.00	12,226.00
6/29/2022	3001-4000	DREAM FINDERS HOMES LLC	6045 FLYING MALLARD DR	15,840.00	12,226.00
6/29/2022	3001-4000	DREAM FINDERS HOMES LLC	6051 FLYING MALLARD DR	15,840.00	12,226.00
6/29/2022	3001-4000	DREAM FINDERS HOMES LLC	1803 ZEPHYR RD	15,840.00	12,226.00
6/29/2022	<=3000	DREAM FINDERS HOMES LLC	6003 MORNING DEW DR	12,760.00	12,226.00
6/29/2022	<=3000	DREAM FINDERS HOMES LLC	6005 MORNING DEW DR	12,760.00	12,226.00
6/29/2022	<=3000	DREAM FINDERS HOMES LLC	1805 ZEPHYR RD	12,760.00	12,226.00
6/29/2022	6001-7000	COUNTRY FARMS VILLAGE LOTS LLC	8451 ANNAPOLIS DR	31,680.00	12,226.00
				$1,848,440.00	$915,482.70
		Total Water Taps Sold For June 2022 =	70		
		3/4" Taps Sold =	67		
		1" Taps Sold =	0		
		1.5" Taps Sold =	3		
		2" Taps Sold =	0		
		3" Taps Sold =	0		
		4" Taps Sold =	0		
		City Taps =	0		
		Provided by Builder/Developer =	0		
		Bought from FCLWD =	70		
		Total Water Taps Sold For June 2021 =	53		
Taps sold for the year 2021 = 555					
Taps sold for the year 2020 = 317					
Taps sold for the year 2019 = 257					

White Paper

Long-term Participation in NISP by the Fort Collins Loveland Water District –Draft for Board Review

July 19, 2022

"Plans are worthless, but planning is everything." ~President Dwight Eisenhower

Overview

The Fort Collins-Loveland Water District (FCLWD) Board of Directors may need to make a decision on its long-term participation in the Northern Integrated Supply Project (NISP) during the next year. At some point, FCLWD must commit to pay its pro-rata portion of the future construction costs of the project.

To help make an informed decision, FCLWD staff and consultants evaluated FCLWD's existing supplies and developed a new projection of build out demand. This evaluation provides sufficient technical information and analysis to allow the FCLWD District Manager to make a recommendation to the Board of Directors on the long-term strategic decision whether or not to continue, reduce or expand participation in NISP at a future decision point.

Background on NISP

FCLWD is a participant in NISP and is expected to hold a permitted yield of 3,400 acre-feet upon project completion, assuming project yield meets design expectations. This project's purpose is to provide additional municipal water supplies for an ever-increasing population in Northern Colorado. Secondarily, NISP will provide additional resilience to existing water supplies, including C-BT, that face a potential future of diminishing yields and increasing variability. This is especially important to providers like FCLWD, whose raw water portfolio is disproportionately dependent (approximately 90%) on C-BT.

The NISP project has persevered through many years of permitting as part of the Environmental Impact Statement (EIS) process that is triggered by the National Environmental Policy Act (NEPA). Northern Water (Northern) has led this effort and been successful in advancing this project through the permitting process and bringing NISP to the verge of securing final approval. This multistep process includes numerous state and national regulatory reviews. For projects that 'pass' this process, final permitting approval culminates with a Record of Decision (ROD) by the Army Corps of Engineers. The ROD is anticipated to be approved in 2022, marking the end of the most significant permitting obligation that NISP faces.

Similar to Windy Gap's Chimney Hollow Reservoir, the most recent large raw water storage project, Northern expects litigation to be filed soon after the ROD is issued. It is expected that any litigation will delay the start of construction activities, however Northern's legal counsel is optimistic that the project will successfully defend against this litigation.

Northern's latest estimates identify a delivery date for the Glade Reservoir portion of NISP in the year 2029. This is dependent on numerous variables including: timely and favorable permitting approval; litigation resolution in favor of the project; acceptable construction costs; successful funding strategies; and the administration of a four-year construction schedule for the initial components of the project. After this delivery date, the reservoir will be empty, and ready to fill subject to the availability of river conditions that allow this relatively junior water right to be called into priority.

Once constructed, the reservoir could take years to fill. Filling the reservoir will be limited to years of plentiful precipitation that drives Poudre River flows. Poudre River rights used for filling Glade reservoir are relatively junior in priority and may only offer the ability to divert and fill the reservoir in half the years. Furthermore, fill rates will be limited for wetting the dam, in a paced and safe manner as recommended by the design engineers.

Currently, FCLWD is the sixth largest participant in the 15-member project and owns 8.5% of the project. Notably, Windsor and FCLWD combined make up the largest ownership (16.8%) of the project. The four-member entity known as 'the Groupe' is comprised of FCLWD, Windsor, Severance, and Eaton and owns 10,000 (25%) of the project.

Allotment discussions occurring with the NISP participants are focused on developing an ownership structure that provides participant stability and structure, while allowing future ownership changes prior to the start of construction activities. This process will provide entities the opportunity to 'buy' and 'sell' their participation shares to increase or decrease their participation in the construction and O&M activities of the enterprise.

Risks to the project have been methodically addressed and reduced by Northern Water over the past two decades. There are now fewer risks to the NISP project than at any point in the past. NISP is a very large and very complex project, and still faces risks that Northern Water continues to address. The largest risks include:

1. Permitting including Record of Decision and community 1041 permitting challenges for matters of state interest including water pipelines and reservoirs.
2. The effectiveness of the project is dependent in part on successful partnering with two ditch companies.
3. Reductions to the exchange effectiveness based on these ditch companies' cooperation would have a direct impact on yields of the NISP project shares.

4. Cost increases that impact the viability of the project, or individual provider's ability to afford its share.

Project Cost of NISP

A 2020 cost estimate provided by Northern Water estimates the cost of NISP is $1.6 billion for 40,000 acre-feet. This (approximate) cost of $40,000 per acre-foot of stored water compares favorably to other sources of Poudre River and CBT water, which can be approaching $90,000 per acre-foot of stored, secure, reliable water under the control of municipal providers.

However, it is known that costs will be higher than this, probably by a significant amount. Northern Water has not yet shared the most recent cost estimates as they continue to refine design elements and cost estimates as part of their Project Management of this project. Updated costs are expected to be provided from Northern in the summer months of 2022. FCLWD's share would be a prorated amount, based on the current percent ownership.

Other costs that will play a role in the final costs of treating and delivering NISP will include the escalating construction costs; escalating finance costs; cost of a regional treatment plant and storage and distribution of treated water; final commitments of project participants; and ongoing O&M costs.

Build-out demand

At the end of 2021, FCLWD had approximately 19,252 taps and served approximately 56,000 residents in an urbanized area of approximately 36,700 acres. The water demand for these taps was 10,821 acre-feet in 2021. Since 2013, the historic growth rate for FCLWD's treated water has averaged 3.8% per year.

In order to calculate an estimated build-out demand for FCLWD, a two-part analysis was completed. First, the FCLWD Engineering Department used GIS to accurately estimate current and future build-out for the district service area boundary. The methodology includes:

1. Current district taps are plotted in relationship Larimer County parcels.
2. Zoning data for City of Fort Collins, Town of Timnath, City of Loveland, Town of Windsor and Larimer County is joined to parcels.
3. Parcels with undevelopable (No current tap) and those with re-developable criteria are identified (Existing tap and lot size).

From the GIS analysis, parcels are evaluated with their assigned zoning classes. Zoning classes were reviewed for their maximum density potential based on each municipals zoning codes. Density dwelling units (DU's) were sampled from recent developments to calibrate DU factors for each zone. For future development, zoning classes of "AG" and "Other" represent classes that will likely undergo re-zoning. Therefore, a re-development DU factor was applied to these classes. There is inherent uncertainty in future zoning, as re-zoning class assignment is not fixed in nature.

Additionally, maximum densities are not always implemented in development projects. Therefore, an averaging of current development densities was used to calibrate future growth areas while incorporating the various maximum densities of each municipal entity.

From the procedures described, future growth in tap sales can be estimated with reasonable confidence and updated as needed. Table 1 summarizes the results of the two (Undeveloped and Re-developed) development scenarios. Both acres and parcel counts are summarized by each jurisdictions corresponding zoning classes.

FCLWD (Future Build-out)							
Zoning Classes (Condensed)		Classification (Sub-Classification)				Total (Undeveloped & Re-Developable)	
FCLWD Zoning Classes	Zone ID	Undeveloped (Parcel Count)	Undeveloped (Acres)	Re-developed (Parcel Count)	Re-developed (Acres)	Parcel Count (Total)	Total (Acres)
Residential Low Density	1	467	405	71	459	538	864
Residential High Density	2	1,219	1,106	24	229	1,243	1,336
Multi-Family	3	89	66	1	8	90	75
Commercial	4	251	837	17	236	268	1,073
Industrial	5	290	772	26	428	316	1,200
Ag	6	164	1,524	169	2,531	333	4,056
Other (Primarly LC Airport)	100	23	672	12	368	35	1,040
Total		2,503	5,382	320	4,259	2,823	9,644

Table 1. Potential future tap count for Undeveloped and Redeveloped Acreage

Total area from Table 1 is summarized in Table 2 for the entire district service area. Table 2 provides the overall expected build-out growth potential for the district.

Development Scenario	Area (Acres)	Future (Tap Count)
Undeveloped	5,382	24,285
Undeveloped and redeveloped	9,644	40,454

Table 2. Potential total future tap count for Undeveloped and Redeveloped Acreage

The future tap count and growth rate may vary and be affected by economic and policy influences that cannot be considered. FCLWD currently has 19,252 taps, so the build-out number of taps could vary between 43,567 (24,285+19,282) and 59,736 (40,454+19,282) taps.

For long-term planning purposes, the FCLWD Engineering Department believes the max build-out estimate of tap count is approximately 32,000 taps. The build-out total tap count is approximately 51,282 taps (19,282+32,000). Using this assumption for the build-out number of taps, FCLWD is approximately 38% built out.

The long-term projection of tap count will be refined as more development occurs. As taps are sold, the model can be updated to reflect build-out projections. As, Larimer County undergoes

re-zoning and municipalities continue to annex, parcel zoning will be updated with current designations. Municipal max zoning densities and current densities can be reviewed and incorporated as well. FCLWD tap sales will also be incorporated into the model to reflect current developments.

Colorado State University recently completed a preliminary version of a tool and report to determine future water use from land use entitled "*A System and Process for Assessing Water Use of Land Use Decisions"* for the FCLWD service area. FCLWD Engineering Department staff are participating in this study and provided tap and usage data. When the tool and study are complete, it may be incorporated into the process to regularly update the long-term build-out projection.

The second part of the analysis to determine build-out demand was to assign a demand value to each of the projected 32,000 future taps. The FCLWD Engineering Department determined current water usage per tap and estimated an average annual tap growth rate of 2.25%. Through 2042, a 1% per year reduction in demand due to conservation measures was assumed which results in a build-out demand of 28,845 acre-ft with conservation, or 34,551 acre-ft without. Figures 3 and 4 below illustrate this demand both with and without the 1% conservation rate.

Water Supply

a. Average and dry-year supply without NISP
b. Current FCLWD participation in NISP is at 3,400 acre-feet.
c. Average and dry-year supply with NISP

FCLWD has a robust water supply consisting of a blend of C–BT units, changed Poudre River and Transmountain ditch rights, and raw water storage. These water supplies meet FCLWD's current demand even during periods of severe drought. The single use or C-BT based supplies consist of C-BT units, North Poudre shares, and the long-term trade for C-BT from the yield of FCLWD's ownership in the Divide Reservoir and Canal Company.

Table 2 below summarizes FCLWD's average water supply and dry-year water supply. While the C-BT quota can vary, a "dry year" quota for C-BT is considered 50%. The 2019 Drought and Supply Plan identified the C-BT quota as the variable with the single greatest impact to FCLWD's water supply.

	Average Yield (af)	Dry-Year Yield (af)
Single Use (C-BT Based)	15,318	10,867
Native and Transmountain	953	870
Carryover	2,616	2,616
Storage	1,314	1,314
Total	**20,201**	**15,667**

Table 2: FCLWD Average and Dry-Year Yields

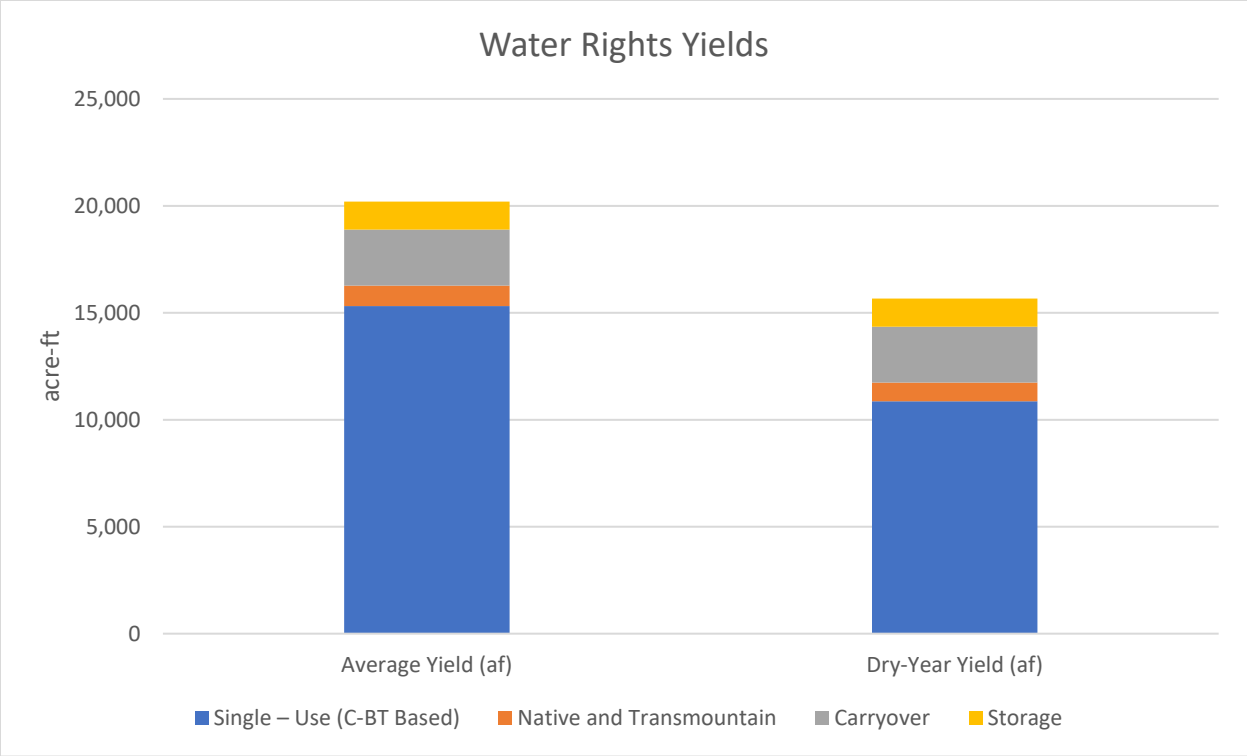

Figure 1: FCLWD Water Right Yields

Currently, FCLWD participation in NISP is for 3,400 acre-feet. The yield from NISP is considered a firm yield which means that FCLWD can expect to receive 3,400 acre-feet in average and dry years after the project is complete. NISP participation at this level would significantly increase FCLWD's water supplies by approximately 17%. Table 3 and Figure 2 below reflect updated Average and Dry-Year Yields.

	Average Yield (af)	Dry-Year Yield (af)
Single – Use (C-BT Based)	15,318	10867
NISP	3,400	3,400
Native and Transmountain	953	870
Carryover	2,616	2,616
Storage	1,314	1,314
Total	**23,601**	**19,067**

Table 3: FCLWD Yields with NISP

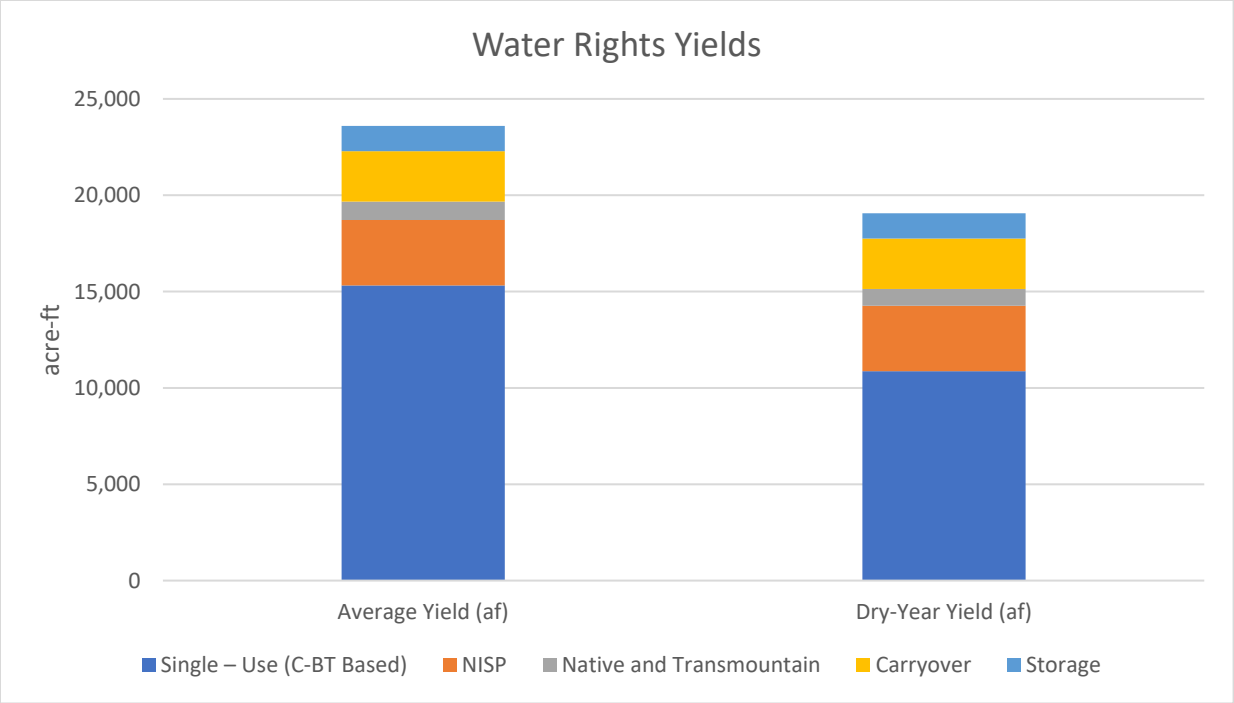

Figure 2: FCLWD Yields with NISP

Analysis

"There are three kinds of lies: lies, damned lies, and statistics." - Mark Twain

As FCLWD's demand continues to grow, however, FCLWD will need to acquire additional water rights either in the form of NISP participation, acquisition of additional C-BT units, acquisition of additional ditch rights, or other non-traditional water sources. The first step in comparing the long-term build-out demand with available supplies was to utilize a 20-year time horizon and compare the demand and supply Projections.

To be consistent with the 2019 Drought and Supply Plan and to follow best practices, this analysis includes the water supply needed to meet all of its obligations, which Water Resources staff defines as 'Planning Demand.' FCLWD's Planning Demand includes the demand at the customer taps, treated water distribution loss, the amount of C-BT required to be put aside each year to fill carryover capacity, replacement of return flows and the water required to refill storage.

The figures below illustrate FCLWD's estimated raw water demand growth vs current water supplies (Figure 3) and current water supplies plus estimated NISP availability (Figure 4). The blue demand line is the linear statistical trendline based on FCLWD's last 9 years of demand growth of 3.8%. The grey and yellow lines are the projections of calculated demand provided by FCLWD Engineering; the yellow line includes an annual 1% reduction in demand due to conservation measures for the next 20 years.

FCLWD's water supply shown in the orange line is to the annual average yield of current supplies and is meant to show the impact without additional acquisitions. In reality, the yield from each water right in the portfolio varies slightly each year. The red dots represent FCLWD's water supply with a 50% C-BT quota. These are shown as single year events and are meant to reflect FCLWD's vulnerability to a 50% quota once estimated demand approaches this number.

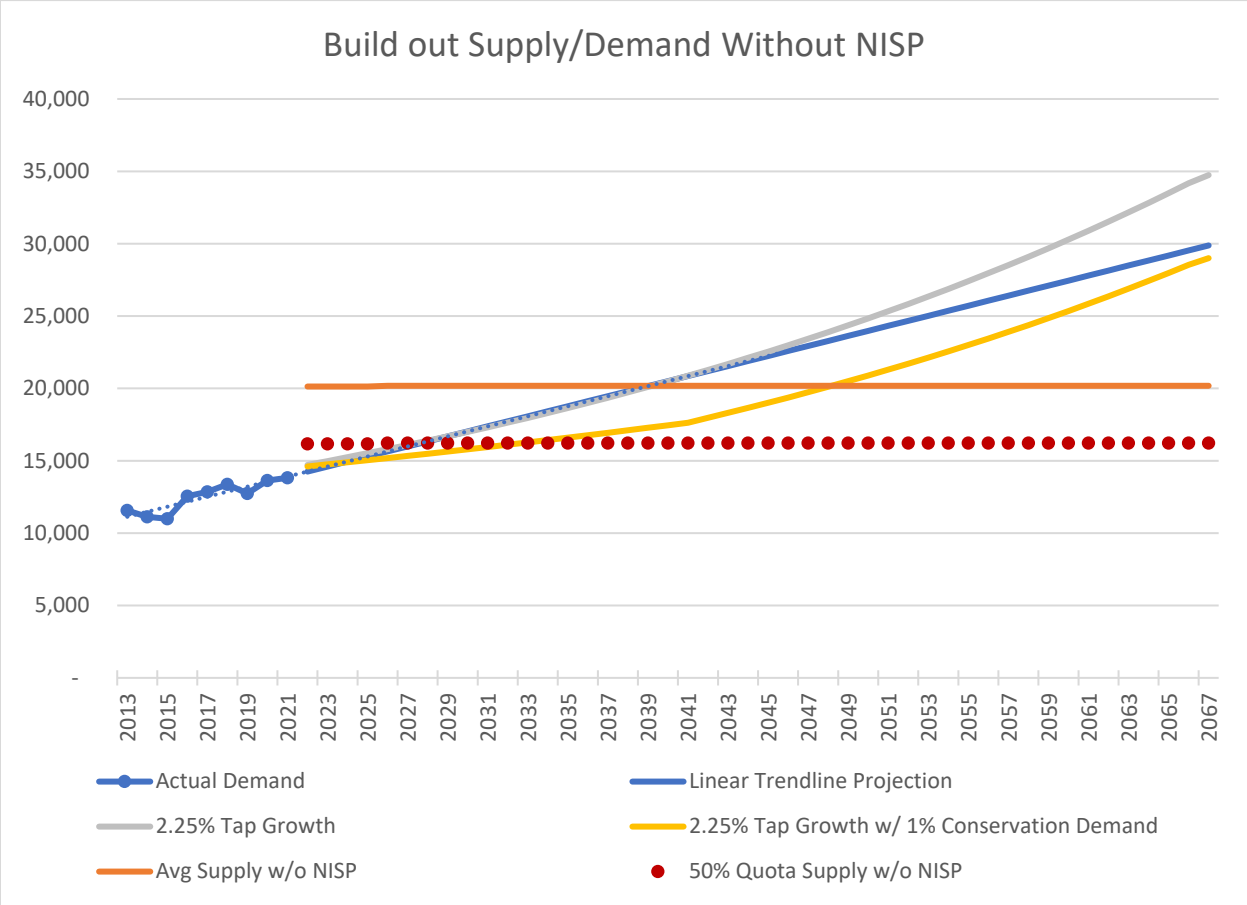

Figure 3: Build-Out Year Demand Projections with Current Water Supplies

Figure 3 shows that FCLWD could be at risk in a dry year with a 50% quota within 6-8 years with its current water supplies. To mitigate this risk, FCLWD could make additional acquisitions over the short-term of traditional supplies like C-BT, North Poudre or native water rights to keep up with the growth in demand from tap sales. The Drought Plan which will also be updated in 2022 goes into more detail into 50% quota scenarios and will not be discussed further in this paper.

As mentioned previously, the Glade Reservoir portion of NISP is scheduled to be completed in 2029. Approximately one half of the yield of the NISP Project is associated with Grey Mountain water right which will be diverted into Glade Reservoir. The analysis assumes that Glade Reservoir will fill in increments of 20% per year for five years between 2031 and 2035. Figure 4

shows a corresponding increase in supply of 340 acre-feet per year during this same period (1,700 * 20%).

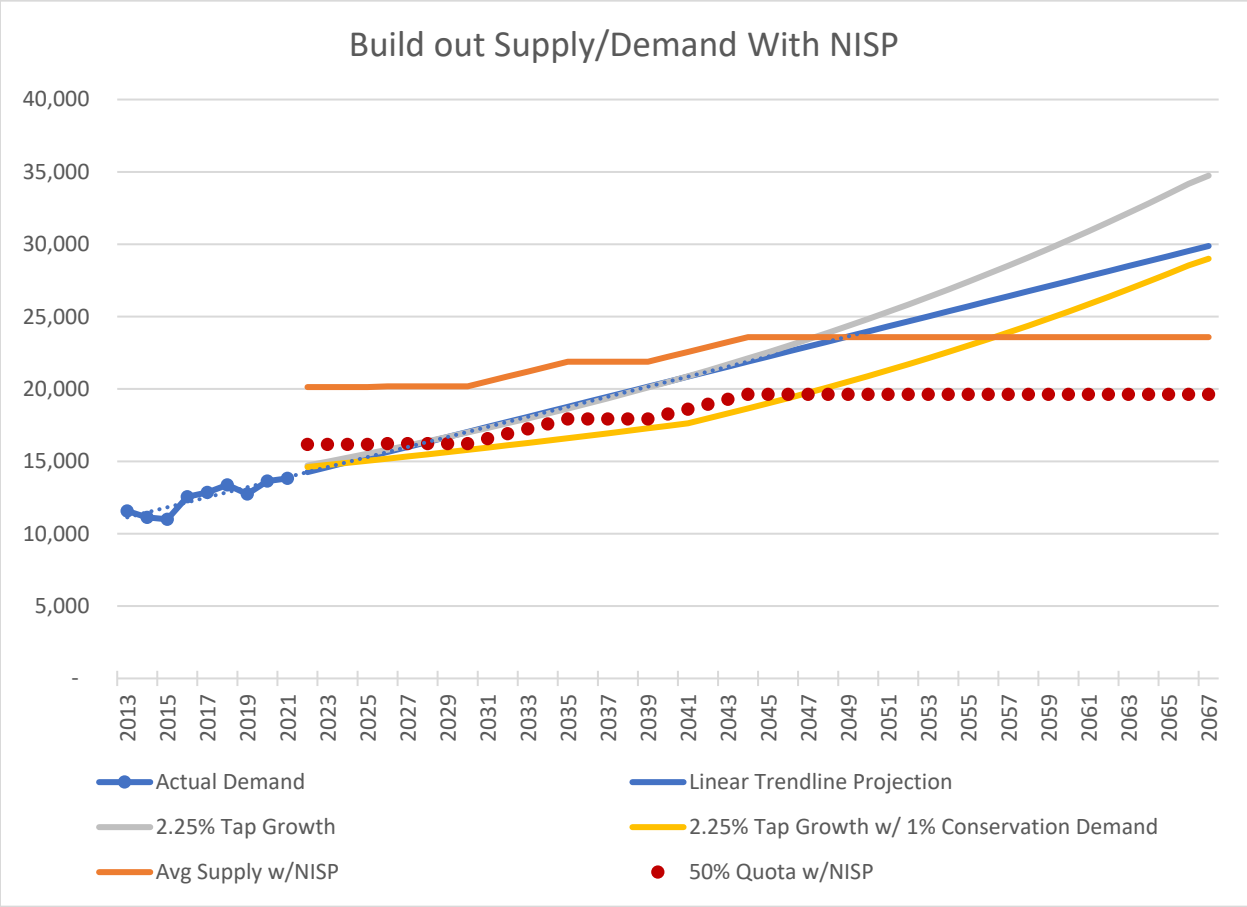

Figure 4: Build-Out Demand Projections with NISP

The addition of 1,700 acre-feet to FCLWD's supplies creates a significant buffer during average years for the next 20 years. However, during extreme dry-year conditions with a 50% quota, FCLWD's supplies could still be vulnerable depending on the increase in demand over time. If the increase in demand continues in the trajectory of the blue line as the last 9 years, then only one-half or 1,700 acre-feet of the NISP yield is not sufficient.

If the rate of growth follows the 1% annual conservation trajectory as shown in the yellow line, then the 1,700 acre-feet of yield from NISP provides a buffer in extreme 50% quota years. FCLWD staff would need to monitor and update the demand trajectory each year as well as follow the progress on Glade Reservoir construction.

The completion of only Glade Reservoir as the first part of the NISP Project can create water delivery issues for FCLWD if the Regional WTP and associated infrastructure is not also completed. The Regional WTP becomes important within 10 years to deliver and treat the NISP

yield. Until the Regional WTP is completed, FCLWD will need to rely on an exchange of its yield from Glade Reservoir to the Munroe Canal to divert this supply at the Pleasant Valley Pipeline (PVP) for delivery to the Soldier Canyon Treatment Plant. There are also legal questions whether the Grey Mountain Reservoir water right can be exchanged to the Munroe Canal.

The next timestep to consider this the length of time to reach build out with the addition of 32,000 taps. Figure 4 shows the continued growth until build out using the same trajectories of the blue line historic growth and the yellow line conservation growth rate.

The exact date when Northern will have operating agreements with the two ditch companies and the Galeton Reservoir portion of the project will be built are unknown. For the purposes of this analysis, the assumption is that Galeton Reservoir will be complete in 2039 and it will take five years until it is filled and begins to provide yield to FCLWD.

Sequencing

There are several key milestones in the development of NISP that FCLWD staff must monitor in the coming years. Significant changes in the timing of these components of NISP could lead FCLWD to reassess NISP and attempt to locate other water supplies that can be brought on-line sooner within the next 6 to 8 years. The key milestones include:

1. Issuance of the ROD in 2022.
2. Construction of Glade Reservoir by 2029.
3. Construction of the Regional WTP by 2031 to ensure the full yield from Glade Reservoir can be delivered into the FCLWD service area.
4. Obtaining operating agreements with the ditch companies by 2031.
5. Construction of Galeton Reservoir by 2039.

Current Conditions

The purpose of this white paper is to make a sound long-term decision on NISP participation. The indirect benefit of this effort is to recognize the fact that "*plans are useless, but planning is everything."* As of July 1, 2022, FCLWD's demand is up 23.4% from the same time in 2021. Monitoring actual current usage trends by FCLWD staff and then updating planning assumptions and projections will be imperative to consistently ensure that FCLWD has sufficient water supplies to meet its future demand in both average and dry years.

Summary

- Presently, FCLWD has a planning demand of 13,820 acre-feet and an average year supply of 20,201 acre-feet.
- FCLWD's water demand has growth annually at an average rate of 3.8% for the last nine years.
- At historic growth rates, FCLWD could be vulnerable having insufficient water supplies in a year with a 50% C-BT quota in the next 6-8 years.

- FCLWD is currently selling taps and its demand is growing faster than it is acquiring new water supplies.
- FCLWD is projected to add approximately 32,000 additional taps with a build-out planning demand of 28,845 acre-feet.
- NISP participation at 3,400 acre-feet is an important part of FCLWD's build-out water supply and would increase its water supply by 17%.
- The timing of completion of the main components of NISP such as Glade Reservoir, the Regional WTP, and Galeton Reservoir present a risk to FCLWD if significant progress on the development of the project is not made in the next 6 to 8 years.
- The undefined long-term cost of NISP also provides a risk to FCLWD.

Recommendation

The District Manager, staff, and outside consultant recommend that FCLWD continue and possibly expand participation in NISP as a water supply to meet a portion of its build-out demand over the next 5 to 45 years. FCLWD should closely monitor the status of permitting process for NISP and the estimated construction costs.

Fort Collins-Loveland Water District

5150 Snead Drive
Fort Collins, Colorado 80525

July 19, 2022

Carl Brouwer, PE
Project Management Department Manager
Northern Water
220 Water Ave
Berthoud, CO 80513

RE: NISP Letter of Intent

Dear Carl:

Fort Collins Loveland Water District understands the NISP Enterprise is seeking a Water Infrastructure Finance and Innovation Act ("WIFIA") loan as part of its NISP pooled financing program, a program in which Fort Collins Loveland Water District, at its discretion, will have the option to participate. Regardless of the Boards final decision whether to join the pooled financing program, the Board supports the NISP Enterprise submitting a loan application to WIFIA for partial financing of NISP construction. We remain committed to funding the development of NISP as evidenced by our continued financial support, up to and including the 18th annual NISP interim funding agreement, and also fully intend, based on the information available to it as of the date of this letter, to contribute our proportional share to finance or fund the construction and operation of NISP.

Upon the reaching of certain NISP development milestones and agreement among the participating entities on satisfactory terms of an Allotment Contract, Fort Collins Loveland Water District intends to enter into an Allotment Contract with the NISP Enterprise. Among other things, the Allotment Contract will provide the framework by which NISP construction will be financed. Fort Collins Loveland Water District intends to pledge a portion or all of its [water activity enterprise] revenues to meet its Allotment Contract financial obligations. All financial obligations under the Allotment Contract will be treated as operating expenses of the Fort Collins Loveland Water District. This includes any payments to cover financing costs the NISP Enterprise incurs on Fort Collins Loveland Water District behalf if, and to the extent, Fort Collins Loveland Water District joins the NISP pooled financing program.

Fort Collins Loveland Water District understands the Allotment Contracts will contain the following two provisions: (1) take-or-pay provisions, such that any obligations related to the pooled financing costs for Participants that join the NISP pooled financing program are paid irrespective of project performance including deliveries of water; and (2) "step- up" provisions where if a participant defaults in the payment of its obligations, the remaining participants will be required to accept a pro-rata share of and pay a pro-rata share for, and then will be entitled to proportionate benefits of, the defaulting participant's obligations.

5150 Snead Drive
Fort Collins, Colorado 80525
Phone: 970-226-3104
Fax: 970-226-0186
www.fclwd.com

Fort Collins-Loveland Water District

Fort Collins Loveland Water District is authorized to enter into such an Allotment Contract with the above terms by C.R.S. §§ 31-35-402(1)(h), 32-1-1101(1)(d), and 37-45.1-101, *et. seq.*

Additional actions and approvals are required for Fort Collins Loveland Water District to enter into an Allotment Contract and those additional actions and approvals are not guaranteed. Further, this letter does not commit Fort Collins Loveland Water District to joining the NISP pooled financing program. This letter is solely intended to reserve the NISP Pooled financing option for Fort Collins Loveland Water District, and specifically, to allow WIFIA to accept a NISP loan application from the NISP Enterprise. This letter does not confer benefits on any third parties, including, but not limited to, the other entities participating in the NISP Project

Sincerely,

Jim Borland

Board Chairman

Fort Collins Loveland Water District

5150 Snead Drive
Fort Collins, Colorado 80525
Phone: 970-226-3104
Fax: 970-226-0186
www.fclwd.com

WATER LEASE AGREEMENT

THIS WATER LEASE AGREEMENT (this "Agreement") entered into this ___ day of _____, 2022 (the "Effective Date"), is made by and between Fort Collins-Loveland Water District ("FCLWD"), and Morning Fresh Dairy, a Colorado corporation ("Lessee"). Fort Collins-Loveland Water District and Lessee are sometimes referred to herein as the "Parties" collectively, and "Party" individually.

RECITALS

WHEREAS, FCLWD owns approximately 1,199 North Poudre Irrigation Company shares ("NPIC Shares").

WHEREAS, FCLWD customarily leases the native water associated with its NPIC Shares for agricultural purposes ("NPIC Lease Ag Water"); and

WHEREAS, Lessee owns and operates a farm located in Sections NW 1/4 Sec 36 T8N R70W, NW 1/4 Sec 25 T8N R70W, NW 1/4 Sec 23 T8N R70W, of the 6th P.M., on which Lessee irrigates approximately 500 acres ("Property"); and

WHEREAS, Lessee desires to lease 500 acre-feet of the NPIC Lease Ag Water for the period beginning on or after April 1, 2023 and ending no later October 31, 2023, and similarly desires to lease the same amount of NPIC Lease Ag Water for the same April 1st to October 31st periods during 2024, 2025, and 2026 (all four periods collectively shall be referred to hereafter as the "Term") in accordance with the terms of this Agreement; and

NOW, THEREFORE, for good and valuable consideration, the sufficiency of which is hereby acknowledged, the parties hereby agree as follows:

AGREEMENT

1. **Water Lease**.

1.1. *Lease*. FCLWD will lease to Lessee a total of 500 acre-feet of NPIC Lease Ag Water each period which is to be used by Lessee for agricultural purposes on the Property during the Term. Lessee shall pay a per acre-foot lease rate for the total amount of 500 acre-feet per period calculated by the annual North Poudre assessments for the given year divided by the annual allocation for the NPIC Shares. For example, the 2022 assessments were $180 per share with an allocation of 3.75 acre-feet per share set by the North Poudre Irrigation Company's Board of Directors. Accordingly, the 2022 lease rate is $180/3.75 or $48 per acre-foot. In 2022, 500 acre-feet of NPIC Lease Ag Water at that rate costs $24,000.00

1.2. *Payment*. FCLWD will invoice Lessee based on the formula in Section 1.1 within seven (7) working days after the North Poudre allocation is established. Lessee will pay

FCLWD for the full 500 acre-feet of NPIC Lease Ag Water within two (2) weeks from the receiving the invoice.

1.3. *Transfer of NPIC Lease Ag Water.* After FCLWD receives payment from Lessee, FCLWD will transfer 500 acre-feet of NPIC Lease Ag Water into Lessee's account at the North Poudre Irrigation Company.

2. **Water Deliveries.** Lessee shall coordinate all deliveries of the NPIC Lease Ag Water with the North Poudre Irrigation Company after it has been transferred into Lessee's account. FCLWD is not liable for any actual or calculated delivery losses, nor is it liable for any non-delivery of the NPIC Lease Ag Water subject of this Agreement.

3. **Representations and Warranties.** FCLWD makes no representations or warranties as to the suitability of the NPIC Lease Ag Water for Lessee's intended uses, including but not limited to the legal ability to utilize such water and/or water quality suitable for Lessee's intended uses.

4. **Term.** The initial term of this Agreement shall be from the Effective Date until 11:59 P.M., MST on October 31, 2024. The Agreement may be extended for a subsequent two-year term, until 11:59 P.M., MST on October 31, 2026, upon such additional or modified terms as may be approved by FCLWD in its discretion.

5. **Notices and Payments.** All notices, payments, and other communications under this agreement shall be in writing except as otherwise provided for in this Agreement. All such notices and communications and all payments shall be deemed to have been duly given on the date of service, if delivered and served personally, or served via facsimile (with respect to notices and communications only) on the person to whom notice is given; on the next business day after deposit for overnight delivery by a courier service such as Federal Express; or on the third day after mailing, if mailed to the Party to whom payment and notice is to be given by the first class mail, postage prepaid, and properly addressed as follows:

If to Fort Collins-Loveland Water District:

Fort Collins-Loveland Water District
Chris Pletcher, General Manager (cpletcher@fclwd.com)
5150 Snead Drive
Fort Collins, CO 80525
970-226-3104

If to Lessee:

Morning Fresh dairy
Rob Graves (Rob@morningfreshdairy.com)
5821 W County Road 54E
Bellvue, CO 80512
970-482-5789

Notices sent by email shall not constitute Notice under this Agreement.

6. **Assignment**. This Agreement, or any part thereof, may not be assigned by one party unless it has obtained the written consent of the other party. FCLWD and Lessee recognize that the rights, obligations and performance under this Agreement are unique and specific to the parties. This Agreement is binding upon the successors of FCLWD, and upon the legal representatives, successors, heirs and assignees of Lessee.

7. **Waiver**. No waiver by either Lessee or FCLWD of any one or more defaults by the other in the performance of any provisions of this Agreement shall operate or be construed as a waiver of any future default or defaults, whether of a like or different character.

8. **Integration**. This instrument embodies the whole agreement of the Parties with respect to the subject matter contained herein. This Agreement shall supersede all previous communications, representations, or agreements, whether verbal or written, between the Parties hereto. There shall be no modification of this Agreement or waiver of any of its provisions except upon mutual agreement of the Parties expressed in writing, executed with the same formalities as this instrument.

9. **Default; Remedies.** A default shall be deemed to have occurred if a Party breaches its obligations hereunder and fails to cure such breach within ten (10) days of notice from the non-breaching Party specifying the breach. Waiver or failure to give notice of a particular default or defaults shall not be construed as condoning or acquiescing to any continuing or subsequent default. In addition to other legal remedies available to it, including specific performances and damages, the non-breaching party shall also have the right to cancel this Agreement for noncompliance with any provision hereunder by giving written notice of cancellation; provided that such Party has previously given the other party written notice of cancellation; provided that such party has previously given the other party written notice of such noncompliance and the other party has not cured such noncompliance. In the event FCLWD is the breaching Party and Lessee cancels the agreement, Lessee shall be entitled to recover from FCLWD any monies paid by Lessee to FCLWD under this agreement for NPIC Lease Ag Water not delivered to Lessee.

10. **Force Majeure.** Each Party is excused from performing under this Agreement to the extent it is rendered unable to perform during any period of time during which a force majeure situation occurs. The term "force majeure" means acts not within the reasonable control of the non-performing Party and includes acts of God; strikes; lockouts or epidemics; landslides; lightning; tornados; earthquakes; fires; storms; hurricane warnings and hurricanes; explosions; the necessity for making unscheduled repairs or alterations to machinery, lines of pipe, or plants; freezing of wells, plants, facilities or lines of pipe; partial or entire failure of wells; inability of any Party to obtain necessary materials, supplies, or permits due to existing, or future rules, regulations, orders, laws or proclamations of any governmental authorities, including both civil and military; and any failure by third-party transporters. Neither Party hereto shall be liable for any failure of performance due to causes beyond its reasonable control and the occurrence of which it could not have been prevented by the exercise of due diligence.

11. **Negotiated Provisions.** This Agreement shall not be construed more strictly against one Party than against the other merely by virtue of the fact that it may have been prepared by counsel for one of the Parties, it being recognized that all Parties have contributed substantially and materially to the preparation of this Agreement.

12. **Authority.** The Parties warrant that they have taken all actions necessary or required by their own procedures, bylaws, or applicable law, to authorize their respective signatories to sign this Agreement for them and to bind them to its terms.

13. **Survival.** If any cause or provision of this Agreement is illegal, invalid or unenforceable under present or future laws or decrees effective during the term of this Agreement, then and in that event, it is the intention of the parties hereto that the remainder of this Agreement shall not be affected thereby.

14. **Counterparts.** This Agreement may be executed in any number of counterparts, each of which shall be deemed an original, and all of which taken together shall constitute the agreement of the parties. Facsimile or scanned signature pages sent via email shall be acceptable and binding upon all Parties.

15. **Governing Law.** The parties agree that this Agreement is entered into and shall be construed and enforced under the laws of the State of COLORADO.

[The rest of this page left intentionally blank]

IN WITNESS WHEREOF, the Parties have executed this Agreement as of the Effective Date.

Fort Collins-Loveland Water District

By: _____
Chris Pletcher, General Manager

STATE OF COLORADO)
) ss.
COUNTY OF LARIMER)

The foregoing instrument was acknowledged before me this _____ day of _____, 2022 by Chris Pletcher, General Manager of Fort Collins-Loveland Water District.

WITNESS my hand and official seal.

_____
Notary Public
My commission expires: _____

Lessee

By: _____ [Name]
Its: _____ [Title]

STATE OF COLORADO)
) ss.
COUNTY OF _____)

The foregoing instrument was acknowledged before me this _____ day of _____, 2022, by _____ [name] as _____ [title] of Morning Fresh Dairy.

WITNESS my hand and official seal.

_____
Notary Public
My commission expires: _____

EXCESS CAPACITY AGREEMENT
LARIMER COUNTY CANAL NO. 2 IRRIGATING COMPANY
AND
THE TRI-DISTRICTS AND GREELEY

THIS AGREEMENT entered into this ____ day of ~~June~~August, 2022, is made by and between LARIMER COUNTY CANAL NO. 2 IRRIGATING COMPANY, a Colorado mutual ditch corporation (hereinafter "Company"), and the EAST LARIMER COUNTY WATER DISTRICT (hereinafter "ELCO), the FORT COLLINS - LOVELAND WATER DISTRICT (hereinafter "Fort Collins-Loveland") and the NORTH WELD COUNTY WATER DISTRICT (hereinafter "North Weld"), each a quasi-municipal corporation and political subdivision of the State of Colorado (collectively ELCO, Fort Collins-Loveland and North Weld are referred to hereinafter as "Tri-Districts"), and the City of Greeley, a home rule municipality, acting by and through its Water Enterprise ("Greeley"). Company, Tri-Districts, and Greeley are sometimes referred to herein as the "parties" collectively, and "party" individually.

RECITALS

WHEREAS, Company is the owner and operator of that certain irrigation system commonly known as the Larimer County Canal No 2 Ditch ("Ditch") which takes its supply of water from the Cache la Poudre River at a point located near the south section line of the SW ¼ of Section 29 and the north section line of the NW ¼ of Section 32, Township 8 North, 69 West, 6th P.M., in Larimer County, Colorado; and

WHEREAS, Tri-Districts and Greeley desire to use the Ditch to convey water supplies that they are entitled to divert and use pursuant to appropriations (whether decreed or undecreed), leases, and/or contracts ("Tri-Districts' Water" and "Greeley's Water") from the Ditch's point of diversion on the Cache la Poudre River to a headgate on the Ditch to deliver Tri-Districts' and Greeley's Water into the Overland Trail Reservoirs; and

WHEREAS, any rights the Company grants to Tri-Districts and Greeley to utilize capacity pursuant to this Agreement are subject to the priority system described in the: (1) *Easement Agreement*, dated December 18, 2015, recorded with the Larimer County Clerk and Recorder at Reception No. 20150085207 on December 18, 2015; and (2) the *Easement Agreement*, dated December 18, 2015, recorded with the Larimer County Clerk and Recorder at Reception No. 20150085208 on December 18, 2015 (together, "Fort Collins Agreements"); and

WHEREAS, any rights to use capacity in the Ditch granted under this Agreement are subordinate to the rights of the City of Fort Collins to use capacity in the Ditch pursuant to the Fort Collins Agreements; and

WHEREAS, the parties desire to enter into this Agreement allowing Tri-Districts and Greeley to utilize capacity in the Ditch consistent with this Agreement.

NOW, THEREFORE, in consideration of the mutual covenants and agreements, the sufficiency of which is hereby acknowledged, the parties hereby agree as follows:

AGREEMENT

1. Use of Capacity in the Larimer County Canal No. 2 Ditch. The parties recognize that from time to time capacity may be available in all or a portion of the Ditch that is not then needed by Company, its stockholders, or pursuant to other agreements, including the Fort Collins Agreements, or to meet Company's operational obligations. As described in this Agreement, Company is granting the right to utilize capacity in the Ditch for conveyance of water available to Tri-Districts and Greeley, pursuant to and under the terms and conditions prescribed by this Agreement.

2. Definitions. The following terms are defined for purposes of this Agreement:

   2.1. "**Company Water**" means waters that derive from the exercise of water rights including but not limited to: (i) diversions to the Ditch under Ditch Priority #57 with an adjudication date of April 11, 1882 and an appropriation date of April 1, 1873, originally decreed for direct irrigation; (ii) water carried by Company by arrangement with and for the benefit of the Warren Lake Reservoir Company pursuant to existing priorities for storage as follows: (a) Ditch Priority #76 for five hundred fifty (550) acre-feet with an adjudication date of April 11, 1882 and an appropriation date of April 15, 1875; (b) Reservoir Priority #31 for one thousand five hundred forty-five (1,545) acre-feet with an adjudication date of December 9, 1904 and an appropriation date of January 10, 1893; and (c) Reservoir Priority #100 for eight hundred eighteen (818) acre-feet with an adjudication date of April 22, 1922 and an appropriation date of July 27, 1908, totaling two thousand nine hundred thirteen (2,913) acre-feet with no right of refill; (iii) the Company's historical deliveries of water during the irrigation season pursuant to contractual or leased rights to water available from the Colorado-Big Thompson Project, or pursuant to exchanges listed in the Decree in Case No. W-8086-75, Water Division No. 1, entered on March 24, 1978; and (iv) water historically carried for the benefit of the owner(s) of the John R. Brown Ditch pursuant to Ditch Priority #14 with an adjudication date of April 11, 1882 and an appropriation date of May 1, 1865, decreed for direct irrigation at a flow rate of three and five/tenths (3.5) cubic feet per second, and any other water the Company deems, in its sole discretion, in the best interest of the Company and its stockholders. For purposes of this Agreement, Company Water includes any waters later acquired by the Company. Company Water is First Priority Water is described in the Fort Collins Agreements.

   2.2. "**Company System Water**" means waters that have historically been carried in the Ditch by the Company and/or its stockholders, including but not limited to Company Water. Company System Water shall also include water not historically diverted in the Ditch, whether owned by stockholders or non-stockholders that the Board of Directors determines, in its sole discretion, is in the best interests of the Company to run in the Ditch

   2.3. "**New Waters**" means all water whether owned by stockholders or non-stockholders of Company, or river water (free river) which are not classified as Company System Water, including but not

limited to any water diverted and delivered for the benefit of Tri-Districts and Greeley as provided for herein.

2.4. "**Stockholder Capacity**" is the then existing capacity above what is needed by the Company to divert, transport or store Company System Water, i.e. at any given time, the difference between the maximum physical safe capacity of any structure of the Company (as determined by the Board of Directors) and the volume of water diverted, transported or stored through or in said structure for the Company's operational obligations, which include the diversion and delivery of Company Water, and any existing obligations of the Company to deliver water pursuant to agreements in existence prior to the date of execution of this Agreement. Stockholder Capacity shall be determined by the Board of Directors as frequently as is necessary in the Board's discretion. The Board may also revise this determination in its discretion as necessary to protect the Company, its stockholders, and its infrastructure and surrounding properties and structures from damage. Stockholder Capacity is Second Priority in the priority system described in the Fort Collins Agreements.

2.5. "**Stockholder Capacity Entitlement**" shall mean a stockholder's allocation of capacity for delivery of Company System Water that may be utilized only through agreement with the Company, plus or minus canal shrink, provided there is capacity in the canal. If there is insufficient capacity for stockholders then requesting and having consent of the Company for use of their stockholder capacity entitlement, then each stockholder's capacity entitlement is reduced on a pro-rata basis.

2.6. "**Residual Excess Capacity**" means capacity over and above Stockholder Capacity Entitlement then being used by stockholders for purposes of taking delivery of Company System Water, the use of which may only be granted by the Company pursuant to written agreements with Company stockholders or third parties (not Company stockholders), subject to the terms and conditions of this Agreement and Company policy. Residual Excess Capacity is Third Priority in the priority system described in the Fort Collins Agreements.

2.7. **"Irrigation Season" and "Off-Season**". "Irrigation season" is that period when the Company is diverting Company Water pursuant to their original decreed priorities and "Off-Season" represents all other periods, with said diversions of Company Water being in the sole discretion of the Company.

3. Consent. Company hereby consents to Tri-Districts' and Greeley's use of Residual Excess Capacity, as defined herein, pursuant to the terms, conditions and provisions recited in this Agreement. Tri-Districts' and Greeley's right to utilize Residual Excess Capacity as provided herein is independent of the right, if any, to use capacity by virtue of any shares of stock now owned or in the future owned by Tri-Districts or Greeley. The Company agrees that the Tri-Districts' and Greeley's rights for use of Residual Excess Capacity as described in this Agreement shall be ~~a~~the first priority right for said Residual Excess Capacity in relation to any subsequent rights the Company may grant to others (Company stockholders or third parties) for Residual Excess Capacity.

4. Terms and Conditions of Tri-Districts; and Greeley's Use of Residual Excess Capacity. Tri-Districts' and Greeley's use of Residual Excess Capacity granted herein is subordinate to use by the City of Fort

Collins under the Fort Collins Agreements and use by Company for operational obligations described in Sections 2.1-2.5 of this Agreement, and when necessary Tri-Districts' and Greeley's use may be reduced accordingly. In the event such a reduction in Tri-Districts' or Greeley's use of its Residual Excess Capacity is necessary, Company agrees to provide reasonable notice to Tri-Districts and Greeley. At times when Tri-Districts or Greeley desire to utilize Residual Excess Capacity, Tri-Districts and Greeley shall submit the specific details of their respective desired use (including the point of inflow, source and amount of water, timing, release, point of delivery, and other relevant information reasonably requested by the Company)and request review and approval from the Company, which request shall be timely considered, and approval shall not be unreasonably withheld so long as such request is consistent with this Agreement and the Company articles, bylaws and policies, and also subject to the following:

4.1. "Tri-Districts' Water" and "Greely's Water" shall be the water diverted at the Company river headgate less any transportation losses. In addition to transportation loss prior to diversion at the Company headgate to be assessed, if at all, by the Water Commissioner for District No. 3, Tri-Districts' Water and Greeley's Water may be assessed for reasonable evaporation, seepage and similar "shrink" losses associated with the water that Tri-Districts or Greeley divert and carry as part of their respective Residual Excess Capacity. Transportation losses, evaporation, seepage and shrink will be as reasonably determined by the Company.

4.2. Tri-Districts' and Greeley's use of capacity under its Residual Excess Capacity will be allowed only if such uses would in no way be detrimental to the Company or its stockholders.

4.3. Tri-Districts' and Greeley's use of capacity under its Residual Excess Capacity, for both irrigation season carriage and for carriage in the off-season, as each such period is further defined herein, shall be limited to an amount not exceed 4,600 acre feet and a rate of no more than 25 c.f.s. at the river headgate.

4.4. Tri-Districts and Greeley shall make prompt payment to the Company for any additional operations, maintenance and other costs associated with use of its Residual Excess Capacity, which are specifically identified by the Company and which the parties agree are reasonable and directly related to Tri-Districts' or Greeley's Excess Capacity Entitlement. The nature and amount of compensation shall be subject to mutual agreement of the parties.

4.5. Tri-Districts' and Greeley's rights to utilize Residual Excess Capacity are subordinate to the first and preferential right of the Company and its stockholders to utilize Stockholder Capacity Entitlement and Residual Excess Capacity. Once such rights to capacity are satisfied, Tri-Districts and Greeley may utilize available Residual Excess Capacity for the delivery of Tri-Districts' Water and Greeley's Water.

4.6. Tri-Districts and Greeley recognize and agree that Stockholders shall have a first and preferential right to utilize Residual Excess Capacity prior to Tri-Districts and Greeley, subject to the terms of this Agreement and Company policy.

4.7. The Company shall determine, in its sole discretion, the amount of Stockholder Capacity entitlement and Residual Excess Capacity that is available at any given time. Tri-Districts and

Greeley understand and agree that their rights for use of Residual Excess Capacity shall be a first priority right for said Residual Excess Capacity in relation to any subsequent rights the Company may grant to others (Company stockholders or third parties) for Residual Excess Capacity. Off-season carriage is that period when the the Company is not running water for stockholders during the irrigation season. The availability of Residual Excess Capacity for off-season carriage is determined in the sole and absolute discretion of the Company.

5. Term and Payment.

5.1. The Term of this agreement shall be from June 1, 2022 to December 31, 2036, and shall be automatically renewed for two subsequent fifteen-year terms unless Company provides written notice to Tri-Districts and Greeley not less than ninety (90) days prior to the expiration of the then-current Term citing the reason(s) for such termination and providing Tri-Districts and/or Greeley with the opportunity to meet collectively or separately with the Company's Board of Directors within thirty (30) days of receipt of such notice and to conduct good faith negotiations for a revised Agreement

5.2. The carriage fee for Tri-Districts' and Greeley's utilization of Residual Excess Capacity for 2022 shall be $11.00 per acre foot for irrigation season carriage, and $21.00 per acre foot for carriage during the off-season pursuant to the limitations described in this Agreement ("Annual Fee"). The minimal annual charge for any amount up to 100 acre feet is $1,100.00 (annual per acre foot fee multiplied by 100 acre feet). Tri-Districts and Greeley shall pay Company the minimum fee annually on or before January 1 of each year of this Agreement and the remaining amount shall be paid on or before November 13th of each year. Unless curtailment or termination occurs as described in this Agreement, the amount paid is non-refundable. The Annual Fee shall be increased by fifty cents ($.50) every year and the minimal annual charge shall be increased in the same ratio as described herein.

5.3. At execution of this Agreement, the Tri-Districts and Greeley shall pay a one-time fee of $100,000.00 as compensation separate and apart from assessments required from all stockholders of the Company during the term of this Agreement. The compensation described herein is non-refundable, not contingent upon any renewal described in this Agreement, and may be used by the Company in their complete and sole discretion.

5.4. Additional charges will be assessed as necessary for administration, operation, legal review, engineering review, and any other charges incurred by the Company related to this Agreement. Tri-Districts and Greeley shall pay a minimum annual fee for administration and operation fees in the amount of $500.00 for irrigation season carriage, and a minimal fee of $1,000.00 for off-season carriage, with an annual amount not to exceed $2,500.00 for irrigation season carriage and a maximum annual fee of $5,000.00 for off-season carriage, all to be paid on or before November 13th of each year. The minimum annual fees will increase by the amount of twenty-five percent (25%) every fifteen years and the maximum amounts adjusted accordingly.

5.5. Tri-Districts and Greeley will secure the proper approval and provide the appropriate decrees and/or authorization and documentation for Tri-Districts' Water and Greeley's Water to be carried

in the ditch. Tri-Districts and Greeley will provide all measuring devices for proper tracking and accounting for Tri-Districts' Water and Greeley's Water delivered from ditch.

6. No Modification of the Ditch**.** After execution of this Agreement, the Tri-Districts and Greeley anticipate submitting to the Company for its approval plans to improve the turn-out structure to the Overland Trails Pond system. The Company agrees to review such plans in a timely manner. For any other improvements sought by the Tri-Districts and Greeley that are not related to the turn-out structure improvement, the Tri-Districts and Greeley agree that they may not construct facilities on or in, or operate or modify the Ditch, its headgate, or any other reservoir, ditch, facility or other structure or property owned, controlled or operated by Company, unless the written approval of Company's Board of Directors is obtained. Such other approval(s) may be withheld or denied in the sole and absolute discretion of the Board. Company, and not Tri-Districts or Greeley, shall operate the Ditch to effectuate Tri-Districts' and Greeley's utilization of its Residual Excess Capacity granted herein.

7. Indemnification. Tri-Districts and Greeley agree that in the event there is any lawsuit or claim brought by Company stockholders or third parties against Company or its Board of Directors, officers and employees arising from or related to the diversions, storage, deliveries or use of water under Tri-Districts' and Greeley's right to utilize Residual Excess Capacity granted herein, then to the extent permitted and limited by Colorado law Tri-Districts and Greeley shall hold harmless, indemnify and defend Company, its directors, officers and employees for the cost and defense of said suit and/or any claim for damages relating thereto. If agreed upon by Company and Tri-Districts in writing, Tri-Districts and Greeley may directly defend such suit or suits. Nothing in this paragraph shall be interpreted to require Tri-Districts or Greeley to indemnify or defend Company, its Board of Directors, officers and employees for damage or injury caused by (i) the negligence of Company in the operation, maintenance or repair of any ditch, reservoir, or other structure owned, controlled or operated by Company or (ii) the breach of any third-party agreement by Company or its Board of Directors, officers, and employees.

8. No Warranties or Representations. Company does not warrant or represent that the Ditch and/or its appurtenances is or are owned in fee simple title, but rather may exist by grant of right of way, easement or prescriptive use. The intent of Company is to grant Tri-Districts and Greeley such rights as it is in Company's power to grant, to allow for Tri-Districts' and Greeley's use as described in this Agreement, insofar as Company is legally authorized to allow it. Company makes no warranties or representations as to the quality of water delivered or diverted pursuant to this Agreement.

9. Irresistible Force. Company shall not be liable or responsible for any delay or failure to perform under this Agreement due to conditions or events of irresistible force. Irresistible force shall mean any delay or failure of a party to perform its obligations under this Agreement caused by events beyond Company's reasonable control, including, without limitation, acts of God, terrorism, explosion, vandalism, flood, earthquakes and tornadoes. For purposes of this Agreement, Irresistible Force shall also include a material alteration in the historical operations of Company with respect to carriage, such that carriage of water through the Ditch for Tri-Districts' or Greeley's use is affected, and in such event, and upon written notice to Tri-Districts and Greeley, Company's obligations pursuant to this Agreement shall be suspended or curtailed for such time and to the extent as necessary, or this Agreement may be terminated at the option of Company. In the event Company fails to carry the water pursuant to this Agreement as described in this paragraph, Company shall reimburse to Tri-

Districts and Greeley the amount of the payment proportionate to the amount of water not carried, limited to those fees collected under Section 5.2 of this Agreement.

10. Articles, Bylaws and Policies. Tri-Districts and Greeley acknowledge that the diversion, delivery and use of water at any particular time must be in accordance with the then existing Articles of Incorporation, Bylaws, policies, and rules and regulations of Company.

11. No Modification of Agreements. The parties intend that this Agreement is not to supersede or modify any previous agreements or stipulations that Company has entered into with stockholders or others. Therefore, it shall not be so construed, interpreted, or enforced even if its language would have such a result. This Agreement and the diversion and/or delivery of water authorized hereunder are subject to all previous agreements and stipulations entered into by Company, and all operational obligations arising therefrom.

12. Assignment. This Agreement, or any part thereof, may not be assigned by one party unless it has obtained the written consent of the other parties. Company, Tri-Districts, and Greeley recognize that the rights, obligations and performance under this Agreement are unique and specific to the parties. This Agreement is binding upon the successors of Company, Tri-Districts, and Greeley.

13. Survival. If any cause or provision of this Agreement is illegal, invalid or unenforceable under present or future laws or decrees effective during the term of this Agreement, then and in that event, it is the intention of the parties hereto that the remainder of this Agreement shall not be affected thereby.

14. Counterparts. This Agreement may be executed in any number of counterparts, each of which shall be deemed and original, and all of which taken together shall constitute the agreement of the parties. This Agreement, including all component parts, may be executed and delivered by electronic signature by any of the parties and all parties consent to the use of electronic signatures.

15. Governmental Immunity. Tri-Districts and Greeley are relying on, and do not waive or intend to waive by any provision of this Agreement, the monetary limitations or any other rights, immunities, defenses, or protections provided by the Colorado Governmental Immunity Act, C.R.S. § 24-10-101 et seq., as amended from time to time.

IN WITNESS WHEREOF, The Larimer County Canal No. 2 Irrigating Company has, by the authority of its Board of Directors, caused this Agreement to be executed by its President and attested by its Secretary, and each of the Tri-Districts has, by the authority of each of their respective Boards of Directors, caused this Agreement to be executed by their respective Presidents and attested by their respective Secretaries, and Greeley, acting by an through its Water Enterprise has, by authority of its Water and Sewer Board, caused this Agreement to be executed by the Director of Water and City Attorney.

[The rest of this page left intentionally blank]

THE LARIMER COUNTY CANAL NO. 2 IRRIGATING COMPANY,
a Colorado mutual ditch corporation

By: _____
, President

ATTEST:

_____
_____
[Print Name]

THE TRI-DISTRICTS:

EAST LARIMER COUNTY WATER DISTRICT

By:_____
_____

ATTEST:

_____
_____
[Print name]

NORTH WELD COUNTY WATER DISTRICT

By:_____
_____

ATTEST:

_____
_____
[Print name]

FORT COLLINS - LOVELAND
WATER DISTRICT

By:_____
_____

ATTEST:

_____
_____
[Print name]

THE CITY OF GREELEY, a home rule municipality, acting by and through its Water Enterprise

By:_____
Sean Chambers, Director of Water and Sewer

APPROVED AS TO FORM:

By:_____
Doug Marek, City Attorney

Larimer No2 Carriage Agreeement Financial Analysis

What does it cost us now?

2020-2022 Overland Ponds Inflow Pumping Summary	Volume Pumped in (af)	Cost
2020 Pumping	112.5	$ 40,650
2021 Pumping	884	$ 225,000
2022 Treiber A bank repair (from pumping)		$ 32,785
2022 Pumping (estimated)		$ 227,000
Total 3-Year Cost:		**$ 525,435**
Total 15-year Cost:		**$ 2,627,175**
Annualized Cost:		**$ 175,145**

What will it cost us annually with the Larimer No2 Carriage Agreement in place using 2021 operations as the example?

2021 Operational Comparison with Larimer No2 Agreement		Annualized Cost	Notes
Larimer No2 Agreement	884	$ 9,724	$11 per af; assumes 2021 volume
Larimer No2 Agreement Admin charge (max)		$ 2,500	Maximum admin charge
Larimer No2 Fee ($100,000 / 15 / 2)		$ 3,333	Greeley pays half, cost distributed over 15 years (agreement term)
Larimer No2 Headgate/channel upgrade cost		$ 26,667	Tri-Districts pays 100% of cost, Greeley defers, distributed over 15 yrs
Total Annualized Cost		**$ 42,224**	
Total 15-year Cost:		**$ 633,360**	

Savings using Larimer No2 over agreement term	**$ 1,993,815**	**15-years (compared to same term pumping)**

Return on Investment / Break Even Analysis

Option 1: Larimer No2 Ditch Upgrades

Total 15-year Cost	$ 633,360	includes ditch lining, clear/grub and headwall replacement
Total Investment	$ 633,360	
Annualized Cost	$ 42,224	
Break Even Time to Compared to Pumping	3.6	years

Option 2: Larimer No2 Ditch Upgrades w/o headwall/diversion

Total 15-year Cost	$ 1,283,360	includes ditch lining, clear/grub no headwall replacement; some pumping
Total Investment	$ 1,283,360	
Annualized Cost	$ 85,557	
Break Even Time to Compared to Pumping	7.3	years

Option 3: No upgrades to Larimer No2; continued pumping

Total 15-year Cost	$ 2,627,175	no capital investment, continue operational pumping cost
Total Investment	$ 2,627,175	
Annualized Cost	$ 175,145	highest annualized cost