



Fort Collins-Loveland Water District Agenda  
5150 Snead Drive, Fort Collins, CO  
Special Board Meeting  
Tuesday, February 18, 2025 5:00 PM  
Regular Board Meeting  
Tuesday, February 18, 2025 7:00 PM

Page

**1. (5:00pm) Special Board Meeting**

**1.1 Executive Session**

**The Board may enter into executive session as authorized by Section 24-6-402 (4) (b), C.R.S. for the purpose of a conference with the District’s legal counsel regarding specific legal questions pertaining to the Colorado Open Meetings Law.**

**Recommended Motion: Move that the Board may enter into executive session as authorized by Section 24-6-402 (4) (b), C.R.S. for the purpose of a conference with the District’s legal counsel regarding specific legal questions pertaining to the Colorado Open Meetings Law.**

**1.2 (5:15pm) Work Session - Strategic Planning for Water Resources**

**2. (6:15pm) Recess (Board Dinner)**

**3. (7:00pm) REGULAR BOARD MEETING**

**4. (7:00pm) Roll Call**

**5. (7:05pm) Consideration of Agenda**

**6. (7:10pm) Public Comments (Limited to 3 Minutes Per Person)**

**7. (7:30pm) Consent Agenda**


7.1 **Acceptance of the minutes of the Regular Board meeting of January 21, 2025.** 5 - 209  
[Minutes Draft - Fort Collins-Loveland Water District - Jan 21 2025.pdf](#)  


7.2 **Financial Statements** 210 - 221  
*Presenter: Amanda Proctor*  
[01.31.25 FCLWD FS.pdf](#) 


7.3 **Distributions** 222 - 236  
*Presenter: Amanda Proctor*  
[25-01 Distributions.pdf](#) 

**Recommended Motion: Move to approve the Consent Agenda.**


## 8. (7:35pm) Capital Projects

8.1 **Zone 5 Transmission Project-Harmony Crossing Allocation Request #01 (Construction) (ACTION REQUIRED):** 237 - 238  
*Presenter: Linsey Chalfant*  
[Zone 5 Harmony Crossing Cover Memo Allocation Request #01.pdf](#) 

**Recommended Motion: Move that the Board of Directors approve to allocate \$378,00.00 for the Harmony Crossing of the Zone 5 Transmission Project.**

8.2 **Trilby Tank Expansion Project -Allocation Request #01 (ACTION REQUIRED):** 239 - 240  
*Presenter: Linsey Chalfant and Carlos Medina*  
[2025.02.18 Trilby Tank Expansion Cover Memo Allocation Request #01.pdf](#) 

**Recommended Motion: Move that the Board of Directors approve to allocate \$21,793,600.00 for the Trilby Tank Expansion Project.**

8.3 **Longview Pump Station Replacement- Allocation Request #02 (ACTION REQUIRED):** 241 - 242  
*Presenter: Linsey Chalfant and Carlos Medina*  
[2025.02.18 Longview PS Cover Memo Allocation Request #01.pdf](#) 

**Recommended Motion: Move that the Board of Directors approve to allocate \$4,882,500.00 for Longview Pump Station Replacement.**

- 8.4 **Resolution No. 2025-02-18-1 Authorizing Acquisition of Real Property (ACTION REQUIRED):** 243 - 245

*Presenter: Chris Pletcher*

[Resolution Authorizing Acquisition of Real Property FCLWD.pdf](#) 

**Recommended Motion: Move that the Board of Directors approve the Resolution No. 2025-02-18-1 authorizing the General Manager to sign closing documents on the Longview parcel.**

## 9. (8:15pm) Planning

- 9.1 **2025 Allocation request for continued Hydraulic Water Modeling Services (ACTION REQUIRED):** 246

*Presenter: Sandra Bratlie*

[2025.02.18 Allocation for Water Modeling.pdf](#) 

**Recommended Motion: Move that the Board of Directors approve to allocate \$125,000.00 for 2025 hydraulic water modeling.**

## 10. (8:25pm) Operations

- 10.1 **Water Conservation Landscaping Area for Snead Office Building (ACTION REQUIRED):** 247 - 252

*Presenter: Chris Dash*

[Xeriscape Landscape Bid Recommendation.pdf](#) 

**Recommended Motion: Move that the Board of Directors approve \$7,000.00 for the Conservation Area Landscaping project to be completed by Zak George Landscaping.**

## 11. (8:35pm) IT & Data Systems

- 11.1 **SCADA Remote Sites Cell Modem Private APN Migration (ACTION REQUIRED):** 253

*Presenter: Eric Dowdy*

[Remote Sites Upgrade Project - FirstNet Private APN Migration.pdf](#) 

**Recommended Motion: Move that the Board of Directors approve the \$152,605.00 allocation to complete moving to the private APN.**

- 11.2 **SCADA Cyber Security Remediations for 2025 (ACTION REQUIRED):** 254

*Presenter: Eric Dowdy*

[Scada CyberSecurity 2025 Remediations.pdf](#) 

**Recommended Motion: Move that the Board of Directors approve the \$167,000.00 for these cyber services.**

**12. (8:55pm) Water Resources**

- 12.1 Montava Legal Updates

*Presenter: Scott Holwick*

- 12.2 Conservation Activities

*Presenter: Chris Pletcher*

**13. (9:20pm) Manager's Report**

- 13.1 General Information

- 13.2 Staffing Update

- 13.3 Tap purchases

255 - 256

[2025 Water Tap Sales Summary.pdf](#) 

- 13.4 Project Updates

257

Trilby Feeder Line Construction

[2025.02.18 FCLWD Update - Capital Project - Trilby Feeder Line.pdf](#)



**14. (9:30pm) Other Business**

**15. (9:35pm) Adjournment**



Fort Collins-Loveland Water District Minutes  
Tuesday, January 21, 2025 7:00 PM  
5150 Snead Drive, Fort Collins, CO

Page

**1. (7:00pm) Roll Call**

*Directors  
Present:*

*James Borland, Chairman  
William Dieterich, Vice-Chairman,  
Peter O'Neill, Treasurer ,  
Stephen Smith, Director,  
Denis Symes, Director*

*Others Present:*

*Chris Pletcher - General Manager /  
Secretary,  
Liza Hayden - Special Projects Manager,  
Amanda Proctor - Finance Director,  
Sandra Bratlie - District Engineer ,  
Linsey Chalfant - Engineer III ,  
Eric Dowdy - IT and Data/Systems  
Manager,  
Emily Cowles - Sr. GIS Analyst,  
Jason Martin - Construction Project  
Manager,  
Jan Sitterson - Tri-Districts, Water  
Resources,  
Adam Jokerst - WestWater,  
Thomas & Marsha Mulroney - Customer,  
Scott Hook - Customer,*

*Matt Osborn - Stelvio Management, LLC,  
Candise Bernhardt - Customer,  
Scott Wright - Customer,  
Jeff Calhoun - Customer,  
Ani Bisnette - Customer,  
Karen Mitchell - Customer,  
James & Sheila Davis - Customer,  
John & Stephanie Truesdell - Customer,  
John Hostetler - Customer,  
Victoria Fitch - Customer,*





**2. (7:05pm) Consideration of Agenda**






No changes

**3. (7:10pm) Public Comments (Limited to 3 Minutes Per Person)**

Customers spoke to the board about the proposed 2025 irrigation rates.


**4. (7:45pm) Consent Agenda**

- 4.1 **Acceptance of the minutes of the Regular Board meeting of December 10, 2024 and Special Board Meeting of January 2, 2025.** 7 - 157  
[Minutes - Fort Collins-Loveland Water District - Dec 10 2024.pdf](#)   
[Minutes - Fort Collins-Loveland Water District Special Board Meeting -Jan 02 2025.pdf](#) 
- 4.2 **Financial Statements** 158 - 168  
*Presenter: Amanda Proctor*  
[12.31.24 FCLWD FS.pdf](#) 
- 4.3 **Distributions** 169 - 182  
*Presenter: Amanda Proctor*  
[24-12 Distributions.pdf](#) 

- 4.4 **Board approval of District Auditor** 183  
*Presenter: Amanda Proctor*  
[FCLWD - Memo re Auditor.pdf](#) 
- 4.5 **Board approval of Engineering truck purchase and trade-in.** 184  
*Presenter: Amanda Proctor*  
[FCLWD - Memo re Engineering truck purchase.pdf](#) 
- 4.6 **Board approval of GrayMatter (SCADA) Maintenance Agreement** 185  
*Presenter: Eric Dowdy*  
[GrayMatter 2025 Maintenance Agreement Board Memo.pdf](#) 
- 4.7 **Board approval of IT/OT Rollover 2024 budget allocation to 2025 budget.** 186  
*Presenter: Eric Dowdy*  
[Remote Sites Upgrade Project - Rollover Memo.pdf](#) 
- 4.8 **Board approval of Capital Projects 2024 Allocation Rollovers to 2025.** 187  
*Presenter: Sandra Bratlie and Linsey Chalfant*  
[2025.01.14 2024 Allocation Rollover to 2025.pdf](#) 
- Recommended Motion: Move to approve the Consent Agenda.** 187  
  
*Moved by: Denis Symes*  
*Seconded by: Peter O'Neill*

**Carried 5-0**

## **5. (7:50pm)Administration**

- 5.1 **Resource Central - Slow the Flow (Sprinkler Audit) Program Approval (ACTION REQUIRED):** 188 - 189  
*Presenter: Amanda Proctor*  
[FCLWD - Memo re Slow the Flow Program 1-6-25.pdf](#) 

**Recommended Motion: Move that the Board of Directors approve the budget allocation and authorize the General Manager to sign the contract with Resource Central.**

188 - 189

*Moved by:* Denis Symes

*Seconded by:* William Dieterich

**Carried 5-0**

**6. (8:00pm)Capital Projects**

6.1 **Western Backbone Transmission Project-Phase III- Allocation Request #02-Construction (ACTION REQUIRED):** 190 - 191

*Presenter:* Linsey Chalfant

[Western Backbone PHIII Cover Memo Allocation Request #02.pdf](#) 

**Recommended Motion: Move that the Board of Directors approve to allocate \$5,208,000.00 for Phase 3 of the Western Backbone Project.** 190 - 191

*Moved by:* Peter O'Neill

*Seconded by:* Denis Symes

**Carried 5-0**

6.2 **Airport Pump Station Rehabilitation and Associated Piping - Allocation Request #01 (ACTION REQUIRED):**


**Recommended Motion: Move that the Board of Directors approve to allocate \$5,861,000 for Airport Pump station Replacement.**

*Moved by:* Denis Symes

*Seconded by:* Peter O'Neill

**Carried 5-0**

*Presenter:* Carlos Medina

[2025.01.21 Airport PS Cover Memo Allocation Request #01.pdf](#) 

**7. (8:20pm)Planning**



7.1 **Presentation of District Population** 194

*Presenter: Sandra Bratlie and Emily Cowles*

[2025.01.21 FCLWD Population Model Update - Board Memo - FINAL.pdf](#) 

7.2 **FCLWD Levels of Service Introduction and Overview** 195 - 196

*Presenter: Sandra Bratlie*

[2025.01.21 FCLWD Levels of Service Intro and Overview.pdf](#) 

**8. (8:35pm)Water Resources**

8.1 **FCLWD 2024 Gap Analysis** 197

*Presenter: Jan Sitterson*

[FCLWD 2024 Gap Analysis.pdf](#) 

8.2 **WestWater Proposal for 2025 Water Resources Support (ACTION REQUIRED):** 198 - 201

*Presenter: Chris Pletcher*

[Proposal 2025 Water Resources Support 20250116.pdf](#) 

**Revised Motion: Move that the Board of Directors approve time & materials by WestWater for 2025 Water Resources Support.** 198 - 201

*Moved by: William Dieterich*

*Seconded by: Denis Symes*

**Carried 4-0, Director Smith abstaining**

8.3 **Purchase of 0.5 Share of WSSC from Ms. Arvidson (ACTION REQUIRED):**



*Presenter: Chris Pletcher*

**Recommended Motion: Move that the Board of Directors approve the purchase of 0.5 Share of WSSC from Ms. Arvidson for \$2,000,000.00.**

*Moved by: Stephen Smith*

*Seconded by: James Borland*

**9. (9:05pm)Manager's Report**

- 9.1 General Information
- 9.2 Staffing Update
- 9.3 Tap purchases 202 - 204  
[2024 Water Tap Sales Summary.pdf](#) 
- 9.4 Project Updates 205  
Trilby TankFeeder Line  
[2025.01.21 FCLWD Update - Capital Project - Feeder Line.pdf](#)  


**10. (9:15pm)Other Business**

Treasurer O'Neill - correction on NISP Agreement 10.4 of December's Regular Board Meeting Notes - Attach a note to approval that we wanted to lease water from Windy Gap and waiting for Glade to fill and to see progress on Northern Pipeline.

**11. (9:26pm)Adjournment**

---

Board Secretary

---

Chairman



Fort Collins-Loveland Water District Minutes  
Tuesday, December 10, 2024 7:00 PM  
5150 Snead Drive, Fort Collins, CO

Page

**1. (7:00pm) Roll Call**

*Directors  
Present:*

*James Borland, Chairman  
William Dieterich, Vice-Chairman,  
Peter O'Neill, Treasurer ,  
Stephen Smith, Director,  
Denis Symes, Director*

*Others Present:*

*Chris Pletcher - General Manager /  
Secretary,  
Liza Hayden - Special Projects Manager,  
Amanda Proctor - Finance Director,  
Sandra Bratlie - District Engineer ,  
Linsey Chalfant - Engineer III ,  
Jessica Decker - Human Resources  
Manager via Zoom,  
Chris Dash - Operations Superintendent,  
Eric Dowdy - IT and Data/Systems  
Manager,  
Scott Holwick - Lyons Gaddis,  
Michael Welty - Hartford Homes,  
John & Stephanie - Customer,  
Mulroney - Customer,*

*Theresa Eversoll - Customer,  
Dennis Lyth - Customer,  
Scott Hook - Customer,  
Sheila & James Davis - Customer,  
Craig Medina - Customer,  
Laura & Jim Yanssi - Customer,  
Fred Woodward - Customer,  
Lee Loucks - Customer,  
Craig King - Customer,  
Arlene Little - Black & Veutch,  
Karen Mitchell - Eagle Cliffs HOA,  
Chris Stein - Customer,  
Brent Waller - Front Range H2O,  
Jim Huebner - Customer,  
John Rohs - Customer,  
Adam Jokerst - WestWater*

**2. (7:05pm) Consideration of Agenda**

No change

**3. (7:10pm) Public Comments (Limited to 3 Minutes Per Person)**

Michael Welty, John & Stephanie, Mulrone, Dennis Lyth, Scott Hook, Sheila & James Davis, Craig Medina, Laura & Jim Yanssi, Fred Woodward, Karen Mitchell, Chris Stein spoke to the board about the 2025 irrigation rates.

**4. (7:30pm) Board discussion of 2025 Rates and Fees**

**5. (8:28pm) Habitat for Humanity - Hearthside Hill Project**

*Presenter: Kristin Candella*

**6. (7:50pm) Consent Agenda**

**of November 19, 2024.**

[Minutes - Fort Collins-Loveland Water District - Nov 19 2024.pdf](#) 

- 6.2 **Financial Statements** 103 - 113  
*Presenter: Amanda Proctor*  
[11.30.24 FCLWD FS.pdf](#) 
  
- 6.3 **Distributions** 114 - 126  
*Presenter: Amanda Proctor*  
[24-11 Distributions.pdf](#) 
  
- 6.4 **2025 Board Meeting Schedule** 127  
[2025 BOARD MEETINGS DATES AND TIMES.pdf](#) 
  
- Recommended Motion: Move to approve the Consent Agenda.** 127  
  
*Moved by: Peter O'Neill*  
*Seconded by: Stephen Smith*  
  
**Carried 5-0**

**7. (8:00pm) Administration**

- 7.1 **Designated Election Official to be Appointed for the 2025 Regular Special District Election (ACTION REQUIRED):**  
**Recommended Motion: Move to approve the Resolution to appoint the Designated Election Official as Centennial Consulting Group for the 2025 Regular Special District Election.**  
  
*Moved by: Denis Symes*  
*Seconded by: Stephen Smith*  
  
**Carried 5-0**

**8. (8:05pm) IT and Data Systems**

- 8.1 **IT Contract Approval - Blue Margin 2025 Services** 128 - 135

**Agreement in the amount of \$120,000.00 (ACTION REQUIRED):**

*Presenter: Eric Dowdy*

[2025 Blue Margin Renewal.pdf](#) 

[2024 Blue Margin - Original Scope of Work.pdf](#) 

**Recommended Motion: Move to approve the Blue Margin 2025 Services Agreement in the amount of \$120,000.00.** 128 - 135

*Moved by: Stephen Smith*

*Seconded by: Denis Symes*

**Carried 5-0**

8.2 **Additional Stratus Server for SCADA (ACTION REQUIRED):** 136 - 145

*Presenter: Eric Dowdy*

[Board Memo Stratus Servers Final.pdf](#) 

**Recommended Motion: Move to approve the Additional Stratus Server for SCADA for the amount of \$102,000.00.** 136 - 145

*Moved by: Peter O'Neill*


*Seconded by: Stephen Smith*

**Carried 5-0**

**9. (8:15pm) Capital Projects**

9.1 **Western Backbone Transmission Project-Phase III- Allocation Request #01-Early Material Procurement (ACTION REQUIRED):** 146 - 147

*Presenter: Linsey Chalfant*

[2024.12.10 Western Backbone PHIII Cover Memo Allocation Request #01.pdf](#) 

**Recommended Motion: Move to approve the allocation of \$3,776,000 for Phase 3 of the Western Backbone Project.** 146 - 147

*Moved by: Stephen Smith*

*Seconded by: Peter O'Neill*

**Carried 5-0**

**10. (8:25pm) Water Resources**

10.1 Discussion of 2025 Water Resource Acquisition Objectives

*Presenter: Chris Pletcher*

10.2 Water Resources Sustainability

*Presenter: Chris Pletcher*

10.3 **West Fairway Water Association Long Term Raw Water Lease (ACTION REQUIRED):**

*Presenter: Chris Pletcher*

**Recommended Motion: Move to approve the West Fairway Water Association Long Term Raw Water Lease**

*Moved by: Peter O'Neill*

*Seconded by: Denis Symes*

**Carried 5-0**

10.4 **Twenty First Interim Agreement with the Northern Integrated Supply Project Water Activity Enterprise, for Participation in the Northern Integrated Supply Project (ACTION REQUIRED):**

*Presenter: Chris Pletcher*

**Recommended Motion: Move to approve the Twenty First Interim Agreement with the Northern Integrated Supply Project Water Activity Enterprise, for Participation in the Northern Integrated Supply Project and request an ability to lease CBT, Windy Gap & see progress on Northern Delivery Pipeline.**

*Moved by: Stephen Smith*

*Seconded by: Denis Symes*

**Carried 5-0**

**11. (8:55pm) Manager's Report**

- 11.1 General Information
- 11.2 Staffing Update
- 11.3 Tap purchases
- 11.4 Project Updates

**12. (9:21pm) Executive Session**

- 12.1 **The Board may enter into executive session as authorized by Section 24-6-402 (4) (e), C.R.S. to determine positions relative to matters that may be subject to negotiation, develop strategy for negotiations, and instruct negotiators with respect to Water Resource Acquisition opportunities (ACTION REQUIRED):**

**Recommended Motion: Move that the Board may enter into executive session as authorized by Section 24-6-402 (4) (e), C.R.S. to determine positions relative to matters that may be subject to negotiation, develop strategy for negotiations, and instruct negotiators with respect to Water Resource Acquisition opportunities.**

*Moved by: Peter O'Neill*

*Seconded by: James Borland*

**Carried 5-0**

**13. (10:57pm) Front Range H2O - Vita H2O Project Agreement**

**Recommended Motion: Move that the Board table the Agreement for Purchase and Sale of Nontributary Ground Water Rights and for Delivery of Water with Front Range H2O Transfer, LLC until January Regular Board Meeting.**

*Moved by: Peter O'Neill*

*Seconded by: William Dieterich*

**Carried 4-1**

**14. (11:03pm) Other Business**



**15. (11:05pm) Adjournment**

---

Board Secretary

---

Chairman

Draft



Fort Collins-Loveland Water District Minutes  
Tuesday, November 19, 2024 7:00 PM  
5150 Snead Drive, Fort Collins, CO

Page

**1. (6:00pm) Roll Call**

*Directors  
Present:*

*James Borland, Chairman  
William Dieterich, Vice-Chairman,  
Peter O'Neill, Treasurer,  
Stephen Smith, Director,  
Denis Symes, Director*

*Others Present:*

*Chris Pletcher - General Manager /  
Secretary,  
Liza Hayden - Special Projects Manager,  
Amanda Proctor - Finance Director,  
Sandra Bratlie - District Engineer,  
Jessica Decker - Human Resources  
Manager,  
Jan Sitterson - Tri-Districts, Water  
Resources,  
Richard Raines - Tri-Districts, Water  
Resources,  
Allison Ulmer - Collins, Cole, Winn, &  
Ulmer, PLLC,  
Scott Holwick - Lyons Gaddis,  
Carl Brouwer - Northern Water,  
Lisa Thompson - Northern Water,*

*Brad Wind - Northern Water,  
Chris Kurtz - Northern Water,  
Nicholas Yip - Morgan Stanley  
Rebecca Powell - Coloradoan,  
Kristin Golliher - WildRock,  
Karen Mitchell - Customer,  
Mark Rusnica- Customer,  
Britt Kronkosky - Customer,  
Eric Jenkins - Customer,  
Steve Runyan - Customer,  
Steve Doyle - Customer*

**2. (6:02pm) Consideration of Agenda**

No changes

**3. (6:03pm)Northern Integrated Supply Project (NISP) update**

- 3.1 **Executive Session: The Board of Directors will conduct an executive session pursuant to Section 24-6-402(4)(b), C.R.S. for the purpose of a conference with the District’s legal counsel regarding specific legal questions pertaining to the status of the Northern Integrated Supply Project (NISP) (ACTION REQUIRED):**

**Recommended Motion: Move that the Board of Directors conduct an executive session pursuant to Section 24-6-402(4)(b), C.R.S. for the purpose of a conference with the District’s legal counsel regarding specific legal questions pertaining to the status of the Northern Integrated Supply Project (NISP).**

*Moved by: James Borland*

*Seconded by: Peter O'Neill*

**Carried 5-0**


**4. (6:50pm) Recess**

**5. (7:00pm) Public Comments**

Customers spoke to the board about the proposed 2025 irrigation rates.

**6. (7:05pm) Consent Agenda**

- 6.1 **Acceptance of the minutes of the Regular Board meeting of October 15, 2024 and Special Board Meeting of November 13, 2024.** 10 - 20

[Minutes - Fort Collins-Loveland Water District - Oct 15 2024.pdf](#) 

[Minutes - Fort Collins-Loveland Water District Special Board Meeting - Nov 13 2024 .pdf](#) 

- 6.2 **Financial Statements** 21 - 30

*Presenter: Amanda Proctor*

[10.31.24 FCLWD FS.pdf](#) 

- 6.3 **Distributions** 31 - 45

*Presenter: Amanda Proctor*

[24-10 Distributions.pdf](#) 

**Recommended Motion: Move to approve the Consent Agenda.** 31 - 45

*Moved by: Denis Symes*

*Seconded by: Stephen Smith*

**Carried 5-0**

**7. (7:10pm) Administration**

- 7.1 **Snead Landscape Updates - Front Flower Gardens and SW Corner Xeriscape (ACTION REQUIRED):** 46 - 53

*Presenter: Chris Pletcher*

[Snead Landscaping.pdf](#) 

**Recommended Motion: Move to direct staff to get additional quotes for design and execution.** 46 - 53

*Moved by:* Peter O'Neill  
*Seconded by:* Stephen Smith

**Carried 4-1**

- 7.2 WildRock Quarterly Update 54 - 81  
*Presenter:* Kristin Gollhofer  
[FCLWD - November 2024 Board Presentation.pdf](#) 

**8. (7:30pm) Financial Items**

8.1 **Public Hearing for Delinquent Fees (ACTION REQUIRED):**

*Presenter:* Amanda Proctor

Open Public Hearing to Presentation, Discussion, and to receive Public Comments of any property owners in attendance

Public Comment

Close Public Hearing

Board Discussion

**Recommended Motion: Move to approve the Resolution for certification of the Delinquent Fees.**

*Moved by:* Stephen Smith  
*Seconded by:* Denis Symes

**Carried 5-0**

8.2 **2024 Amended Budget (ACTION REQUIRED):**

*Presenter:* Amanda Proctor

**Recommended Motion: Move to approve Resolution 2024-11-19-1 approving the 2024 Amended Budget.**

*Moved by:* Stephen Smith  
*Seconded by:* Denis Symes

**Carried 5-0**

8.3 **2025 Budget and Associated Rates and Fees (ACTION REQUIRED):**


*Presenter: Amanda Proctor*

**Recommended Motion: Move to approve Resolution 2024-11-19-2 and Resolution 2024-11-19-3 approving the 2025 Budget and Associated 2025 Rates and Fees with the adjustment of the Irrigation tier usage penalty rate to 2X.**

*Moved by: Peter O'Neill*

*Seconded by: James Borland*

**Carried 5-0**

- 8.4 Morgan Stanley Investment Update 82 - 91  
*Presenter: Nicholas Yip and Glenn Scott*  
[FCLWD 11 18 24.pdf](#) 

**9. (8:00pm) Water Resources**

- 9.1 **Schlagel 0.75 WSSC Diligence Summary and approval to close on this purchase (ACTION REQUIRED):**  
*Presenter: Jan Sitterson*  
**Recommended Motion: Move to approve closing on the purchase of the 0.75 WSSC shares from Mike Schlagel.**

*Moved by: Stephen Smith*

*Seconded by: Denis Symes*

**Carried 5-0**

- 9.2 **Ratification of 1.5 Shares of NPIC purchased from Miller Land & Livestock of Northern Colorado, LLC (ACTION REQUIRED):**  
**Recommended Motion: Move to ratify the purchase of 1.5 Shares of NPIC from Miller Land & Livestock of Northern Colorado, LLC for \$250,000.00 per share plus broker fee to Ryan Hosteller and NPIC transfer fee for a total cost of \$382,700.00**

*Moved by: Stephen Smith*

*Seconded by: Denis Symes*

**Carried 5-0**

9.3 **Ratification of 1 Share of NPIC purchased from Hub Ulrich (ACTION REQUIRED):**

**Recommended Motion: Move to ratify the purchase of 1 Share of NPIC from Hub Ulrich for \$250,000.00 per share and NPIC transfer fee for a total cost of \$250,200.00.**

*Moved by:* Stephen Smith

*Seconded by:* Denis Symes

**Carried 5-0**

9.4 **Ratification of 1 Share of NPIC purchased from Bruce R & Michelle P Evans (ACTION REQUIRED):**

**Recommended Motion: Move to ratify the purchase of 1 Share of NPIC from Bruce R & Michelle P Evans for \$250,000.00 per share and NPIC transfer fee for a total cost of \$250,200.00.**

*Moved by:* Stephen Smith

*Seconded by:* Denis Symes

**Carried 5-0**

9.5 **Ratification of 1 Share of NPIC purchased from The Estate of Terrily Brutke (ACTION REQUIRED):**

**Recommended Motion: Move to ratify the purchase of 1 Share of NPIC from The Estate of Terrily Brutke for \$250,000.00 per share and NPIC transfer fee for a total cost of \$250,200.00.**

*Moved by:* Stephen Smith

*Seconded by:* Denis Symes

**Carried 5-0**

9.6 **Ratification of 1 Share of NPIC purchased from Dorya Robinson (ACTION REQUIRED):**

**Recommended Motion: Move to ratify the purchase of 1 Share of NPIC from Dorya Robinson for \$250,000.00 per**

**share and NPIC transfer fee for a total cost of \$250,200.00.**

*Moved by:* Stephen Smith

*Seconded by:* Denis Symes

**Carried 5-0**

9.7 **Ratification of 2.5 Shares of NPIC purchased from Miller Land & Livestock of Northern Colorado, LLC (ACTION REQUIRED):**

**Recommended Motion: Move to ratify the purchase of 2.5 Shares of NPIC from Miller Land & Livestock of Northern Colorado, LLC for \$250,000.00 per share and NPIC transfer fee for a total cost of \$625,200.00.**

*Moved by:* Stephen Smith

*Seconded by:* Denis Symes

**Carried 5-0**

**10. (8:15pm) Manager's Report**

10.1 General Information

10.2 Staffing Update

10.3 Tap purchases

92 - 93

[2024 Water Tap Sales Summary.pdf](#) 

10.4 Project Updates

94 - 95

[2024.11.19 FCLWD Update - Capital Project - Zone 5 Phase 2.pdf](#) 

[2024.11.19 FCLWD Update - Capital Project - Western Backbone Phase 2.pdf](#) 

**11. (8:30pm) Staff Annual Bonus**

11.1 **Determine and approve annual bonus for staff to be paid under the 2024 budget year (ACTION REQUIRED):**

*Presenter: Chris Pletcher and Jessica Decker*



**Recommended Motion: Move to Direct the General Manager to issue annual bonus for staff per board direction to be paid under the 2024 budget year.**

*Moved by:* Denis Symes

*Seconded by:* Peter O'Neill

**Carried 5-0**

**12. (8:45pm) Personnel Matter**

12.1 **Executive Session: The Board may enter into executive session as authorized by Section §24-6-104(4)(f), C.R.S. for discussion of personnel matters involving the General Manager's Annual Performance Review, who has previously been informed of and consented to the Executive Session.**

**Recommended Motion: Move that The Board enter into executive session as authorized by Section §24-6-104(4)(f), C.R.S. for discussion of personnel matters involving the General Manager's Annual Performance Review, who has previously been informed of and consented to the Executive Session.**

*Moved by:* Stephen Smith

*Seconded by:* Denis Symes

**Carried 5-0**

**13. (9:15pm) Other Business**

**14. (9:20pm) Adjournment**

---

Board Secretary

---

Chairman

Draft



Fort Collins-Loveland Water District Minutes  
Tuesday, October 15, 2024 7:00 PM  
5150 Snead Drive, Fort Collins, CO

Page

1. (7:00pm) Roll Call

*Directors Present:* James Borland, Chairman  
William Dieterich, Vice-Chairman,  
Stephen Smith, Director

*Others Present:* Chris Pletcher - General Manager / Secretary,  
Liza Hayden - Special Projects Manager,  
Amanda Proctor - Finance Director,  
Sandra Bratlie - District Engineer,  
Linsey Chalfant - Engineer III,  
Eric Dowdy - IT and Data/Systems Manager,  
Carlos Medina - Engineer III,  
Jan Sitterson - Tri-Districts, Water Resources,  
Scott Holwick - Lyons Caddis via Zoom,  
Karen Mitchell - Customer,  
Ken Mitchell - Customer,  
Brian Jessen - Black & Veatch,  
Aaron P Million - Million,  
Stacey Mast - Stifel,

Alan Matlosz - Stifel,  
Rich Denig - Resident,  
Britt Kronkosky - Customer

*Peter O'Neill, Treasurer - Excused absence*

*Denis Symes, Director - Excused absence*

2. (7:05pm) Consideration of Agenda

No changes

3. (7:10pm) Public Comments

No public comment

4. (7:15pm) Consent Agenda

- 4.1 **Acceptance of the minutes of the Regular Board meeting of September 17, 2024 and Special Board Meeting of October 3, 2024.** # - #

[Minutes - Fort Collins-Loveland Water District - Sep 17 2024.pdf](#) 

[Minutes - Fort Collins-Loveland Water District Special Board Meeting - Oct 03 2024.pdf](#) 

- 4.2 **Financial Statements** # - #  
*Presenter: Amanda Proctor*

[09.30.24 FCLWDFS.pdf](#) 

- 4.3 **Distributions** # - #  
*Presenter: Amanda Proctor*

[24-09 Distributions.pdf](#) 

**Recommended Motion: Move to approve the Consent Agenda.** # - #

*Moved by: Stephen Smith*

5. **(7:20pm) Public Hearing for 2024 Amended Budget (ACTION REQUIRED):**

*Presenter: Amanda Proctor*

Introduction to the 2024 Amended Budget and Staff Recommendation

Open Public Hearing to Presentation and Discussion

Public Comment - **No public comment**

Close Public Hearing

Board Discussion

6. **(7:30pm) Public Hearing for 2025 Budget and Associated Rates and Fees (ACTION REQUIRED):**

*Presenter: Amanda Proctor*

Introduction to the 2025 Budget and Staff Recommendation

Open Public Hearing to receive Public Comment

Public Comment - **Richard Denig, Ken Mitchell**

Close Public Hearing

Board Discussion

7. **(7:50pm) Financial Items**

7.1 Discussion of Issuing Debt by Stifel

*Presenter: Stacey Mast and Alan Matlosz*

7.2 Board Discussion on Proposed Budget and direction to Staff

8. **(8:10pm) Capital Projects**

8.1 **Alkire Farm Recharge Pond Design -Allocation Request #01 (ACTION REQUIRED):**

# - #

*Presenter: Sam Lowe*

[2024.10.15\\_AlkireFarmRechargePond.pdf](#) 

**Recommended Motion: Move that the Board approve the Allocation of \$93,000.00 for the Alkire Farm Recharge Pond Project Design.** # - #

*Moved by:* William Dieterich  
*Seconded by:* Stephen Smith

Carried 3-0

8.2 **Trilby Tank Expansion Project -Allocation Request #05 (ACTION REQUIRED):** # - #

*Presenter:* Carlos Medina

[2024.10.15 Trilby Tank Expansion Cover Memo Allocation Request #05.pdf](#) 

**Recommended Motion: Move that the Board approve the Allocation of \$3,627,500.00 for the Trilby Tank Expansion Project.** # - #

*Moved by:* Stephen Smith  
*Seconded by:* William Dieterich

Carried 3-0

9. (8:30pm) District Administration

9.1 **Resolution Authorizing Conveyance of Cobb Lake Property (ACTION REQUIRED):** # - #

*Presenter:* Chris Pletcher

[Resolution 2024.10.15.01 Conveyance of Real Property to CLRWTA.pdf](#) 

**Recommended Motion: Move that the Board approve the Resolution 2024.10.15.01 Authorizing Conveyance of Cobb Lake Property.** # - #

*Moved by:* Stephen Smith  
*Seconded by:* William Dieterich

Carried 3-0

10. (8:35pm) Water Resources

10.1 Update on Quarterly Gap Analysis

# - #

*Presenter: Jan Sitterson*

[Quarterly Gap 10.10.2024.pdf](#) 

10.2 **Approval of Purchase of Miller Land & Livestock of Northern Colorado, LLC & Stockmens Bank NPIC 1.5 shares in the amount of \$375,000.00 with a broker fee of \$7,500.00 and authorize the General Manager to sign closing documents (ACTION REQUIRED):**

**Recommended Motion: Move that the Board approve the purchase of Miller Land & Livestock of Northern Colorado, LLC & Stockmens Bank NPIC 1.5 shares in the amount of \$375,000.00 with a broker fee of \$7,500.00 and authorize the General Manager to sign closing documents.**

*Moved by: William Dieterich*

*Seconded by: Stephen Smith*

**Carried 3-0**

10.3 **Approval of Purchase of NPIC 1.0 share in the amount of \$250,000.00 and authorize the General Manager to sign closing documents (ACTION REQUIRED):**

**Recommended Motion: Move that the Board approve the purchase of NPIC 1.0 share in the amount of \$250,000.00 and authorize the General Manager to sign closing documents.**

*Moved by: Stephen Smith*

*Seconded by: William Dieterich*

**Carried 3-0**

10.4 **Approval of Purchase of NPIC 1.0 share in the amount of \$250,000.00 and authorize the General Manager to sign closing documents (ACTION REQUIRED):**

**Recommended Motion: Move that the Board approve the purchase of NPIC 1.0 share in the amount of \$250,000.00**

and authorize the General Manager to sign closing documents.

*Moved by:* Stephen Smith

*Seconded by:* William Dieterich

Carried 3-0

11. (8:55pm) Manager's Report

11.1 General Information

11.2 Staffing Update

11.3 Tap purchases

# - #

[2024 Water Tap Sales Summary.pdf](#) 

11.4 Project Updates

# - #

[2024.10.16 FCLWD Update - Capital Project - Western](#)

[Backbone Phase 2.pdf](#) 

[2024.10.15 FCLWD Update - Capital Project - Zone 5 Phase](#)

[2.pdf](#) 

12. (9:05pm) Executive Session

12.1 **The Board of Directors will conduct an executive session pursuant to Section 24-6-402(4)(b), C.R.S. for the purpose of a conference with the District's legal counsel regarding specific legal questions pertaining to the Montava Development (ACTION REQUIRED):**

**Recommended Motion: Move that the Board of Directors will conduct an executive session pursuant to Section 24-6-402(4)(b), C.R.S. for the purpose of a conference with the District's legal counsel regarding specific legal questions pertaining to the Montava Development.**

*Moved by:* Stephen Smith

*Seconded by:* William Dieterich



Carried 3-0

13. (9:20pm) Other Business

- 13.1 Approval to sign Common Interest and Confidentiality agreement regarding Water Case No. 20CW3208 In District Court Division 1 (ACTION REQUIRED):

Recommended Motion: Move that the Board sign Common Interest and Confidentiality agreement regarding Water Case No. 20CW3208 In District Court Division 1.

*Moved by:* William Dieterich

*Seconded by:* Stephen Smith

Carried 3-0

14. (9:25pm) Adjournment

---

Board Secretary

---

Chairman

## MINUTES OF EXECUTIVE SESSION

Regarding the executive session referred to in the Minutes of the Board Meeting of the Fort Collins-Loveland Water District on October 15, 2024, it was duly moved and seconded that the Board enter into an executive session pursuant to Sec. 24-6-402(4)(b), C.R.S., for the purposes of receiving specific legal advice from the District's special water counsel, Scott Holwick, on the District's opposition to the Montava Development and the water court application related thereto. The motion carried unanimously and the Board entered into an executive session.

Mr. Holwick specifically advised the Board with respect to status of the water court proceeding and its timeline, as well as various strategies, questions and concerns raised by the Board members regarding the District's role in the proceeding now and as trial approaches, all such advice constituting privileged attorney-client communications in the opinion of Mr. Holwick.

### CERTIFICATION BY REGISTERED ATTORNEY

I, Scott Holwick, Reg. No. 32009, hereby certify that the executive session was devoted to providing specific legal advice to the Board of Directors regarding the above-referenced legal issues, and that all such communications were privileged under applicable Colorado law and Supreme Court rules.

  
\_\_\_\_\_  
Scott E. Holwick

### CERTIFICATION BY BOARD PRESIDENT

I, hereby certify that I served as chairperson of the executive session of the Board of Directors held on October 15, 2024, and that the entire session was confined to the receipt of specific legal advice from the Board's special water counsel, and that no other matters were discussed.

  
\_\_\_\_\_  
President and Chair



Fort Collins-Loveland Water District Special Board Meeting Minutes  
Thursday, October 3, 2024 1:00 PM  
5150 Snead Drive, Fort Collins, CO

**1. Roll Call**

*Directors  
Present:*

*James Borland, Chairman  
William Dieterich, Vice-Chairman,  
Peter O'Neill, Treasurer,  
Stephen Smith, Director  
Denis Symes, Director*

*Others Present:*

*Chris Pletcher - General Manager /  
Secretary,  
Liza Hayden - Special Projects Manager,  
Amanda Proctor - Finance Director,  
Sandra Bratlie - District Engineer ,  
Jessica Decker - Human Resources  
Manager,  
Eric Dowdy - IT and Data/Systems  
Manager*

**2. Budget Review**

**3. Other Business**

**4. Adjournment**

---

Board Secretary

---

Chairman

Draft



**ATTORNEY STATEMENT**

Pursuant to Section 24-6-402(2)(d.5)(II)(B), C.R.S., I, Allison Ulmer, state that the law firm of Collins Cole Winn & Ulmer, PLLC is General Counsel to the Fort Collins-Loveland Water District, and that I was present at the time the Board convened in Executive Session on November 13, 2024. I further state that the Executive Session was not recorded because it constituted a privileged attorney-client communication and that no electronic record thereof was necessary. The Board did not adopt any proposed policy, position, rule, regulation or take any formal action during the Executive Session.

Date: November 15, 2024

Signature: 

# **FORT COLLINS – LOVELAND WATER DISTRICT**

## **MONTHLY FINANCIAL REPORT**

**October 31, 2024\***

- **Page 1 – Aged Accounts Receivable**
- **Page 1 – Metered Revenue Comparison**
- **Page 2 – Cash and Investments**
- **Page 2 – Expenditures**
- **Page 3 – Investment Account Review**
- **Page 4 – Revenue and Expenses – Budget vs. Actual**
- **Page 9 – Tap Sales**

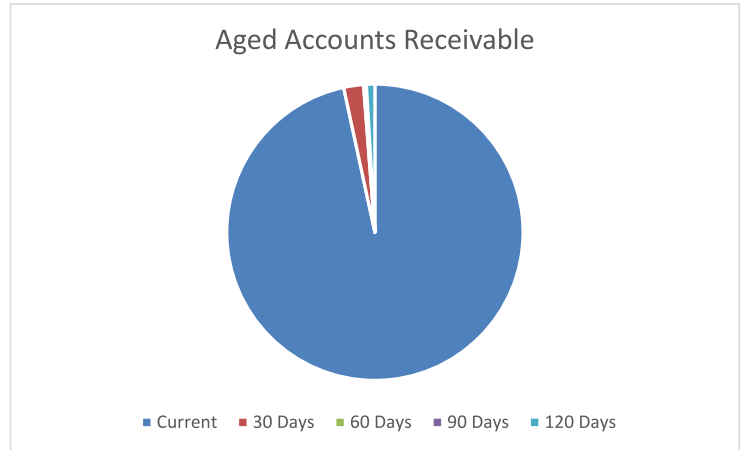
**\*Numbers in this report are subject to change as items are posted into the period they occurred.**



**October 31, 2024**

**Aged Accounts Receivable (Customer Billings)**

Current	\$ 1,904,540	96.6%
30 Days	42,487	2.2%
60 Days	4,363	0.2%
90 Days	1,790	0.1%
120 Days	18,099	0.9% *
	<u>\$ 1,971,279</u>	100.0%

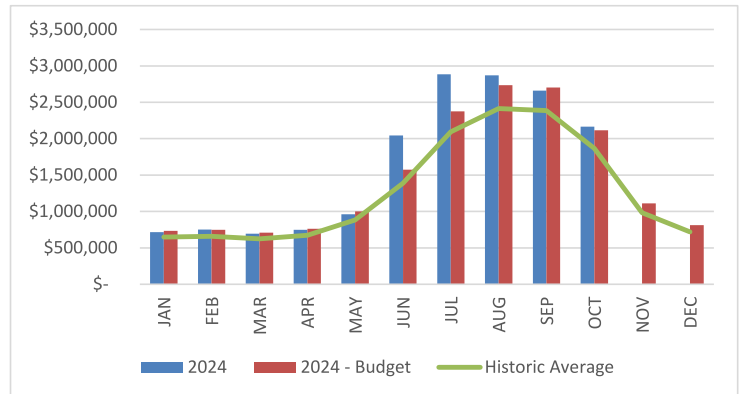


\*Accounts greater than 120 days have service disconnected

Note> Above amounts *excludes* credits on customer accounts.

**Metered Revenue Comparison**

	2024	2024 - Budget	Historic Average
JAN	\$ 717,455	\$ 733,768	647,558
FEB	751,981	746,716	658,984
MAR	694,737	707,227	624,135
APR	747,242	761,395	671,939
MAY	960,109	999,294	881,887
JUN	2,042,829	1,572,294	1,387,565
JUL	2,883,341	2,373,940	2,095,026
AUG	2,869,450	2,735,142	2,413,789
SEP	2,658,526	2,703,595	2,385,950
OCT	2,163,947	2,114,617	1,866,170
NOV	-	1,112,331	981,643
DEC	-	813,769	718,159
Totals	<u>\$ 16,489,617</u>	<u>\$ 17,374,088</u>	<u>\$ 15,332,804</u>



Metered revenue includes billings to customers and is the primary source of operating revenue. Customers are billed for the prior month's consumption. The fluxuation year over year is the result of weather variations, increase in number of customers served and rate increases.

The historic average is the average of the last three years' actual revenue.



**October 31, 2024**

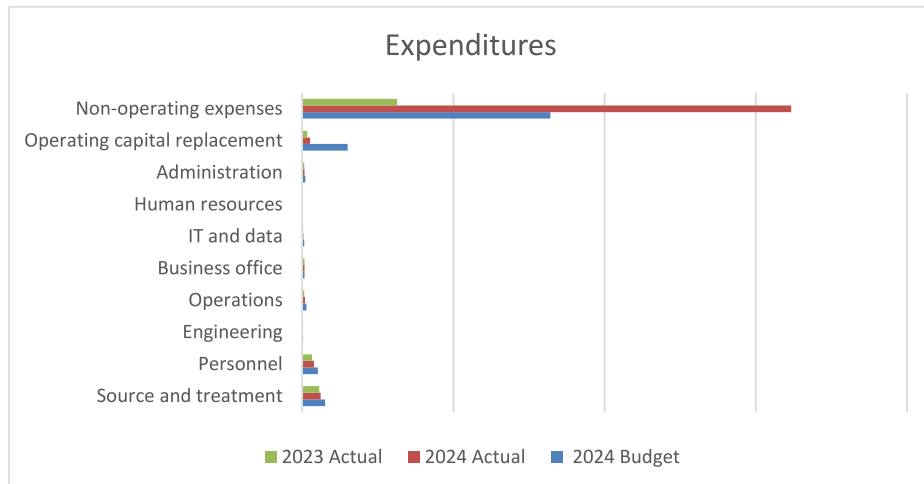
**Cash and Investments**

		Yield**	
Cash on Hand			\$ 100
Cash in Bank			1,737,760
Savings			
	1st Bank Liquid Asset	3.10%	634,114
	Colotrust	5.02%	2,659,094
	CSAFE	4.96%	1,778,535
Government Securities		3.95%	117,260,761
			<u>124,070,363</u>
Available Cash and Investments			<u><u>\$ 124,070,363</u></u>

\*\*Monthly Average Annual Yield

**Expenditures**

Department	2024 Budget	2024 Actual	2023 Actual
Source and treatment	\$ 7,562,105	\$ 6,111,004	\$ 5,636,418
Personnel	5,152,942	3,950,763	3,247,510
Engineering	318,660	160,968	275,669
Operations	1,388,700	990,763	648,916
Business office	805,700	757,477	740,607
IT and data	664,625	392,658	275,555
Human resources	34,200	196	181
Administration	1,005,770	744,423	647,940
Operating capital replacement	15,006,350	2,615,270	1,726,785
Non-operating expenses	82,071,278	161,726,924	31,447,246
	<u>\$ 114,010,330</u>	<u>\$ 177,450,446</u>	<u>\$ 44,646,826</u>





### MSSB Account Summary

Functional Currency: USD 10/01/2024 - 10/31/2024

[Return to Table of Contents](#)

#### Accounting

Balance Sheet Classification	Book Value	Market Value
Cash & Cash Equivalents	19,144,839.36	19,144,839.36
Short Term Investments	42,536,368.19	42,460,727.50
Long Term Investments	55,674,037.95	55,717,240.00
Accrued Interest Receivable	898,124.34	898,124.34
Equity	0.00	0.00
Alternative Investments	0.00	0.00
<b>Total</b>	<b>118,253,369.84</b>	<b>118,220,931.20</b>

Unrealized Gain/Loss	Value
Beginning Unrealized Gain/Loss	433,680.67
Unrealized Gain	140,366.73
Unrealized Loss	-172,805.37
<b>Net Unrealized Gain/Loss</b>	<b>-32,438.64</b>
Change Unrealized Gain/Loss	-466,119.31

Interest Income Detail	Tax Exempt	Taxable
Beginning Accrued	0.00	853,639.60
Purchased Accrued	0.00	0.00
Sold Accrued	0.00	0.00
Coupons Received	0.00	309,483.58
Equity Dividends Received	0.00	0.00
Interest Accrued in Period	0.00	353,968.32
Other Income	0.00	0.00
<b>Interest Income Total</b>	<b>0.00</b>	<b>353,968.32</b>
Ending Accrued	0.00	898,124.34

Amortization/Accretion	Tax Exempt	Taxable
Beginning Amortized Cost	0.00	117,013,118.91
Purchases	0.00	6,354,259.88
Sales	0.00	6,032,843.80
Ending Amortized Cost	0.00	117,355,245.50
<b>Amortization/Accretion</b>	<b>0.00</b>	<b>65,486.81</b>

Realized Gain/Loss	Value
Realized Gain	0.00
Realized Loss	0.00
Realized Impairment Loss	0.00
<b>Net Realized Gain/Loss</b>	<b>0.00</b>
<b>Impairment Reversals</b>	<b>-32,843.80</b>

#### Performance

Summary	Actual	Annualized
Income Return	0.33%	3.95%
Price Return	-0.39%	-4.54%
<b>Total Return</b>	<b>-0.06%</b>	<b>-0.75%</b>

Market Value	Value
Daily Average Market Value	118,171,992.08
Beginning Market Value	118,300,439.18
Ending Market Value	118,220,931.20
<b>Change in Market Value</b>	<b>-79,507.98</b>

#### Transactions

Purchases/Sales/Maturities/Redemptions	Purchases	Sales	Maturities	Redemptions
Cash & Cash Equivalents	-6,354,259.88	32,843.80	0.00	0.00
Short Term Marketable Securities	0.00	0.00	6,000,000.00	0.00
Long Term Marketable Securities	0.00	0.00	0.00	0.00
Equities	0.00	0.00	0.00	0.00
Funds	0.00	0.00	0.00	0.00
Alternative Investments	0.00	0.00	0.00	0.00
<b>Total</b>	<b>-6,354,259.88</b>	<b>32,843.80</b>	<b>6,000,000.00</b>	<b>0.00</b>

Cash Transfers	Value
Cash Transfers	0.00

Security Transfers	Value
Transfers In	0.00
Accrued Transfers In	0.00
Transfers Out	0.00
Accrued Transfers Out	0.00
<b>Total</b>	<b>0.00</b>

#### Risk

Summary	Value
Purchase Yield	3.871
Duration (Years)	0.880
Duration (Days)	321
WAM (Effective)	0.924
WAM (Days)	337.000
Avg Credit Rating	AAA/Aaa/AAA

Duration	Value
0-90 Days	22.98
90-180 Days	9.47
180-365 Days	23.35
1-2 Years	40.86
Over 2 Years	3.34

Credit Ratings	Value
AAA/Aaa	100.00
AA/Aa	0.00
A/A	0.00
BBB/Baa	0.00
Non-Invest	0.00
Not Rated	0.00

Sectors	Value
Cash	16.19
Government	75.28
Agency	1.89
Municipal	0.00
Corporate	6.64
Asset Backed	0.00
Mortgage Backed	0.00
Equity	0.00



**FORT COLLINS - LOVELAND WATER DISTRICT  
SCHEDULE OF REVENUE AND EXPENDITURES -  
BUDGET vs ACTUAL**

	Approved Budget	Actual - Budgetary Basis	Variance Under Budget (Over Budget)	Percentage of Budget
<b>Revenue</b>				
<b>Operating Revenue</b>				
Metered revenue	\$ 17,374,088	\$ 16,489,617	\$ 884,471	94.91%
Water sales - construction	475,000	378,904	96,096	79.77%
Town of Windsor	466,438	507,019	(40,581)	108.70%
Water rental	200,000	427,645	(227,645)	213.82%
Miscellaneous income	175,000	200,412	(25,412)	114.52%
Property Tax (1.500 mills)	1,706,955	1,874,787	(167,833)	109.83%
<b>Total operating revenue</b>	<b>20,397,481</b>	<b>19,878,384</b>	<b>(519,096)</b>	<b>97.46%</b>
<b>Non-Operating Revenue</b>				
Interest on investments	2,600,000	5,032,722	(2,432,722)	193.57%
Tap fees (water)	19,200,000	15,881,285	3,318,715	82.72%
Tap fees (PIF)	6,800,000	5,991,389	808,611	88.11%
Meter fees	166,000	158,755	7,245	95.64%
Inclusion fees	-	839	839	0.00%
<b>Total non-operating revenue</b>	<b>28,766,000</b>	<b>27,064,990</b>	<b>(1,701,010)</b>	<b>94.09%</b>
<b>Total revenue</b>	<b>49,163,481</b>	<b>46,943,375</b>	<b>(2,220,106)</b>	<b>95.48%</b>
<b>Expenses</b>				
<b>Source and Treatment</b>				
Assessments	1,650,000	1,245,947	404,053	75.51%
Soldier Canyon	3,230,151	2,663,945	566,206	82.47%
City of Loveland	30,000	1,743	28,257	5.81%
City of Fort Collins - Water Sale IGA	2,606,954	2,103,312	503,642	80.68%
Other water districts	15,000	30,163	(15,163)	201.08%
Water resource consulting	30,000	5,920	24,080	19.73%
Utilities - Farm	-	3,373	(3,373)	0.00%
R & M - Farm	-	56,602	(56,602)	0.00%
<b>Total source and treatment</b>	<b>7,562,105</b>	<b>6,111,004</b>	<b>1,451,101</b>	<b>80.81%</b>
<b>Personnel</b>				
Wages	3,860,000	2,779,886	1,080,114	72.02%
Overtime & on-call pay	96,500	124,841	(28,341)	129.37%
Payroll taxes	308,800	224,896	83,904	72.83%



**FORT COLLINS - LOVELAND WATER DISTRICT  
SCHEDULE OF REVENUE AND EXPENDITURES -  
BUDGET vs ACTUAL**

	Approved Budget	Actual - Budgetary Basis	Variance Under Budget (Over Budget)	Percentage of Budget
Medical insurance	452,542	503,309	(50,768)	111.22%
Life insurance	57,000	52,550	4,450	92.19%
Retirement	231,600	157,857	73,743	68.16%
Worker's compensation ins	15,000	25,380	(10,380)	169.20%
Education & training	60,000	18,249	41,751	30.41%
Cell phone service	16,000	17,409	(1,409)	108.81%
Safety program	26,000	18,817	7,183	72.37%
Uniforms	15,000	7,290	7,710	48.60%
Employee awards & recognition	6,500	13,892	(7,392)	213.72%
Recruiting & onboarding	5,000	4,372	628	87.44%
Dues & subscriptions	2,000	1,775	226	88.73%
Travel	1,000	242	758	24.18%
<b>Total personnel</b>	<b>5,152,942</b>	<b>3,950,763</b>	<b>1,202,178</b>	<b>76.67%</b>
<b>Engineering</b>				
Consulting	235,000	93,306	141,694	39.70%
Fuel	6,000	6,479	(479)	107.99%
Miscellaneous	1,500	2,008	(508)	133.84%
R & M - equipment	10,000	1,753	8,247	17.53%
R & M - vehicles	4,000	5,410	(1,410)	135.25%
Software maintenance	56,160	43,058	13,102	76.67%
Supplies	6,000	8,955	(2,955)	149.24%
<b>Total engineering</b>	<b>318,660</b>	<b>160,968</b>	<b>157,692</b>	<b>50.51%</b>
<b>Operations</b>				
R & M - lines & equipment	415,000	401,031	13,969	96.63%
R & M - tanks	160,000	233	159,767	0.15%
Fuel	40,000	25,979	14,021	64.95%
Office supplies	2,000	252	1,748	12.62%
R & M - vehicles	45,000	48,854	(3,854)	108.56%
Supplies	10,000	36,415	(26,415)	364.15%
Utilities - pump stations	250,000	284,408	(34,408)	113.76%
Potholing	50,000	43,915	6,085	87.83%
R & M - remote facilities	220,000	17,867	202,133	8.12%
Telemetry	112,200	119,141	(6,941)	106.19%
Consulting	60,000	-	60,000	0.00%



**FORT COLLINS - LOVELAND WATER DISTRICT  
SCHEDULE OF REVENUE AND EXPENDITURES -  
BUDGET vs ACTUAL**

	Approved Budget	Actual - Budgetary Basis	Variance Under Budget (Over Budget)	Percentage of Budget
Software maintenance	24,500	12,669	11,831	51.71%
Total operations	1,388,700	990,763	397,937	71.34%
<b>Business office</b>				
Bank service charges	45,000	28,651	16,349	63.67%
Miscellaneous expense	500	-	500	0.00%
On-line bill processing	125,000	105,336	19,664	84.27%
Payroll processing	13,000	9,164	3,836	70.50%
Postage	71,000	75,386	(4,386)	106.18%
Printing	46,000	51,598	(5,598)	112.17%
Publications & notices	1,000	281	719	28.08%
R & M - office equipment	11,000	3,682	7,318	33.47%
Software maintenance	90,000	54,404	35,596	60.45%
Supplies	19,000	15,465	3,535	81.39%
Consulting	136,200	237,753	(101,553)	174.56%
Customer relations	6,000	5,282	718	88.03%
Water conservation	100,000	36,214	63,786	36.21%
Meter hosting service	50,000	49,156	844	98.31%
Water quality testing	45,000	35,403	9,597	78.67%
Utility locates	30,000	38,595	(8,595)	128.65%
Fuel	13,000	9,727	3,273	74.82%
R & M - vehicles	4,000	1,382	2,618	34.56%
Total business office	805,700	757,477	48,223	94.01%
<b>IT and data</b>				
Consulting	596,000	333,535	262,465	55.96%
Security	25,525	26,155	(630)	102.47%
Telephone	25,000	25,844	(844)	103.38%
Software renewal and maintenance	17,100	6,659	10,441	38.94%
Supplies	1,000	465	535	46.53%
Total IT and data	664,625	392,658	271,967	59.08%



**FORT COLLINS - LOVELAND WATER DISTRICT  
SCHEDULE OF REVENUE AND EXPENDITURES -  
BUDGET vs ACTUAL**

	Approved Budget	Actual - Budgetary Basis	Variance Under Budget (Over Budget)	Percentage of Budget
<b>Human resources</b>				
Consulting	30,000	-	30,000	0.00%
Software renewal and maintenance	1,200	-	1,200	0.00%
Supplies	3,000	196	2,804	6.53%
<b>Total human resources</b>	<b>34,200</b>	<b>196</b>	<b>34,004</b>	<b>0.57%</b>
<b>Administration</b>				
Directors' fees	14,400	8,400	6,000	58.33%
Directors' payroll taxes	1,150	659	491	57.34%
Directors' expense	15,000	21,234	(6,234)	141.56%
Audit & consulting fees	27,500	27,633	(133)	100.48%
Collection fees	18,748	35,609	(16,861)	189.94%
Consulting services	50,000	8,576	41,424	17.15%
Contingency	15,000	9,883	5,117	65.89%
Dues & subscriptions	13,950	14,135	(185)	101.33%
Insurance - liability	78,480	136,700	(58,220)	174.18%
Insurance - property	120,042	106,770	13,272	88.94%
Janitorial service	20,000	18,462	1,538	92.31%
Legal	250,000	224,275	25,725	89.71%
Miscellaneous expenses	100	0	100	0.44%
R & M - administration building	250,000	43,940	206,060	17.58%
Utilities - admin building	40,000	25,652	14,348	64.13%
Fuel	7,000	3,544	3,456	50.63%
R & M - vehicles	4,000	615	3,385	15.37%
Leased office space	80,400	58,333	22,067	72.55%
<b>Total administration</b>	<b>1,005,770</b>	<b>744,423</b>	<b>261,347</b>	<b>74.02%</b>
<b>Operating expenses before operating capital replacement</b>	<b>16,932,702</b>	<b>13,108,252</b>	<b>3,824,449</b>	
<b>Operating income (loss) before operating capital replacement</b>	<b>3,464,779</b>	<b>6,770,132</b>	<b>(3,305,353)</b>	
<b>Operating Capital Replacement</b>				
Source & treatment - operating	910,000	201,375	708,625	22.13%
Meters - operating	299,650	448,564	(148,914)	149.70%
Distribution - operating	12,078,000	1,607,223	10,470,777	13.31%
Operations equipment	316,700	196,533	120,167	62.06%



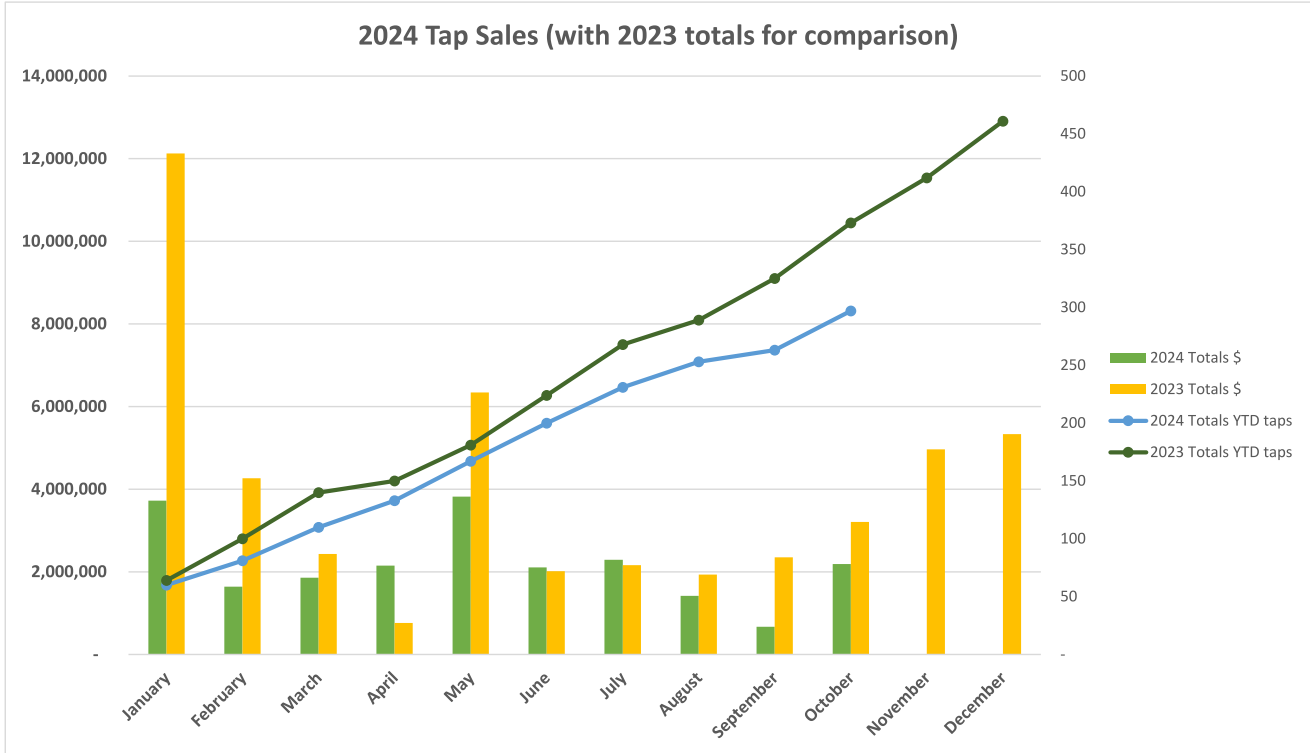
**FORT COLLINS - LOVELAND WATER DISTRICT  
SCHEDULE OF REVENUE AND EXPENDITURES -  
BUDGET vs ACTUAL**

	Approved Budget	Actual - Budgetary Basis	Variance Under Budget (Over Budget)	Percentage of Budget
Office & engineering equipment	292,000	144,635	147,365	49.53%
Building improvements - operating	1,110,000	16,939	1,093,061	1.53%
<b>Total operating capital replacement</b>	<b>15,006,350</b>	<b>2,615,270</b>	<b>12,391,080</b>	<b>17.43%</b>
<b>Total operating expenses</b>	<b>31,939,052</b>	<b>15,723,522</b>	<b>16,215,530</b>	<b>49.23%</b>
Operating income (loss)	(11,541,571)	4,154,862	(15,696,433)	
<b>Non-Operating Expenses</b>				
<i>DEBT RELATED EXPENSES</i>				
Interest on CWCB notes	5,597	5,596	1	99.99%
Debt service - CWCB notes	11,989	11,989	-	100.00%
Interest on bonds (2023 issue)	3,594,792	3,594,792	0	100.00%
Debt service - 2023 issue	3,070,000	3,070,000	-	100.00%
<i>CAPITAL PURCHASES &amp; PROJECTS</i>				
Source & treatment	2,350,000	11,260	2,338,740	0.48%
Water projects / acquisitions	15,915,000	138,576,702	(122,661,702)	870.73%
Water storage	2,615,100	2,321,634	293,466	88.78%
Meters	498,800	449,469	49,331	90.11%
Distribution	54,010,000	13,397,631	40,612,369	24.81%
<i>CLRWTA EXPENSES</i>				
Contract support	-	50,004	(50,004)	0.00%
Legal	-	32,778	(32,778)	0.00%
Marketing & public relations - no cost share with partners	-	33,144	(33,144)	0.00%
Dues & subscriptions	-	341	(341)	0.00%
CLRWTA annual operating expense - FCLWD only	-	68,923	(68,923)	0.00%
Water line transmission design & construction	-	102,660	(102,660)	0.00%
<b>Total non-operating expenses</b>	<b>82,071,278</b>	<b>161,726,924</b>	<b>(79,655,646)</b>	<b>197.06%</b>
<b>Total expenses</b>	<b>114,010,330</b>	<b>177,450,446</b>	<b>(63,440,116)</b>	<b>155.64%</b>
Nonoperating income (loss)	(53,305,278)	(134,661,934)	81,356,656	
<b>Net Income (Loss)</b>	<b>\$ (64,846,849)</b>	<b>\$ (130,507,071)</b>	<b>\$ (65,660,222)</b>	



October 31, 2024

Tap Sales



	Water Purchased		Water Provided		City Water		2024 Totals			2023 Totals		
	# of taps	\$	# of taps	\$	# of taps	\$	# of taps	\$	YTD taps	# of taps	\$	YTD taps
January	59	3,710,125	1	13,021	-	-	60	3,723,146	60	64	12,125,631	64
February	21	1,642,400	-	-	-	-	21	1,642,400	81	36	4,266,293	100
March	29	1,855,560	-	-	-	-	29	1,855,560	110	40	2,430,549	140
April	23	2,149,968	-	-	-	-	23	2,149,968	133	10	759,955	150
May	34	3,821,240	-	-	-	-	34	3,821,240	167	31	6,339,743	181
June	33	2,109,760	-	-	-	-	33	2,109,760	200	43	2,013,068	224
July	31	2,293,000	-	-	-	-	31	2,293,000	231	44	2,160,416	268
August	22	1,418,120	-	-	-	-	22	1,418,120	253	21	1,933,897	289
September	10	670,920	-	-	-	-	10	670,920	263	36	2,353,585	325
October	32	2,154,560	2	34,000	-	-	34	2,188,560	297	48	3,208,643	373
November			-	-	-	-	-	-	-	39	4,965,457	412
December			-	-	-	-	-	-	-	49	5,332,087	461
Totals	294	21,825,653	3	47,021	-	-	297	21,872,674		461	47,889,322	

DISTRICT TAP TOTAL 20,454

**FORT COLLINS-LOVELAND WATER DISTRICT  
DISTRIBUTIONS  
October 2024**

<b>Check #</b>	<b>Issues To</b>	<b>Description</b>	<b>Amount</b>
93444	JAMES BORLAND	DIRECTORS' FEES	92.35
93445	WILLIAM DIETERICH	DIRECTORS' FEES	92.35
93446	PETER O'NEILL	DIRECTORS' FEES	92.35
93447	STEPHEN W SMITH	DIRECTORS' FEES	92.35
93448	DENIS SYMES	DIRECTORS' FEES	92.35
93449 - 93465	CUSTOMER REFUNDS	OVERPAYMENT REFUNDS	2,487.87
93466	4 RIVERS EQUIPMENT, LLC	SERVICE JOHN DEERE - VIN: 1DW444KHPKF696364	870.77
93467	AMAZON CAPITALSERVICES	PATIO CHAIR CUSHIONS, KEYBOARD AND MOUSE PAD	235.92
93468	ARC, INC.	JANITORIAL SERVICES - 5150 SNEAD AND TRAILERS	1,145.03
93469	A-Z SAFETY SUPPLY	SNEAD FIRST AID REFILL	24.69
93470	BLUE MARGIN, INC.	MDS MONTHLY SUBSCRIPTION	10,000.00
93471	THE JAMAR COMPANY	PREVENTATIVE MAINTENANCE, HVAC	1,629.88
93472	CONVERGINT TECHNOLOGIES LLC	2024 ANNUAL FIRE MONITORING RENEWAL	846.00
93473	CORE & MAIN LP	3 PVC PIPE PE 20' - S. TIMBERLINE, STAINLESS STEEL STRAPS, POLYWRAP CLR - 6-8 DIP 8MIL PERF 22', ALPHA 4 CPLG EPXY, R&M MISC PRODUCTS	9,087.50
93474	EMILY COWLES	MILEAGE - ESRI - LOUISVILLE, MILEAGE - GIS IN THE ROCKES, PARKING - GIS IN THE ROCKIES	180.16
93475	CTL THOMPSON INC	WESTERN BACKBONE - PHASE II - PROSPECT & CEDARWOOD, ZONE 5 - HORSETOOTH-PHASE II	12,492.50
93476	DATA WEST	WEBSHARE EMAILS	4,327.60
93477	DATAPRINT SERVICES, LLC	POSTAGE FOR FCLWD, PRINTING FOR FCLWD	2,218.16



**FORT COLLINS-LOVELAND WATER DISTRICT  
DISTRIBUTIONS  
October 2024**

<b>Check #</b>	<b>Issues To</b>	<b>Description</b>	<b>Amount</b>
93478	EANALYTICS LABORATORY LLC	WATER QUALITY TESTING - ZONE 5 PHASE II, WATER QUALITY TESTING - ZONE 5 PHASE II	140.00
93479	FORT COLLINS WINLECTRIC	HBLFRGY HUBBELL - TAFT, HBLFRGY HUBBELL - RGWT, SNEAD REPAIRS - THHN 6 BLACK WIRE, SNEAD REPAIRS - THHN 6 GREEN WIRE, SNEAD REPAIRS - MTL 2 GANG BLANK WP GRAY, SNEAD REPAIRS - 30-454 BLUE TW WIRE NUT	219.72
93480	FIRSTBANK	ALKIRE FARM DINNER, BOOKS FOR CYBERSECURITY, CSM RENEWAL 2024, GIS CONFERENCE, ROOM FOR SDA, BIRTHDAY CAKE, BUSINESS OFFICE MEETING, DINNER FOR CREW, FCLWD SWAG, KITCHEN SUPPLIES, OUTREACH BANNER, SAFETY COMMITTEE BREAKFAST, ENGINEERING OFFICE DRINKS & SNACKS, JAW LOCKING PLIER, KITCHEN SUPPLIES, R&M SUPPLIES, FCLWD LOGO STICKERS, MARKETING EMAIL SERVICE, MONTHLY WEBSITE MONITORING/UPDATE SERVICE, START UP DIGITAL PLATFORM, FACEBOOK ADS, OUTREACH BANNER, BOARD MEMBER IT SUPPORT MEMBERSHIP, BOARD DINNER, ROOM FOR SDA, SDA DINNER WITH BOARD, AWWA UTILITY BENCHMARKING, GOPRO BATTERY, CONNELL CREW LUNCH, DRINKS FOR CREW	8,950.74
93481	VOID	VOID	0.00
93482	VOID	VOID	0.00

**FORT COLLINS-LOVELAND WATER DISTRICT  
DISTRIBUTIONS  
October 2024**

<b>Check #</b>	<b>Issues To</b>	<b>Description</b>	<b>Amount</b>
93483	FORT COLLINS CONNEXION	INTERNET SERVICE FOR SNEAD	429.90
93484	FRONT RANGE RAYNOR	SHOP DOOR REPAIR	181.00
93485	FRONTIER PRINTING	FINAL BILL STATIONARY, DOOR HANGER NOTICES	1,740.00
93486	GRAY MATTER SYSTEMS, LLC	MONTHLY MAINTENANCE	7,400.00
93487	GREYSTONE TECHNOLOGY	TZ370 SONIC WALL APPLIANCE, TOTALCARE PREMIER, LICENSE FOR MS OFFICE 2021 FOR SCADA MACHINE	18,596.97
93488	HENSEL PHELPS CONSTRUCTION CO	LONGVIEW PUMP STATION - SITE INVESTIGATION, AIRPORT PUMP STATION - SITE INVESTIGATION	26,016.00
93489	HIXON MFG & SUPPLY CO	ADJUST LEVEL & MAN HOLE PULLER	70.48
93490	LIGHTFIELD ENTERPRISES	TRAFFIC CONTROL - 810 RIDGE W DR, WINDSOR	8,458.58
93491	LOVELAND FORD- LINCOLN	R&M_MAINTENANCE TRUCK_VIN: 1FDUF5HT4HEB14301	213.97
93492	MAXEY TRAILER SALES & TRUCK FITTING	DOT INSPECTION - BIG TEX - VIN: 16VDX1223H5068751	150.00
93493	MEDICINE FOR BUSINESS AND INDUSTRY	DOT SCREENING - KUNZIE, DOT SCREENING - GUERRA	75.00
93494	O'REILLY FIRST CALL	WIPER BLADES - TRUCK 1124 - VIN: 1FTMF1EP1PKE11742, LIGHT - DUMP TRUCK - VIN: 3HTGRSNT9GN216453	52.11
93495	PLEASENT VALLEY & LAKE CANAL CO.	ZONE 5 PH2 REIMBURSEMENT OF LEGAL & ENGINEERING FEES	3,492.00
93496	ROBERT HALF	TEMP AGENCY	3,864.79
93497	ROCKY MOUNTAIN BOTTLED WATER	5 GAL PURIFIED WATER	32.92
93498	SIMON	67 ROCK	2,082.49

**FORT COLLINS-LOVELAND WATER DISTRICT  
DISTRIBUTIONS  
October 2024**

<b>Check #</b>	<b>Issues To</b>	<b>Description</b>	<b>Amount</b>
93499	TST CONSULTING ENGINEERS, INC.	BUSS GROVE 24" WATERLINE	1,287.65
93500	UTILITY NOTIFICATION CENTER	RTL TRANSMISSIONS, POSITIVE RESPONSE RE-NOTIFICATION	2,801.88
93501	VERIZON CONNECT FLEET USA LLC	FLEET GPS SERVICES - FCLWD	727.45
93502	WESTERN STATES LAND SERVICES LL	CLRWTA TRANSMISSION LINE, TRILBY TANK EXPANSION - AS NEEDED REAL ESTATE SERVICES	1,571.17
93503	WEX BANK	ENGINEERING FUEL, OPERATIONS FUEL, ADMIN FUEL, OFFICE & FIELD SERVICES FUEL	4,443.91
93504	WILDROCK PUBLIC RELATIONS & MARKETING	CLRWTA HOURLY WORK, CLRWTA MONTHLY SERVICES, MICROSOFT 365 MONTHLY FEE, MONTHLY SERVICES, SEPTEMBER HOURLY WORK FOR TIMNATH CONSERVATION COMMUNICATIONS	13,391.68
93505	XEROX CORPORATION	BASE CHARGE, BLACK METER CHARGE, COLOR METER CHARGE	313.43
93506	ZULTYS, INC	PHONE SERVICE	829.26
93507 - 93526	CUSTOMER REFUNDS	OVERPAYMENT REFUNDS	3,123.19
93527	VOID	VOID	0.00
93528	VOID	VOID	0.00
93529	ANTHEM BC/BS	FCLWD MEDICAL COVERAGE	48,344.97
93530	BULLHIDE 4X4 AUTO ACCESSORIES	NEW TRUCK SETUP - TRUCK #1129 - VIN:1FTMF1LP2RKE78257	7,946.26
93531	COLORADO SPECIAL DISTRICTS POOL	ADD VEHICLE - 2024 FORD F-150 PICKUP #78257, UPDATE VEHICLE - 2012 FREIGHTLINER M2106 W/ VERMEER SKID VAC #F7716, ADD 2005 CUMMINS 350 KW DIESEL GENERATOR	722.00

**FORT COLLINS-LOVELAND WATER DISTRICT  
DISTRIBUTIONS  
October 2024**

<b>Check #</b>	<b>Issues To</b>	<b>Description</b>	<b>Amount</b>
93532	CONNELL RESOURCES	ZONE 5 - PH2 HORSETOOTH - 9/1/24-9/27/24, WESTERN BACKBONE PH 2B- 8/1/24-9/27/24, WESTERN BACKBONE PH 2A - 8/11/24-9/27/24	2,397,048.92
93533	CYBER74, LLC	TUNGSTEN COMPLETE - OCTOBER	5,250.00
93534	DANA KEPNER COMPANY	FORD 18" STAINLESS REPAIR CLAMP, 6" 150# RED RUBBER FULL FACE FLANGE BOLT PAK, FORD SERVICE INSULATORS, 520M MXU 1 PORT RADIOS, 2" C2 MEAS CHAMBER, 1" IPERL 3 WIRE TR/PL 1G	41,777.00
93535	DATAPRINT SERVICES, LLC	POSTAGE FOR FCLWD, PRINTING FOR FCLWD	2,917.56
93536	DISCOUNT TIRE	TIRES - TRUCK #1118 - VIN:1FTMF1EP5MKE55335	962.64
93537	FORT COLLINS WINLECTRIC	AIRPORT P.S. - 150-C60NBR ALLEN BRADLEY	1,590.00
93538	CITY OF FORT COLLINS NATURAL AREAS	TRILBY TANK - FEEDER LINE - APPLICATION FEE	5,000.00
93539	WILLIAM KILCOYNE	OFF DUTY OFFICER - 3 HOURS - OCT BOARD MEETING	162.00
93540	LARIMER COUNTY SOLID WASTE	RUBBLE COMMERCIAL	2,007.57
93541	YU MATSUI	OFF DUTY OFFICER ICE CREAM SOCIAL - ENGINEERING	162.00
93542	PRAIRIE MOUNTAIN MEDIA	NOTICE FOR BUDGET HEARING	21.12
93543	PROVIDENCE INFRASTRUCTURE CONSULTANTS	COBB LAKE WATER TRANSMISSION - 240004.00 - 9/11/24 & 10/03/24	49,121.47
93544	REPUBLIC SERVICES #642	WASTE SERVICES	268.22
93545	RESPEC COMPANY, LLC.	TRILBY TANK EXPANSION TO#04 - 70% DESIGN SERVICES	34,304.54
93546	TOWN OF PIERCE	WATER & SEWER AT 15470 WCR 88 3/4 PIERCE	175.00

**FORT COLLINS-LOVELAND WATER DISTRICT  
DISTRIBUTIONS  
October 2024**

<b>Check #</b>	<b>Issues To</b>	<b>Description</b>	<b>Amount</b>
93547	VESTIS	RESTROOM SERVICE, MAT NYLON/RUBBER, SCRAPER MAT, SERVICE CHARGE, LOGO MATS	278.50
93548	WATER SUPPLY AND STORAGE COMPANY	WSSC ASSESSMENTS	11,322.00
93549	WESTWATER RESEARCH LLC	MONTHLY RETAINER, WATER RESOURCE - CONSULTING	14,056.25
93550	ERB LAW, LLC	CLRWTA GENERAL LEGAL FEES	6,282.62
93551	CITY OF FORT COLLINS	HARMONY AND ROCK CREEK CONNECTIONS - 76.71 MG	228,127.87
93552	WW GRAINGER, INC.	PRY BAR - 17 INCH	53.71
93553	RESOURCE CENTRAL	SPRINKLER EVALUATIONS COMPLETED IN SEPTEMBER	2,562.00
93554	SMARTSHEET INC	ANNUAL RENEWAL	4,200.00
93555	CITY OF FORT COLLINS UTILITIES	ELECTRIC AT 1093 S OVERLAND TRL 536957-86382, ELECTRIC AT 3103 E HARMONY RD MASTER 364522-55780, ELECTRIC AT 5101 ZIEGLER RD PUMP 364522-81399	13,752.88
93556	JAMES BORLAND	DIRECTORS' FEES	92.35
93557	WILLIAM DIETERICH	DIRECTORS' FEES	92.35
93558	VOID	VOID	0.00
93559	STEPHEN W SMITH	DIRECTORS' FEES	92.35
93560	VOID	VOID	0.00
93561	BRUCE R & MICHELLE P EVANS	1 SHARE NPIC	250,000.00
93562	RYAN HOSTETLER	BROKER FEE - 1.5 SHARES NPIC (MILLER)	7,500.00
93563	MILLER LAND & LIVESTOCK OF NORTHERN CO	1.5 SHARES NPIC	375,000.00
93564	HUB ULRICH	1 SHARE NPIC	250,000.00
93565 - 93576	CUSTOMER REFUNDS	OVERPAYMENT REFUNDS	2,147.30

**FORT COLLINS-LOVELAND WATER DISTRICT  
DISTRIBUTIONS  
October 2024**

<b>Check #</b>	<b>Issues To</b>	<b>Description</b>	<b>Amount</b>
93577	ECO RETAINING WALLS	HYDRANT METER DEPOSIT REFUND	500.00
93578	MOUNTAIN CONSTRUCTION INC	HYDRANT METER DEPOSIT REFUND	500.00
93579	CICHOS CONSTRUCTIONS	HYDRANT METER DEPOSIT REFUND	500.00
93580	SURESHOT DRILLING, LLC	HYDRANT METER DEPOSIT REFUND	500.00
93581	WAYNE'S DIRT WORK INC	HYDRANT METER DEPOSIT REFUND	500.00
93582	TROY FORMING CONCRETE, INC.	HYDRANT METER DEPOSIT REFUND	500.00
93583	TEMPLE CONSTRUCTION CO	HYDRANT METER DEPOSIT REFUND	500.00
93584	CUSTOMER REFUNDS	OVERPAYMENT REFUNDS	375.76
93585	NORTH POUUDRE IRRIGATION CO	NPIC NEW CERTIFICATE FEE - MILLER LAND, NPIC NEW CERTIFICATE FEE - EVANS, NPIC NEW CERTIFICATE FEE - ULRICH	600.00
93586	ACE HARDWARE - FORT COLLINS	MILKHOUSE HEATER 1500W, CLOROX GERMICIDL, WOOD PROTECTOR CLEAR 1.2 GAL, STATE PAINTCARE GAL FEE, ACE BETTER ROLLER 3PK, TRAY LINERS	132.81
93587	ALLY UTILITY CONSULTING	SEPTEMBER WORK - MONTHLY MEETING	11,285.00
93588	AMAZON CAPITALSERVICES	KITCHEN FLOOR MATS, HAND SANITIZERS & ODOR ELIMINATORS, KITCHEN SUPPLIES, 8 FT FOLDING TABLES, TORK MATIC PAPER TOWELS	483.64
93589	AT & T MOBILITY	DISTRICT CELL PHONES & OTHER DEVICES, SECURITY, TELEMETRY	3,843.33

**FORT COLLINS-LOVELAND WATER DISTRICT  
DISTRIBUTIONS  
October 2024**

<b>Check #</b>	<b>Issues To</b>	<b>Description</b>	<b>Amount</b>
93590	AT&T MOBILITY - CC	PRIVATE APN SIM CARD	15.00
93591	BLUE MARGIN, INC.	AZURE DATA LAKE & ZULTY'S INTEGRATION	12,500.00
93592	CAPSTONE, INC.	SNEAD FACILITY IMPROVEMENTS - HUMBERT - GENERAL LABOR, TRILBY TANK EXPANSION - FEEDER PIPELINE - COST ESTIMATING SERVICES	16,949.80
93593	COBB LAKE REGIONAL WATER TREATMENT	PARTNER CONTRIBUTION FOR BUDGET YEAR 2024	68,923.25
93594	COLORADO SPECIAL DISTRICTS POOL	WORKERS' COMPENSATION - DEDUCTIBLE CLAIM BILLING	18.82
93595	COLORADO STATE TREASURY	UNCLAIMED PROPERTY SUBMITTED TO STATE FOR YEAR ENDING 2022-2023	3,699.77
93596	COLLINS COLE FLYNN WINN ULMER	FCLWD GENERAL LEGAL FEES	8,889.50
93597	CONNELL RESOURCES	ZONE 5 TRANSMISSION - PH2 - 8/1/24-9/30/24, WESTERN BACKBONE TRANSMISSION PH2.1 - 8/1/24-9/30/24, WESTERN BACKBONE TRANSMISSION - PH2 - 7/1/24-9/30/24, ZONE 5 - PHASE 2 HORSETOOTH - 9/1/24-9/24/24	36,250.00
93598	VOID	VOID	0.00
93599	DANA KEPNER COMPANY	3/4" IPERL 3 WIRE TR/PL 1G, IPERL CABLE, 3 WIRE, 6FT, 1-1/2" OMNI C2 METER	50,148.00
93600	DISCOUNTCELL, INC	TELEMETRY MODEM PEPLINK PRIMECARE ANNUAL SUBSCRIPTION	485.10
93601	EANALYTICS LABORATORY LLC	WATER QUALITY TESTING - LADERA, WATER QUALITY TESTING - LADERA	280.00

**FORT COLLINS-LOVELAND WATER DISTRICT  
DISTRIBUTIONS  
October 2024**

<b>Check #</b>	<b>Issues To</b>	<b>Description</b>	<b>Amount</b>
93602	FORT COLLINS COLORADOAN	RENEWAL SUBSCRIPTION	935.94
93603	CITY OF FORT COLLINS UTILITIES	ELECTRIC AT 4100 S TAFT HILL RD PUMP 334982-21042	4,538.50
93604	GANNETT COLORADO LOCALIQ	HEARING NOTICE	58.26
93605	GREYSTONE TECHNOLOGY	DELL PRECISION 3460 SFF DESKTOPS, PEN TEST REMEDIATION PROJECT, MS CLOUD SERVICES - SEPTEMBER, AZURE CLOUD SERVICES - SEPTEMBER	8,998.31
93606	HDR ENGINEERING INC.	DESKTOP ASSESSMENT CONSULTING SERVICES - 8/25/24- 9/28/24	1,170.00
93607	INSTITUTE FOR THE BUILT ENVIRONMENT	CLRWTA - TRANSMISSION - ALTERNATIVE PROJECT DELIVERY SYSTEM	3,446.00
93608	JAMES PEST CONTROL	PEST TREATMENT 10/7	75.00
93609	NCR PAYMENT SOLUTIONS, FL, LLC	CC & E-CHECK PROCESSING FEES	16,513.20
93610	KANSAS CITY LIFE	DENTAL BENEFITS	2,692.38
93611	LINCOLN FINANCIAL GROUP	LTD/STD/LIFE/ADD	4,765.16
93612	CITY OF LOVELAND	ELECTRIC AT 6900 N BOYD LAKE AVE 0050574-018998, ELECTRIC AT 3951 E COUNTY ROAD 30 0050574-039785, ELECTRIC AT 7450 E CROSSROADS BLVD TANK 0050574-019809	14,923.15
93613	LOVELAND FORD- LINCOLN	R&M - TRUCK #1122 - VIN: 1FTFX1E8XPKE12631	85.15
93614	LYONS GADDIS	FCLWD GENERAL LEGAL FEES	10,482.50
93615	VOID	VOID	0.00



**FORT COLLINS-LOVELAND WATER DISTRICT  
DISTRIBUTIONS  
October 2024**

<b>Check #</b>	<b>Issues To</b>	<b>Description</b>	<b>Amount</b>
93616	RAFTELIS	PROFESSIONAL FEES, TECHNOLOGY & COMMUNICATIONS CHARGE	4,907.50
93617	ROBERT HALF	TEMP AGENCY	3,514.28
93618	SANDERSON STEWART	AIRPORT TRANSMISSION - CONSTRUCTION	3,323.71
93619	SIMON	67 ROCK	422.50
93620	SOUTH FORT COLLINS SANITATION DISTRICT	SEWER AT 5150 SNEAD - 32621	152.50
93621	WILLIAMS SCOTSMAN, INC.	ADA/IBC STEPS W/ CANOPY, PROF ENTRANCE-STEPS W/ CANOPY, CONFERENCE TABLE 6FT X 3.5FT, DOOR STOP 3' ROUND TABLE	227.00
93622	XCEL ENERGY	ELECTRIC AT 15470 CR 88 3/4 PIERCE 53-0014890778-1	8.77
93623	ZAK GEORGE LANDSCAPING	CLEAN UP TEMPORARY WALKWAY - 5620 FOSSIL CREEK PKWY	940.00
93624 - 93642	CUSTOMER REFUNDS	OVERPAYMENT REFUNDS	3,604.15
93643	AFLAC	SUPPLEMENT INSURANCE - FCLWD	114.18
93644	AHEX TECHNOLOGIES	10% ADVANCE PAYMENT FOR WEBSITE DEVELOPMENT PROJECT	2,250.00
93645	ALL COPY PRODUCTS, INC.	KONICA MINOLTA BIZHUB PRINTER - OPERATIONS, OFFICE, ENGINEERING	1,515.32

**FORT COLLINS-LOVELAND WATER DISTRICT  
DISTRIBUTIONS  
October 2024**

<b>Check #</b>	<b>Issues To</b>	<b>Description</b>	<b>Amount</b>
93646	AMAZON CAPITALSERVICES	PAPER PLATES, PLASTICWARE, KUERIG DESCALER, COMPUTER MOUSE, PENCILS & SHARPIES, AIR FRESHENER, OFFICE SNACKS, KEURIG STARTER KIT & REPLACEMENT FILTER, WHITEBOARDS. MARKERS, MAGNETS, BLUE COPY PAPER & PAINTER TAPE, ERGO KEYBOARD FOR BOARDROOM, POPCORN SCOOP, NOTEBOOKS	556.54
93647	BECKER SAFETY & SUPPLY	UNIFORM - BEROLO, UNIFORM - VILLALOBOS, UNIFORM - PERKINS	207.00
93648	BRENNTAG PACIFIC, INC.	SODIUM HYPOCHLORITE 55 G DRUM, TRANSPORTATION SURCHARGE	365.60
93649	THE ESTATE OF TERRILY BRUTKE	1 SHARE OF NIPC	250,000.00
93650	CANDLELIGHT DINNER PLAYHOUSE, LLC	FINAL PAYMENT FOR BOARD CHRISTMAS	2,847.81
93651	CD ENGINEERING, INC.	DEVELOPMENT REVIEW AND SPECIFICATIONS UPDATE - PROJECT MANAGER	6,641.00
93652	CONSOLIDATED ELECTRICAL DISTRIBUTORS	CODING TAPE	39.76
93653	COLLINS COMMUNICATIONS	HORSETOOTH MOUNTAIN DMR REPEATER SERVICE	120.00
93654	CONNELL RESOURCES	HWY 392 WATERLINE LEAK REPAIR - 8/10/24-9/27/24	28,111.24
93655	CONVERGINT TECHNOLOGIES LLC	SNEAD SECURITY CAMERA MAINTENANCE, MAINTENANCE REMOTE SITES	2,032.50
93656	CORE & MAIN LP	R&M STOCK, 3" SADDLE, 3X3/4CC SADDLE, TAPT REP CLIP, 6" REPAIR CLAMP, 18" STEEL REPAIR CLAMP	7,154.47

**FORT COLLINS-LOVELAND WATER DISTRICT  
DISTRIBUTIONS  
October 2024**

<b>Check #</b>	<b>Issues To</b>	<b>Description</b>	<b>Amount</b>
93657	DANA KEPNER COMPANY	VALVE BOX DROP LID, 24" VB BOTTOM SECTION, 16" VB TOP SECTION, RISER RINGS, 3/4 RUBBER METER WASHERS, RUBBER GASKETS FOR METER COUPLINGS, CAST IRON TOP LID	2,690.78
93658	VOID	VOID	0.00
93659	DATAPRINT SERVICES, LLC	POSTAGE FOR FCLWD, PRINTING FOR FCLWD	3,470.77
93660	DITESCO	ZONE 5 - PH3 - 30% DESIGN - PROFESSIONAL SERVICES THROUGH 10/1/24	13,596.44
93661	EANALYTICS LABORATORY LLC	WATER QUALITY TESTING_BACKBONE 2B, WATER QUALITY_LADERA PHASE 2, WATER QUALITY METHOD EPA 160.2_ZONE 5 PHASE 2	254.00
93662	FORT COLLINS LOVELAND WATER DISTRICT	WATER AT 5150 SNEAD DR 02130000-01, WATER AT TIMNATH TANK 02455620-01, WATER AT 4100 S TAFT HILL RD 03327410-01	210.12
93663	FORT COLLINS WINLECTRIC	POWER INLET BOX AND RELIANCE, HUBBELL, SELF STICKING LOCKOUT LABEL	10,295.23
93664	VOID	VOID	0.00
93665	VOID	VOID	0.00
93666	CITY OF FORT COLLINS	W2024009 - WATER PROVIDED TO FCLWD CUSTOMERS, CHARGE FOR POTABLE WATER	82,177.68
93667	CITY OF FORT COLLINS - PERMITS	EXCAVATION PERMIT FEES - APPLICATION, EXCAVATION PERMIT FEES - INSPECTION	95.00
93668	FUZION FIELD SERVICES, LLC	PT MONTHLY RENTAL	120.00

**FORT COLLINS-LOVELAND WATER DISTRICT  
DISTRIBUTIONS  
October 2024**

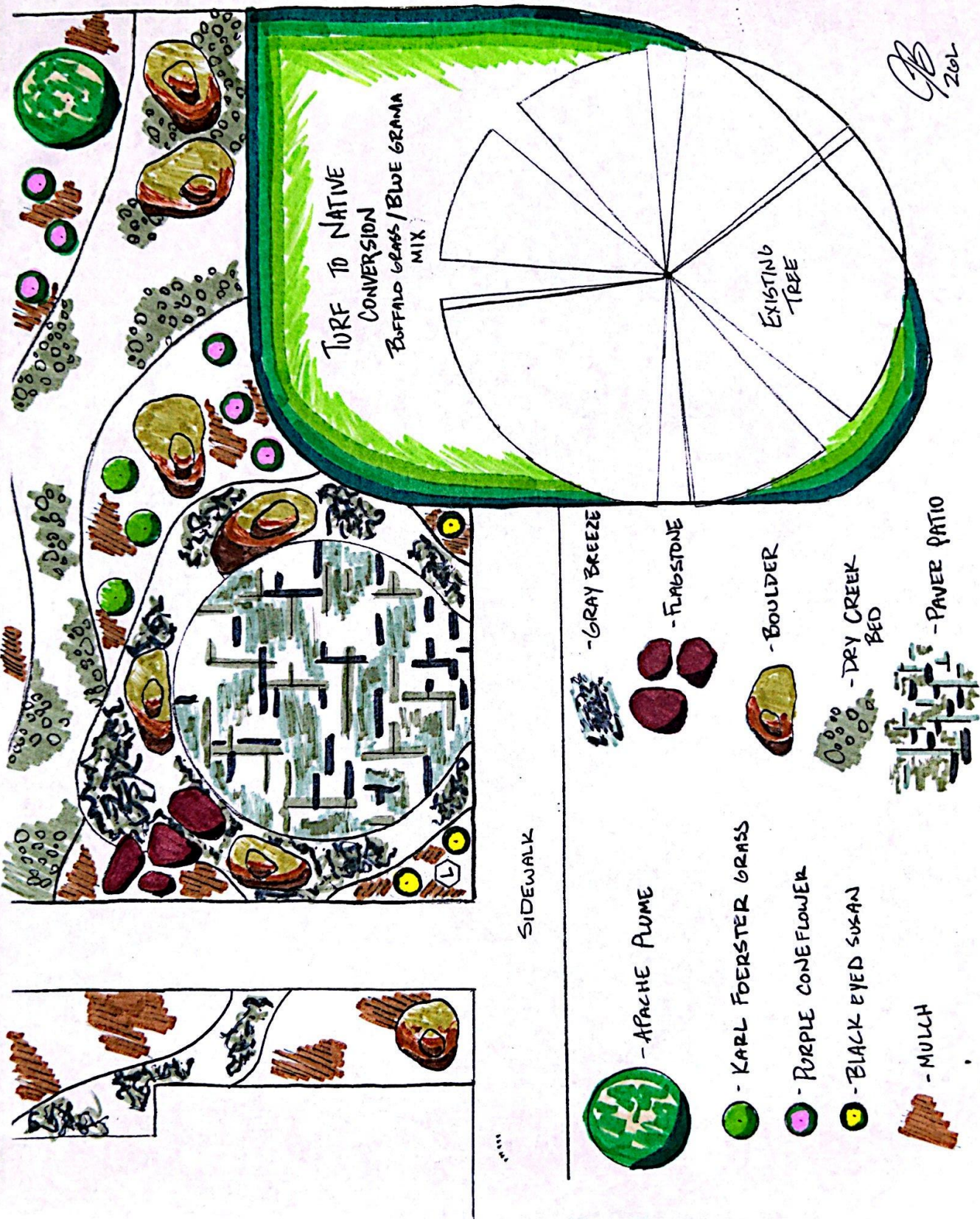
<b>Check #</b>	<b>Issues To</b>	<b>Description</b>	<b>Amount</b>
93669	WW GRAINGER, INC.	FLOOR TAPE, YELLOW, THREAD SEALANT TAPE, PRESSURE GAUGE, AIR VENT BRASS	717.78
93670	GREYSTONE TECHNOLOGY	ADOBE PRO LICENSE	102.16
93671	HDR ENGINEERING INC.	WESTERN BACKBONE PH3 - 8/25/24-9/28/24, WESTERN BACKBONE PH2 - 8/25/24-9/28/24, AIRPORT PUMP STATION - 8/25/24-9/28/24, LONGVIEW PUMP STATION - 8/25/24-9/28/24	271,261.96
93672	LIGHTFIELD ENTERPRISES	TRAFFIC CONTROL - 3113 S TAFT HILL RD	8,814.03
93673	CITY OF LOVELAND	ELECTRIC AT 150 W 71ST ST	638.63
93674	LOVELAND BARRICADE, LLC	TRAFFIC CONTROL - HARMONY RD & WHEATON AVE, TRAFFIC CONTROL - 3113 N TAFT HILL RD, TRAFFIC CONTROL - TIMBERLINE RD & CR30, TRAFFIC CONTROL - MATHESON & STONINGTON LANE	10,420.01
93675	LOVELAND FORD-LINCOLN	R&M - TRUCK #1121 - VIN: 1FTMF1EP6PKE12272	85.15
93676	MAXEY TRAILER SALES & TRUCK FITTING	LIFT GATE_TRUCK 1117_VIN: 1FTBF2B64KEG07660	4,860.00
93677	METRON-FARNIER, LLC	HYDRANT METER REPAIR KIT, ANTENNA-STUBBY	612.44
93678	MMS ENVIRONMENTAL LABS	TOTAL COLIFORM TESTING	1,820.00
93679	NORTH POUDDRE IRRIGATION CO	NIPC NEW CERTIFICATE FEE - THE ESTATE OF BRUTKE	200.00
93680	O'REILLY FIRST CALL	POWER INVERTER - MARTIN, AIR FRESHENERS, CAPSULE & MINI BULB_TRUCK 1100_VIN: 1FTSX21538EB256152	124.44

**FORT COLLINS-LOVELAND WATER DISTRICT  
DISTRIBUTIONS  
October 2024**

<b>Check #</b>	<b>Issues To</b>	<b>Description</b>	<b>Amount</b>
93681	POUDRE VALLEY REA 2389	ELECTRIC FOR IRRIGATION AT PIERCE FARM 2735003	29.05
93682	ROCKY MOUNTAIN BOTTLED WATER	5 GAL PURIFIED WATER, DELIVERY CHARGE	41.91
93683	SOLDIER CANYON WATER TREATMENT AUTHORITY	WATER PURCHASED, WATER RESOURCES	237,826.10
93684	VESTIS	RESTROOM SERVICE, MAT NYLON/RUBBER, SCRAPER MAT, SERVICE CHARGE, LOGO MATS	278.50
93685	ZAK GEORGE LANDSCAPING	WATER LINE REPAIR RECLAMATION - 5620 FOSSIL CREEK PKWY, RECLAMATION - 8220 S TIMBERLINE RD	5,545.00
93686 - 93705	CUSTOMER REFUNDS	OVERPAYMENT REFUNDS	2,805.45
93706	NORTH POUDRE IRRIGATION CO	NPIC NEW CERTIFICATE FEE - ROBINSON	200.00
93707	DORYA ROBINSON	1 SHARE OF NPIC	250,000.00
ACH	POUDRE VALLEY REA 2389	ELECTRIC AT 2890 W TRILBY RD 26641002	42.40
ACH	POUDRE VALLEY REA 2389	ELECTRIC AT 2110 TRILBY RD 26640002	538.98
ACH	POUDRE VALLEY REA 2389	ELECTRIC AT FOR 1970A COLORADO BLVD	41.05
ACH	POUDRE VALLEY REA 2389	ELECTRIC AT 8110 S CO RD 13 71884001	59.17
ACH	XCEL ENERGY	ELECTRIC AT 5800 E COUNTY ROAD 40 53-0011579801-8	742.29
ACH	XCEL ENERGY	ELECTRIC AT 7093 COUNTY ROAD 40 53-7839661-3	31.43
ACH	XCEL ENERGY	ELECTRIC AT 5575 E COUNTY ROAD 26 UNIT VLT 53-3134439-5	11.21
ACH	XCEL ENERGY	GAS AT 5150 SNEAD DR 53- 1987493-6	58.43
ACH	POUDRE VALLEY REA 2389	ELECTRIC AT 2738 W CO RD 38E- PUMP STATION 11264001	533.61

**FORT COLLINS-LOVELAND WATER DISTRICT  
DISTRIBUTIONS  
October 2024**

<b>Check #</b>	<b>Issues To</b>	<b>Description</b>	<b>Amount</b>
ACH	POUDRE VALLEY REA 2389	ELECTRIC AT 2890 W TRILBY RD 31254001	28.26
ACH	XCEL ENERGY	ELECTRIC AT 1170 S OVERLAND TRL BLDG 28/6 53-3079013-3	47.39
ACH	POUDRE VALLEY REA 2389	ELECTRIC FOR IRRIGATION AT PIERCE FARM	29.05
ACH	CITY OF FORT COLLINS UTILITIES	ELECTRIC AT 5603 S TIMBERLINE RD 357634-77715	44.96
ACH	CITY OF FORT COLLINS UTILITIES	ELECTRIC AT 2825 SKIMMERHORN ST PUMP 406938- 74821	53.06
ACH	CITY OF FORT COLLINS UTILITIES	ELECTRIC AT 6600 S COLLEGE AVE PUMP 364522-41764	49.79
ACH	CITY OF FORT COLLINS UTILITIES	ELECTRIC AT 5150 SNEAD DR 364522-46269	1,385.26
ACH	CITY OF FORT COLLINS UTILITIES	ELECTRIC AT 3211 ROCK CREEK DR 364522-97089	41.41
10/11/24	Payroll		139,286.63
10/11/24	Mission Square		14,287.73
10/25/24	Payroll		139,485.83
10/25/24	Mission Square		14,471.10
<b>Total</b>			<b>5,746,686.40</b>



# DIMENSIONS™

## 3-PIECE SYSTEM



CRISP, CLEAN LINES AND A SMOOTH, LINEAR SURFACE TO CREATE STUNNING CONTEMPORARY DESIGNS WITH MAXIMUM EFFICIENCY







# DIMENSIONS™


## 3-PIECE SYSTEM

CRISP, CLEAN LINES AND A SMOOTH, LINEAR SURFACE TO CREATE STUNNING CONTEMPORARY DESIGNS WITH MAXIMUM EFFICIENCY


### ✔ FEATURES & BENEFITS

- Smooth face with clean, crisp lines
- Maximized pallet layout for jobsite efficiencies
- Reduced cuts, installation time and waste
- Increased options for creative patterns
- Simplified quoting and design of projects
- Uniform dimensions compatible with other Dimensions paver sizes
- Sizing compatible with Origins™ stone-textured paver line

### 🔹 AVAILABLE COLORS



AMBER BEIGE (Dimensions 12 and 18 only)




ASPEN



RIO



SCANDINA GRAY






TOSCANA






VICTORIAN

### 📦 SHAPES & SIZES




#### DIMENSIONS 6

-  3 x 6 x 2 3/4
-  6 x 6 x 2 3/4
-  6 x 9 x 2 3/4

#### DIMENSIONS 12

-  6 x 12 x 2 3/4
-  12 x 12 x 2 3/4
-  12 x 18 x 2 3/4

#### DIMENSIONS 18

-  9 x 18 x 2 3/4
-  18 x 18 x 2 3/4
-  18 x 27 x 2 3/4



**We Make Life Better Through Landscaping**

**Estimate**

Contract No. - 18657 (v. 0)

October 25, 2024

**Submitted To:**

Fort Collins - Loveland Water District  
5150 Snead Dr  
Fort Collins, CO 80525

**Project**

FCLWD Main Office  
5150 Snead Dr  
Fort Collins, CO 80525

**Enhancements**

**Mobilization**

- Mobilize all equipment and trailers to jobsite
- Delivery of materials to jobsite by ZGL

**Demo of Unwanted Existing Landscape**

- Remove unwanted existing landscaping; remove all landscaping in the bed on east side of building outside wall on both sides of sidewalk; remove (5) dogwoods and approx. (5) junipers, 575 sq. ft. of existing mulch, fabric and drip irrigation
- Properly dispose of removed materials -recycle as much as possible
- Prep area for landscape renovation

**Shrub Planting**

- Dig hole and prep dirt with compost
- Plant (1) deciduous shrubs of a 5 gallon size; (1) Apache Plume
- All plants are to be placed according to the plan
- See warranty details

**Perennial Planting**

- Dig holes and prep dirt with compost
- Plant (3) grasses of a 1 gallon size; (3) Karl Foerster Feather Reed Grass
- Plant (9) perennials of a 1 gallon size; (3) 'Cheyenne Spirit' Coneflower, (3) Purple Coneflower, (3) Black Eyed Susan
- All plants are to be placed according to the plan
- See warranty details

**Mulch**

- Shredded cedar mulch to be installed at a 3" depth
- No weed barrier to be used unless requested by the client (for an additional charge)
- Approx. 240 sq. ft. of mulch

**Boulders**

- Install approximately (3.5) tons of accent boulders; (7) 1/2 ton boulders
- (3) boulders to be selected for seating style boulders around break area, (4) boulders to be accents to new landscape bed
- Boulders to be Aspen boulders
- Boulders to be partially buried to give a more natural appearance
- Boulders to be placed according to plan

**Irrigation**

- Attach and extend poly pipe from existing drip zone to new planting beds to ensure there are no leaks or unneeded drip emitters to plants that were removed
- Poly pipe to be pinned into the ground to prevent movement
- Install appropriate emitters for each plants recommended water amount

**Dry Creek Bed**

- Dig out 6" deep swale to create natural appearance
- Install 3.5 oz commercial grade weed barrier in the swale
- Install a mix of 5-12" cobble, 2-4" cobble, and 1.5" river rock in dry stream bed
- Dry stream bed to be approx. 165 sq. ft.

**Paver Patio**

- Excavate soil approximately 6-8" for new pavers and subsoil compacted
- Install Geo Textile fabric between existing soil and base to reduce contamination of materials
- Install approximately 4-6" of gravel and compact
- Install 2" of 3/8 chip for pavers to set on
- Hand install Belgard Dimensions 12 pavers on top of chip gravel; pavers to be Rio color
- Compact pavers and install polymeric sand for an even finish after completion
- Patio to be approximately 135 sq. ft.; patio to be cut to circle with approx. 12 ft diameter with short walkway to meet with sidewalk; patio to help ensure ADA compliance
- See contract for warranty details

**Breeze Pathway**

- Gray breeze pathway to be installed around paver patio to extend useful space of break area and extend to other side of sidewalk to connect design elements
- Install rolled top galvanized metal edging on either side of the pathway
- Edging to be pinned down to keep breeze and other materials separate
- Install 3.5 oz commercial grade weed barrier under the pathway
- Breeze pathway to be installed at a 3" depth and compacted with plate tamper

**Flagstone Pathway**

- Colorado red flagstone steppers to be approx. 20" x 20" and 1 3/4" thick to create small path to connect wall gate to break space
- Flagstone steppers to be recessed into landscape material and placed on breeze to prevent movement
- Steppers are to be placed to mimic natural step length (approx. 6-9" spacing)

**Native Seeding**

- Convert bluegrass turf near break area to native grass area
- Glyphosate to be used to kill off existing turf
- Mow dead grass low and aerate area to prep for installation of seed
- Drill seed approx. 620 sq. ft. of Buffalo grass/Blue Grama grass seed mix
- Irrigation programming to be amended for germination and establishment of new seed
- Hand pulling/spraying of weeds may be necessary during establishment period; no mowing to be done until fall when the new grass is dormant unless otherwise needed

**Job Site Clean Up**

- Clean up of landscaping during the project and after completion

<b>Service</b>	<b>Price</b>
Enhancements: Mobilization	\$610.00
Enhancements: Demo of Unwanted Existing Landscape	\$1,815.00
Enhancements: Shrub Planting	\$135.00
Enhancements: Perennial Planting	\$795.00
Enhancements: Mulch	\$460.00
Enhancements: Boulders	\$1,720.00
Enhancements: Irrigation	\$510.00
Enhancements: Dry Creek Bed	\$2,270.00
Enhancements: Paver Patio	\$5,120.00
Enhancements: Breeze Pathway	\$1,065.00
Enhancements: Flagstone Pathway	\$355.00
Enhancements: Native Seeding	\$790.00
Enhancements: Job Site Clean Up	\$425.00
<b>Project Total</b>	<b>\$16,070.00</b>

**Quoted prices good for 30 days after receipt of quote.**

**Plant Warranty:**

Zak George Landscaping warrants all plantings as follows:

- **Trees**
  - Planted from April 1 - August 15. Full 1 year one time warranty. Plant material only. Replacement labor at cost of client.
  - Planted from August 16 -March 31. 50% warranty on plant material. Replacement labor at cost of client. 100% warranty from time of planting if winter watering is conducted at additional cost by ZGL (4-8 times dependent on weather).
  - Spade planted trees are not warranted.
- **Shrubs**
  - Planted from March 15-Sept 30. Full 1 year one time warranty. Plant material only. Replacement labor at cost of client.
  - Planted from Oct 1- March 14 - 50% warranty on plant material. Replacement labor at cost of client. 100% warranty from time of planting if winter watering is conducted at additional cost by ZGL.
- **Grasses & perennials**
  - Planted from March 15-Sept 30. Full 1 year one time warranty. Plant material only. Replacement labor at cost of client.
  - Planted from Oct 1- March 14 - No Warranty

Replacement plants are not guaranteed. Warranty period commences at the time of install.

Zak George Landscaping reserves the right to void any/all warranty coverage due to neglect, not watering the plant, excessive moisture, or act of God. Warranty does not cover acts of nature, frost, freeze drought or acts of force. Warranty is void if customer provides false information.

**Payment:**

Payment is due, in full, thirty (30) days following the invoice date. By accepting this agreement, you agree to pay a charge of 2% per month with a minimum charge of \$5.00 per month on any amount not paid within 30 days of the invoice date, and you agree to pay any and all professional fees associated with any steps necessary to collect unpaid balances.

---

Zak George Landscaping

Date

FCLWD Main Office

Date

**What to Expect During the Transformation!**

References, Liability Insurance, Workers Compensation, Auto Liability documents available upon request

**Prior to starting** - Your ZGL representative is busy getting the materials lined up and ordered for project.

Schedules are being built and given to the project supervisor. The final details are being lined out on the plans. NOTE: We give each project 100% attention once we are on your project.

**Mobilization** - This is where the equipment and job trailers are moved to your project. This usually means that the construction will start within the next 24 hours. Most jobs have multiple pieces of equipment and one job trailer. Line locates are done around this same time to locate your utilities.

**Time to get dirty** - Remember that every project is unique, but there are similarities among jobs. At this point the demo will start. This is the dirtiest part of the project. We will have old materials going out and new materials coming in at the same time. We try to keep the streets and material storage areas as clean as we can but there are a lot of factors that play into each project. Our goal is to move things efficiently and effectively as we estimated. Please excuse our mess as we work through things.

**During the project** - You will find dirt on the sidewalks, dust, pipes sticking out of the ground, materials in the street or blocking part of the street depending on the project, so be careful. A section of fence may be taken out for access. Machinery, TRUCKS and trailers coming and going. Foot traffic, wheelbarrow and machinery traffic in the yard. Guys resting or taking a break and much more.

**Communication** - This is key to all parties. We at ZGL feel it is much easier to fix things along the way vs. waiting until the project is over. It saves everybody time. If at any time you need clarification or want to look at things let us know and somebody from ZGL would be happy to meet with you to discuss. Your ZGL representative will be working vigorously behind the scenes to keep the project moving along smoothly. Your ZGL representative will be making frequent visits to the project to ensure the project is running smooth and make any necessary changes. **Don't hesitate to contact or call us at any time through out the project.**

**Finished project** - Before the project is getting close to finishing your ZGL rep. will walk the project with the supervisor to discuss any possible changes. Once that is done a final walk through will be scheduled with the customer to walk you through your project and answer any questions. At this point ZGL looks to collect any outstanding monies from the project.

**Thank You For The Opportunity To Serve You!**



# WILDRØCK

PUBLIC RELATIONS & MARKETING

FORT COLLINS-LOVELAND WATER DISTRICT

## QUARTERLY COMMUNICATIONS UPDATE

November 2024

# Pop Quiz!





TRUE OR FALSE?

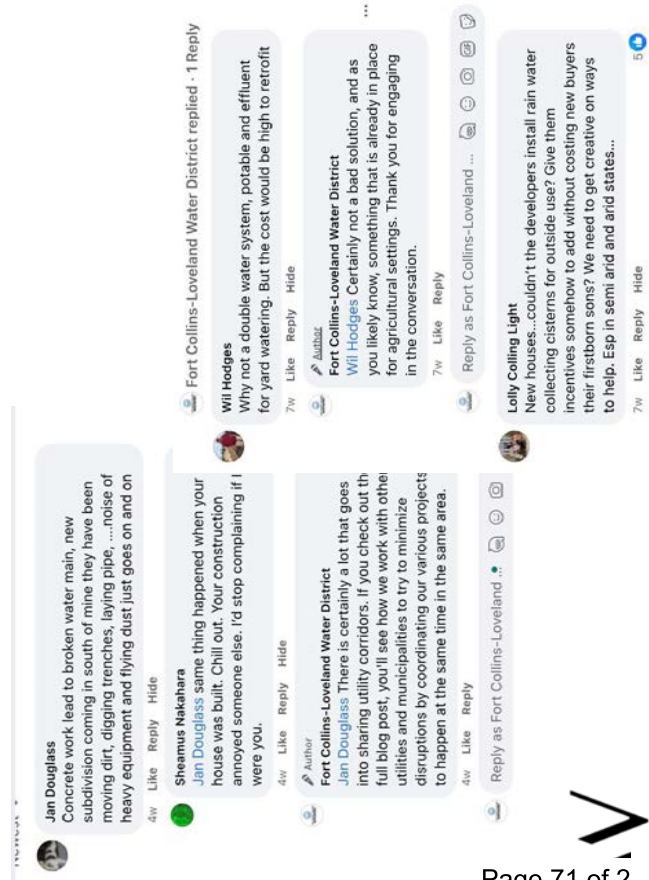
# The District has a Facebook, Instagram and Nextdoor presence

# TRUE

- The District has maintained an active presence on Facebook since 2018 and on Nextdoor since 2021. Instagram is new this year.
- The District regularly (3-4 times/week) shares tips, news, updates, notifications and more with its followers.
- This year, the District has received 631K+ impressions, 17.8K+ engagements and 2.4K link clicks.

# 2024 RECAP

- Posts on social media have covered everything from water conservation tips to promotions to crisis communications.
- Some of the top comments and questions received from followers:
  - Occasionally, people complain about perceived water restrictions, construction, etc., but many times, the community comes in to dispel misinformation,
  - Sometimes, the community chimes in with conservation ideas and questions about conservation.
  - Many people post comments with images with cats and dogs.



TRUE OR FALSE?

1

The District distributes a quarterly newsletter via email and print

# TRUE

- The District has maintained a regular quarterly newsletter since 2018 that's distributed electronically and printed/included with bills.
- The District also has the ability to send one-off emails as needed.
- The District's subscriber list currently includes 17.7K+ email contacts.
- This year, the District has maintained a 60% open rate and 1.3% click rate.

# 2024 RECAP

- Newsletter topics have included board of directors updates, rates, conservation philosophy and programs, water rights, capital projects, customer feedback surveys and more
- In addition to newsletters, one-off emails were also sent regarding the Soldier Canyon outage in July, Timnath watering restrictions over the summer, grant opportunities for HOAs and announcing CLRWTA.

TRUE OR FALSE?

The District distributes a billing insert twice per quarter to customers who receive printed bills

# TRUE

- The District has distributed two billing inserts every quarter to customers who receive a printed bill since 2020.
- The District also publishes the inserts on the website to ensure access to everyone.



# 2024 RECAP

- Billing insert topics have included installing a pressure-reducing valve, CLRWTA announcement, conservation programs, the annual water quality report, frost date vs. freeze date, facts about the District and rates updates.
- In addition to regular billing inserts, additional printed communications were distributed for the Timnath Watering Restrictions.

TRUE OR FALSE?

The District publishes a monthly blog on its website

- The District has published a blog every month since 2020.
- This year, the blog has received 5.3K+ views.




# 2024 RECAP

- Blog topics have included a CLRWTA announcement, education on water providers, Title 32/special district education, cybersecurity, water quality report, water rentals and our approach to water.
- The most popular blogs this year were:
  1. Tips for going out of town
  2. 2024 rates update
  3. Sharing utility corridors
  4. How do water rights work?
  5. 2024 capital projects

TRUE OR FALSE?

The District, when newsworthy and appropriate, distributes press releases and op-eds to local and regional news outlets?

- The District has engaged in proactive and reactive media outreach since 2018.



# 2024 RECAP

- This year, the District received 16 media placements covering construction projects, increased capacity at Soldier Canyon, and an op-ed from Stephen Smith about Smart Irrigation. Plus, another 10 for the CLRWTA announcement
- We have paused op-ed efforts due to to strategically preserve our customer attention for water supply and rate issues this fall. We actively monitor how much content we are pushing to our customers and gauge their responsiveness, so we don't become background noise in their feed

YTD EFFORTS RECAP

# How Are Communications Doing





# TOPICS WE'VE COVERED ACROSS CHANNELS

- **Rates**
  - **Irrigation & sprinklers**
    - Surveys for customer feedback
  - **Conservation tips**
    - Drought conservation process
    - Winter prep/sprinkler blowouts
    - Sharing utility corridors
    - Customer service week
- **CLRWTA**
  - **Conservation philosophy**
    - Hydrant flushing
    - Board of Directors
    - Updated mission
  - Who is your water provider?
  - Water rentals & agriculture
  - Water rights in Colorado
- **Capital projects & future planning**
  - **Resources from Resource Central & Northern Water**
    - Imagine a Day Without Water
    - Shower Better Month
    - Cybersecurity
    - Emergency phone number reminder
  - HOA grant opportunities
  - Xeriscaping vs. Zeroscaping
  - Backflow prevention
  - Snowpack
- **Conservation programs (Garden In a Box, Rachio, Slow the Flow)**
  - **Construction updates**
    - Title 32/ special district vs. local government
    - Community events (like HOA night out and Timnath Fall Festival)
  - Water Efficiency Plan
  - El Nino & La Nina
  - Water quotas
  - Mid-year rates update
  - Smart Irrigation Month
  - Customer feedback opportunities
  - Property insurance rates
  - Benefits of a PRV

# KPIS

Our primary objective is to produce and distribute high-quality, factual and relevant content. KPIS simply measure the effectiveness of channels where content is distributed.

2024 KPI	Performance to date
Facebook Follower Growth	+15%
Facebook Engagement Rate	5%
YoY Website Traffic	+10%
Email Open Rate	40%
Email Click Through Rate	3%
Earned Media Placements	7-10
	16

+25%

3.4%

+22%

56%

1.73%

LOOKING AHEAD

# 2024-2025 Communications

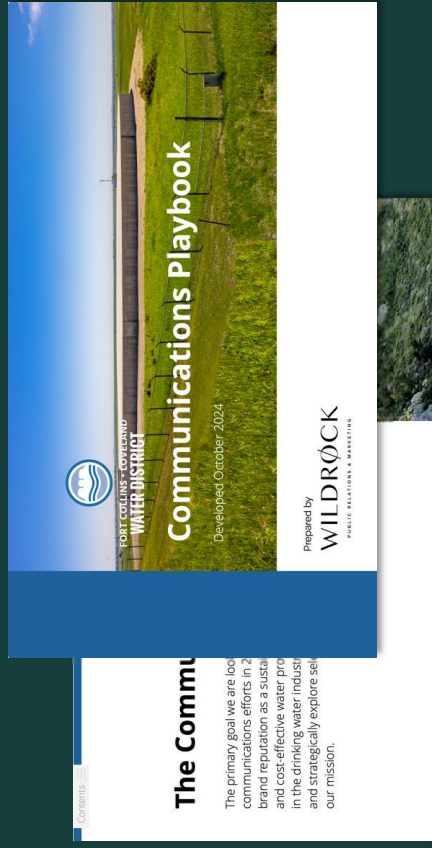


# STRATEGIC PLANNING

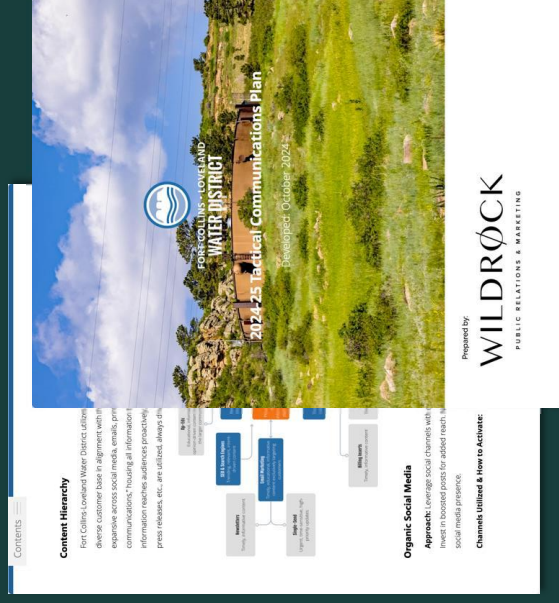
In September, we met with the FCLWD team to discuss the approach for communications in 2024-25.

This year, we had two sessions. One to discuss goals & objectives in the next year and another to discuss messaging and how we position the District.

Following the sessions, WildRock developed two deliverables to outline our approach to communications for FCLWD.




**The Commu**  
The primary goal we are looking for in our communications efforts in 2024-25 is to build brand reputation as a sustainable and cost-effective water provider in the drinking water industry and strategically explore solutions to support our mission.



# THE MARKETING VISION

The primary goal we are looking to achieve through communications efforts in 2024-25 is to continue solidifying our brand reputation as a sustainable, high-quality, secure, reliable and cost-effective water provider and further grow our credibility in the drinking water industry. We will optimize existing channels and strategically explore select new opportunities that align with our mission.



# THE STRATEGY

To achieve this goal, we will pursue a content marketing and thought leadership strategy that seeks to validate our industry expertise, educate customers, our service population and the general public about key messages and increase overall brand awareness.

# THE OBJECTIVES

Our primary objective is to produce and distribute high-quality, factual and relevant content (quality over quantity). To measure the effectiveness of the channels where this content will be distributed and to execute a successful content marketing and thought leadership strategy, we will:

**Expand communications efforts on the website through SEO and utilize other channels to direct back to the site** to position the website as the “hub” and increase traffic by 5% YOY.

**Optimize our current channels, including social media, the blog, the newsletter and billing inserts**, to increase our social media fan base by 10% and maintain a 3% social media engagement rate, 40% email open rate and 2% email click rate.

**Engage in proactive PR** to secure 2-3 media placements and ensure we are ready for future situations with a crisis communications plan.

**Extend our partnerships to become a trusted resource within the scope of our services** in the community with HOAs, municipalities, other special districts, etc., providing quiet excellence to customers and partners.

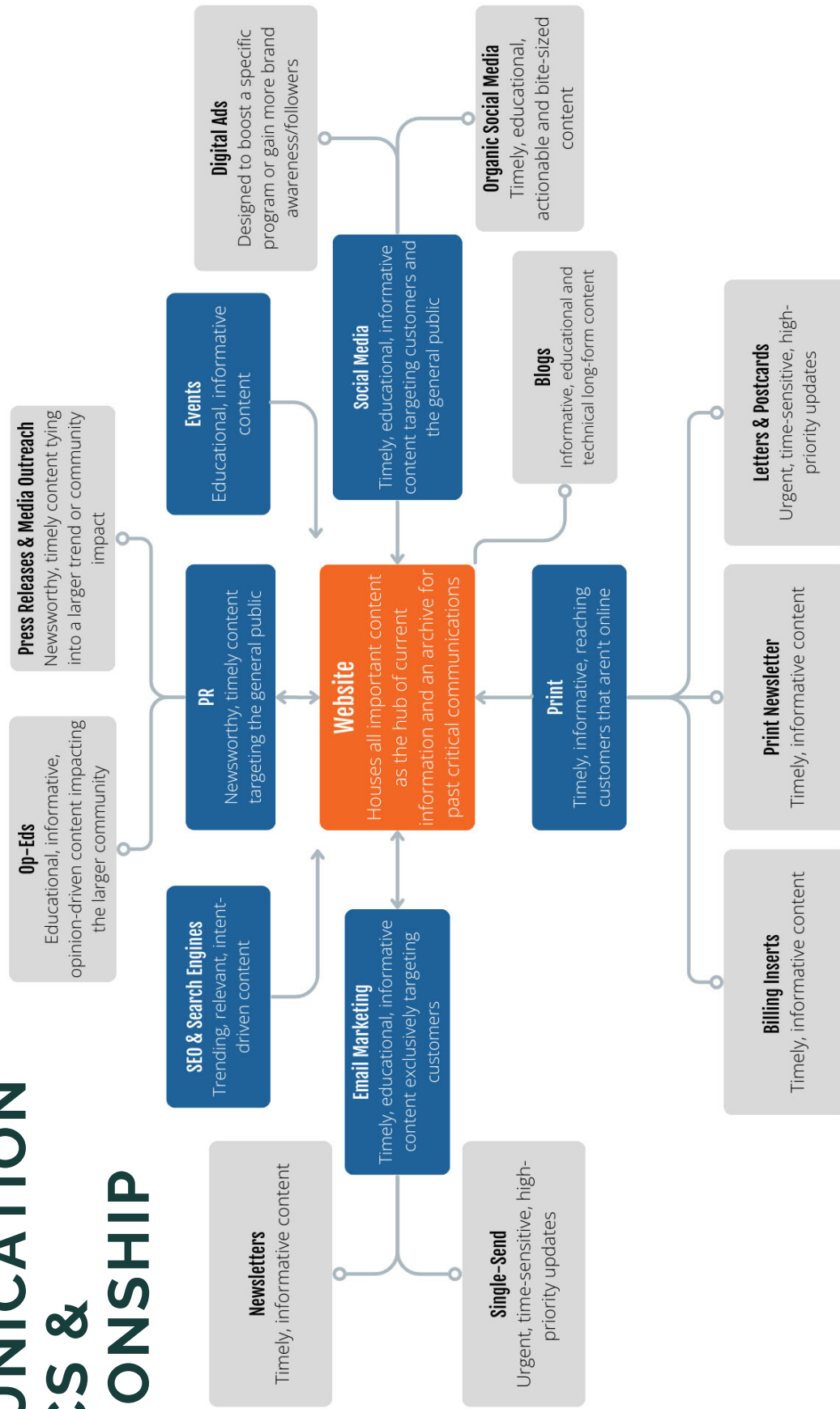
To ensure that all content produced is “high-quality, factual and relevant,” we’ll utilize the following checklist prior to publishing or distributing content:

- Thorough research has been conducted with reliable sources (i.e. American Water Works Association, Northern Water, SDA, etc.)
- A member of the FCWLD team or board has been interviewed to provide expert insights, as applicable
- Content aligns with seasonal and current trends
- Content and assets adhere to ADA regulations (sequential headlines, alt text, reading level, etc.)
- Chris Pletcher and/or Amanda Proctor have reviewed and given approval

## CONTENT CHECKLIST



# COMMUNICATION TACTICS & RELATIONSHIP



WILD



ROCK

**THANK YOU**

ANY QUESTIONS?



## **Fort Collins-Loveland Water District**

**Zephyr Group at Morgan Stanley**

**3033 E 1<sup>st</sup> Avenue, Suite 820**

**Denver, CO 80206**

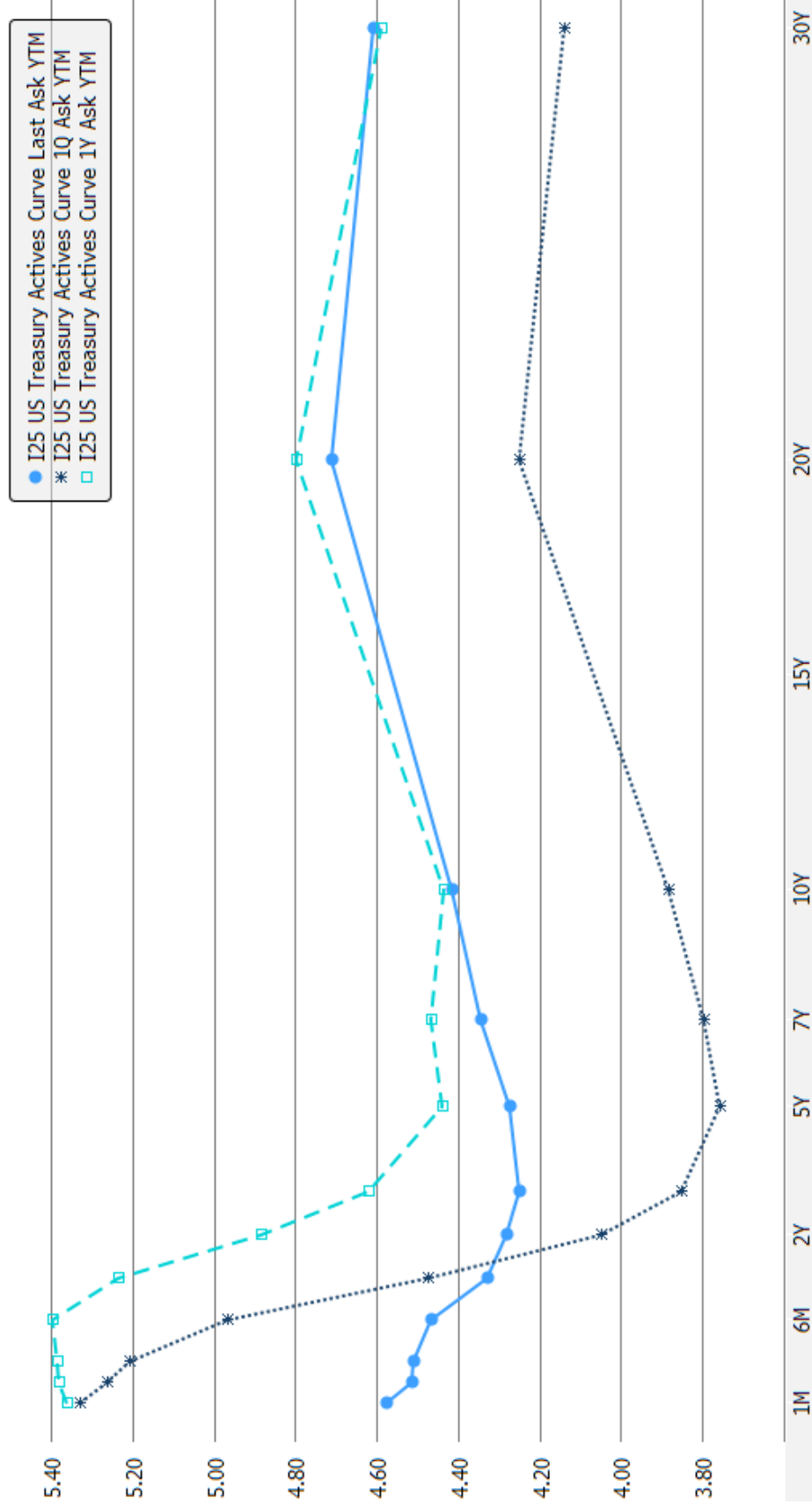
**(303) 316-5111**

**Glenn Scott, Financial Advisor, Corporate Cash Investment Director, Senior Portfolio  
Management Director**

**Nicholas Yip CFA, Financial Advisor, Senior Portfolio Management Director**

**November 18, 2024**

# Historical U.S. Treasury Yield Curve 11/18/24



Source: Bloomberg

## Economic Forecasts

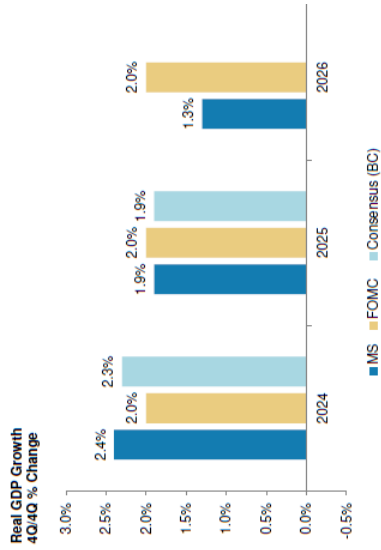
### Exhibit 1: US Economics Year-Ahead Outlook: Forecast Summary

<i>4Q/4Q % change, unless noted</i>	2023A	2024E	2025E	2026E
Real GDP	3.2	2.4	1.9	1.3
Final Sales	3.6	2.3	1.9	1.4
Final Domestic Demand	3.5	2.8	2.1	1.5
Final Private Domestic Demand	3.3	2.8	2.4	1.7
Personal Consumption Expenditures	3.0	2.6	2.0	1.3
Business Fixed Investment	5.0	4.0	3.9	3.2
– Structures	9.7	1.6	5.4	3.9
– Equipment	3.1	6.2	3.6	3.4
– IPP	4.1	3.2	3.4	2.4
Residential Investment	2.5	2.0	3.0	3.0
Exports	2.0	3.3	2.3	2.1
Imports	1.2	6.7	3.8	2.5
Government	4.3	2.6	0.7	0.7
Trade contribution to growth (pct pts)	0.1	-0.6	-0.2	-0.1
Inventory contribution to growth (pct pts)	-0.4	0.1	0.0	-0.1
<b>Labor market</b>				
Civilian Unemployment Rate (EOP, %)	3.7	4.3	4.1	4.5
<b>Inflation</b>				
Consumer Price Index	3.2	2.6	2.5	2.4
CPI ex Food & Energy	4.0	3.3	2.8	2.7
PCE Price Index	2.8	2.3	2.3	2.2
PCE ex Food & Energy	3.2	2.8	2.5	2.4
<b>Monetary Policy</b>				
Fed Funds Target (% , midpoint of target range, eop)	5.375	4.375	3.625	2.375

Source: Bureau of Economic Analysis, Bureau of Labor Statistics, Federal Reserve Board, Morgan Stanley Research forecasts

# Economic Forecasts

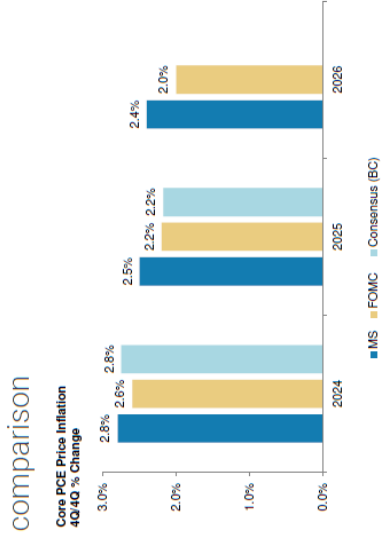
**Exhibit 4:** GDP forecast comparison



Note: FOMC Projection is from September 2024 Summary of Economic Projections, November 2024 Blue Chip survey.

Source: Blue Chip, Federal Reserve Board, Bloomberg, Morgan Stanley Research forecasts

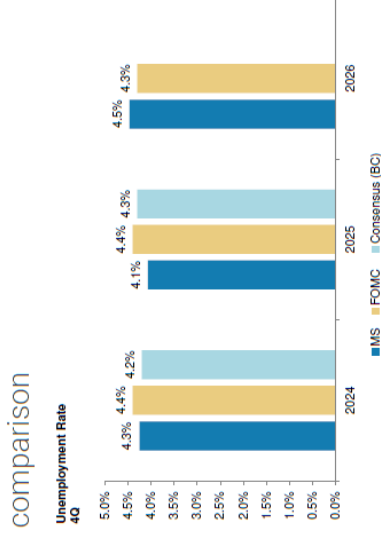
**Exhibit 5:** Core PCE inflation forecast comparison



Note: FOMC Projection is from September 2024 Summary of Economic Projections, November 2024 Blue Chip survey.

Source: Blue Chip, Federal Reserve Board, Bloomberg, Morgan Stanley Research forecasts

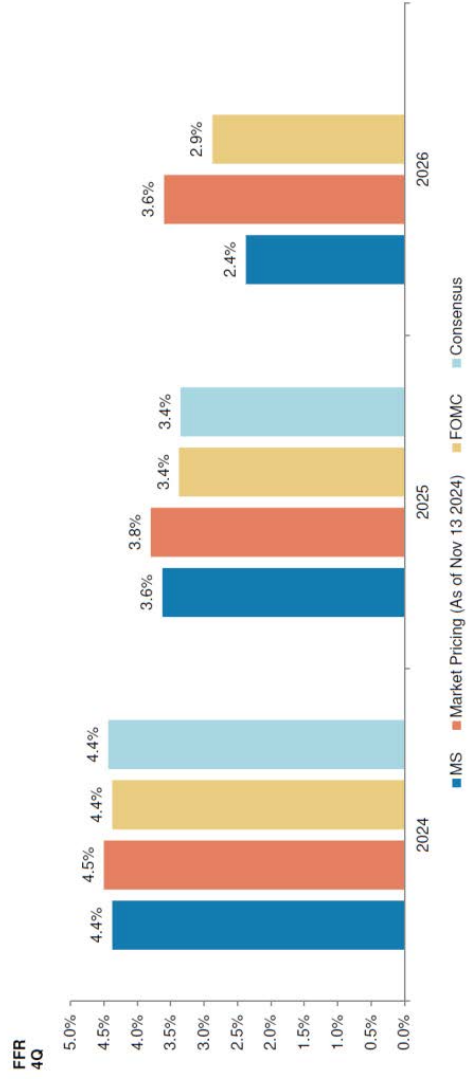
**Exhibit 6:** Unemployment rate forecast comparison



Note: FOMC Projection is from September 2024 Summary of Economic Projections, November 2024 Blue Chip survey.

Source: Blue Chip, Federal Reserve Board, Bloomberg, Morgan Stanley Research forecasts

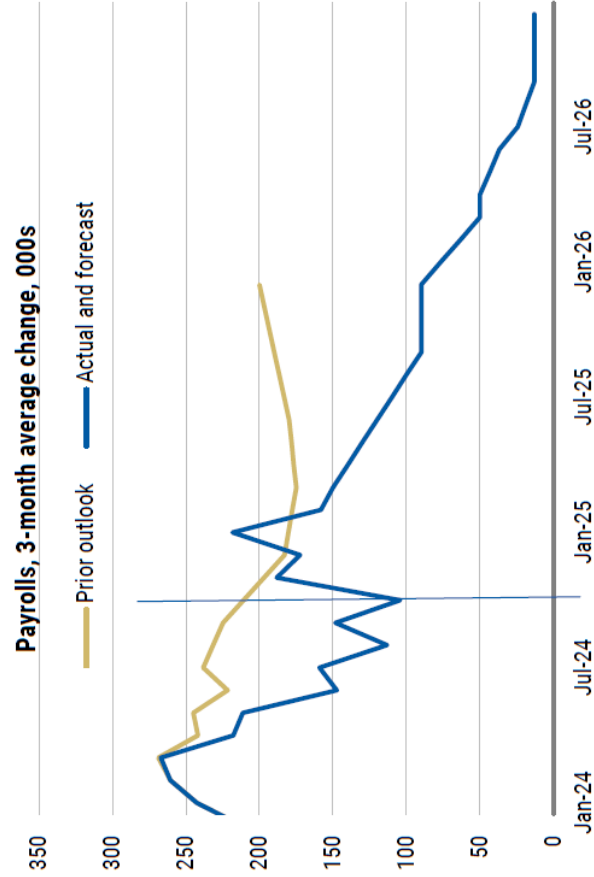
**Exhibit 7:** Federal funds rate comparison



Note: FOMC Projection is from September 2024 Summary of Economic Projections, 2024 and 2025 BC consensus projection is from November 2024 Blue Chip survey and 2024, 2025 and 2026 market pricing is from Bloomberg  
Source: Blue Chip, Federal Reserve Board, Bloomberg, Morgan Stanley Research forecasts

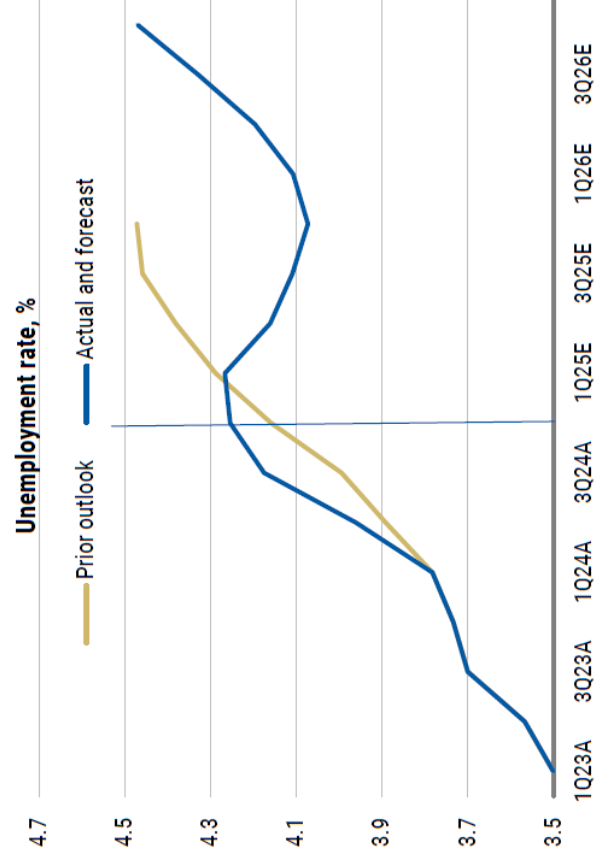
# Labor Market Forecast

**Exhibit 32:** Changed immigration policy and the slowing from tariffs lowered our payroll forecasts



Source: BLS, Morgan Stanley Research forecasts

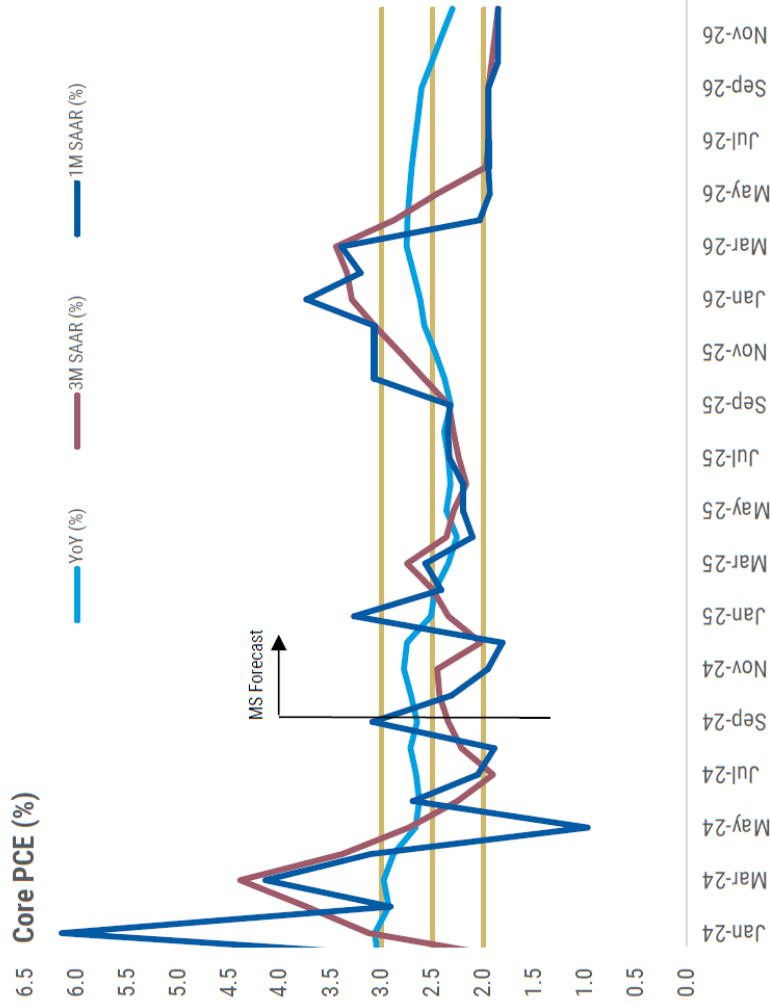
**Exhibit 33:** However, the unemployment rate rises no faster because of the decreased labor supply



Source: BLS, Morgan Stanley Research forecasts

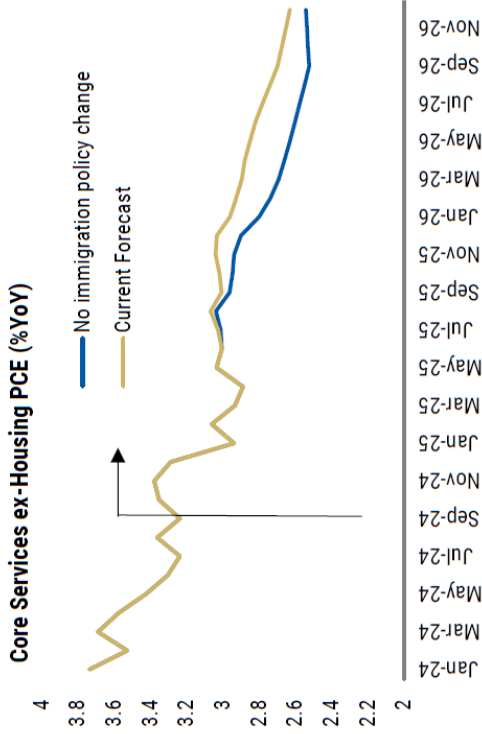
# Inflation Forecast

**Exhibit 39:** Sticky and bumpy inflation ahead



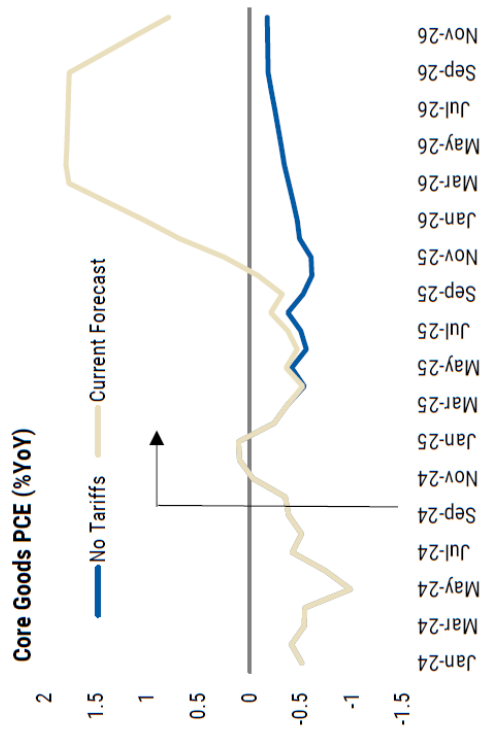
Source: BEA, Morgan Stanley Research forecasts.

**Exhibit 40:** Upward revision in core services ex-housing on lower immigration flows



Source: BEA, Morgan Stanley forecasts.

**Exhibit 41:** More core goods inflation because of tariffs

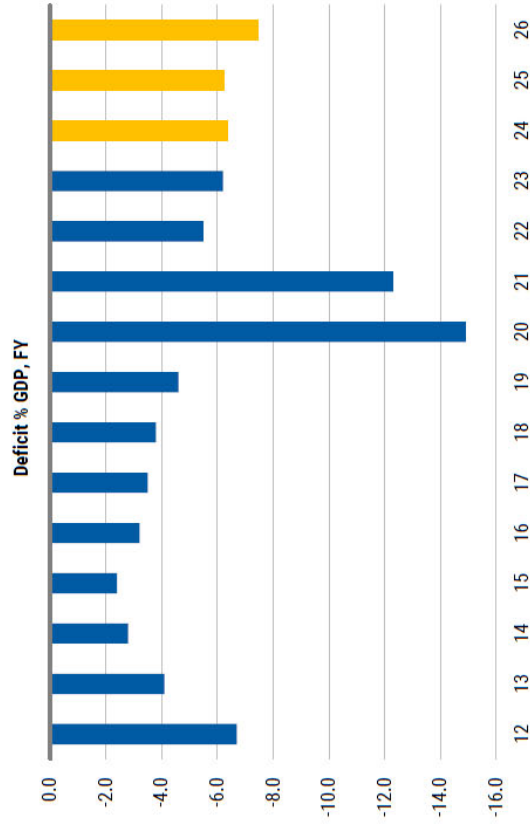


Source: BEA, Morgan Stanley Research.



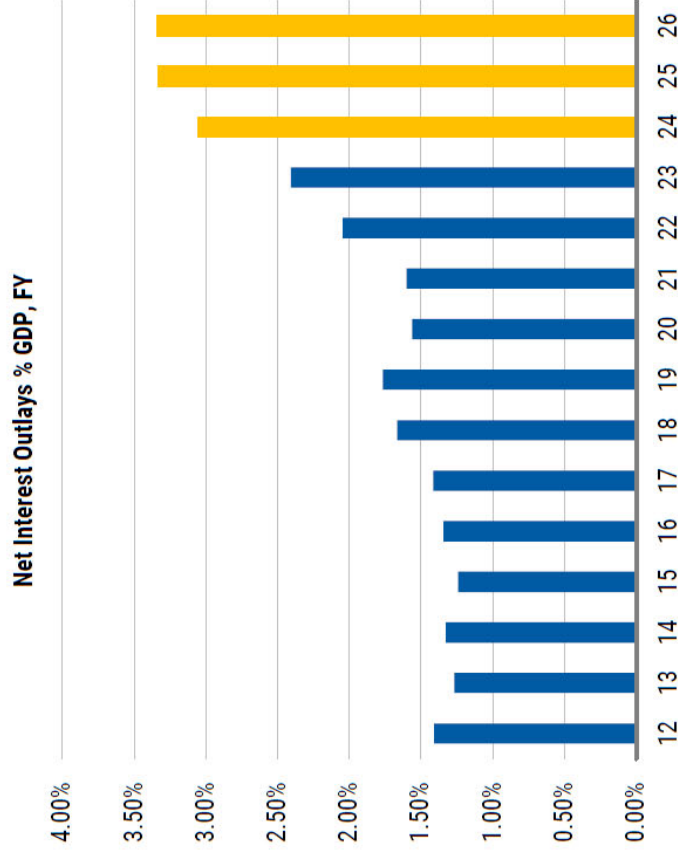
# Deficit Forecast

**Exhibit 49:** Fiscal deficit % GDP



Source: BEA, US Treasury, Morgan Stanley Research forecasts

**Exhibit 50:** Net interest outlays % GDP

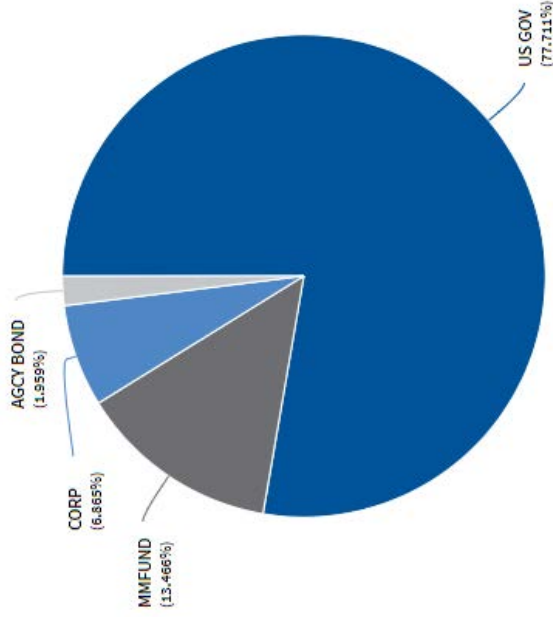


Source: BEA, US Treasury, Morgan Stanley Research forecasts

# Portfolio Characteristics 11/16/24

Cash and Fixed Income Summary	
Risk Metric	Value
MMFund	15,380,776.52
Fixed Income	98,842,612.61
Duration	1.013
Convexity	0.016
WAL	0.915
Years to Final Maturity	0.915
Years to Effective Maturity	0.915
Yield	4.457
Book Yield	4.258
Avg Credit Rating	AAA/Aaa/AAA

Asset Allocation



		Credit Duration Heat Map									
Rating		0 - 1	1 - 2	2 - 3	3 - 4	4 - 5	5 - 7	7 - 10	10 - 15	15 - 30	
AAA		40.934%	42.147%	3.453%	0.000%	0.000%	0.000%	0.000%	0.000%	0.000%	
AA		0.000%	0.000%	0.000%	0.000%	0.000%	0.000%	0.000%	0.000%	0.000%	
A		0.000%	0.000%	0.000%	0.000%	0.000%	0.000%	0.000%	0.000%	0.000%	
BBB		0.000%	0.000%	0.000%	0.000%	0.000%	0.000%	0.000%	0.000%	0.000%	
BB		0.000%	0.000%	0.000%	0.000%	0.000%	0.000%	0.000%	0.000%	0.000%	
B		0.000%	0.000%	0.000%	0.000%	0.000%	0.000%	0.000%	0.000%	0.000%	
CCC		0.000%	0.000%	0.000%	0.000%	0.000%	0.000%	0.000%	0.000%	0.000%	
CC		0.000%	0.000%	0.000%	0.000%	0.000%	0.000%	0.000%	0.000%	0.000%	
C		0.000%	0.000%	0.000%	0.000%	0.000%	0.000%	0.000%	0.000%	0.000%	
NA		0.000%	0.000%	0.000%	0.000%	0.000%	0.000%	0.000%	0.000%	0.000%	

Source: Clearwater Analytics

Identifier	Description	Settle Date	Base Original Units	Coupon Rate	Security Type	Final Maturity	Next Call Date	Book Yield	Base Original Cost	Base Accrued Balance	Market Price	Base Market Value + Accrued	Net Unrealized Gain/Loss
960009MK5	COLORADO SURPLUS ASSET FUND TRUST	---	15,360,839.36	0.000	MMFUND	11/16/2024	---	4.960	15,360,839.36	19,937.16	1.0000	15,360,776.52	0.00
9128283J7	UNITED STATES TREASURY	08/18/2022	2,500,000.00	2.125	US GOV	11/30/2024	---	3.348	2,433,203.13	24,875.55	99.9190	2,522,650.55	-885.05
91282CDN6	UNITED STATES TREASURY	08/27/2022	3,000,000.00	1.000	US GOV	12/15/2024	---	4.353	2,789,648.43	12,704.92	99.7360	3,004,784.92	-845.59
9128283V0	UNITED STATES TREASURY	08/22/2022	2,500,000.00	2.500	US GOV	01/31/2025	---	3.290	2,454,003.91	18,512.23	99.5990	2,509,487.23	-6,161.95
912828J27	UNITED STATES TREASURY	02/16/2023	4,000,000.00	2.000	US GOV	02/15/2025	---	4.629	3,801,562.48	20,434.78	99.3900	3,998,034.78	64.90
9128283Z1	UNITED STATES TREASURY	08/30/2022	2,500,000.00	2.750	US GOV	02/28/2025	---	3.436	2,456,179.89	14,813.54	99.5030	2,502,388.54	-7,819.88
3130ARD0A6	FEDERAL HOME LOAN BANKS	03/28/2022	2,250,000.00	2.230	AGCY BOND	12/28/2024	---	2.230	2,250,000.00	6,829.38	99.1360	2,237,434.38	-19,395.00
9128284M6	UNITED STATES TREASURY	08/02/2022	2,500,000.00	2.875	US GOV	04/30/2025	---	3.544	2,457,812.50	3,375.35	99.2980	2,485,825.35	-10,424.81
91282CEQ0	UNITED STATES TREASURY	02/06/2023	4,000,000.00	2.750	US GOV	05/15/2025	---	4.172	3,877,812.48	607.73	99.1720	3,967,487.73	-6,736.93
9128284R8	UNITED STATES TREASURY	08/12/2022	2,500,000.00	2.875	US GOV	06/31/2025	---	3.589	2,454,101.56	33,384.56	99.1570	2,512,309.56	-12,052.63
91282CEU1	UNITED STATES TREASURY	10/06/2022	3,000,000.00	2.875	US GOV	06/15/2025	---	4.235	2,897,109.39	36,526.94	99.1350	3,010,576.64	-3,969.30
91282CEY3	UNITED STATES TREASURY	10/07/2022	3,000,000.00	3.000	US GOV	07/15/2025	---	4.289	2,901,328.14	30,570.65	99.1170	3,004,080.65	-3,069.56
91282CFE6	UNITED STATES TREASURY	10/12/2022	3,000,000.00	3.125	US GOV	08/15/2025	---	4.338	2,903,554.88	23,847.01	99.0370	2,995,057.01	-3,710.15
91282CFK2	UNITED STATES TREASURY	10/21/2022	4,000,000.00	3.600	US GOV	06/15/2025	---	4.560	3,883,750.00	24,364.64	99.2720	3,965,244.64	4,000.28
91282CFP1	UNITED STATES TREASURY	10/31/2022	4,000,000.00	4.250	US GOV	10/15/2025	---	4.379	3,865,781.24	15,412.09	99.6700	4,010,212.09	-829.05
91282CFW6	UNITED STATES TREASURY	12/13/2022	4,000,000.00	4.500	US GOV	11/15/2025	---	4.148	4,038,281.24	964.48	100.0800	4,004,184.48	-9,811.32
91282CGA3	UNITED STATES TREASURY	12/22/2022	4,000,000.00	4.000	US GOV	12/15/2025	---	4.001	3,999,843.76	67,759.56	99.5880	4,051,199.56	-16,503.82
91282CGE5	UNITED STATES TREASURY	01/24/2023	4,000,000.00	3.875	US GOV	01/15/2026	---	3.897	3,997,500.00	52,649.46	99.4410	4,030,289.46	-21,384.84
9128286A3	UNITED STATES TREASURY	02/24/2023	4,000,000.00	2.625	US GOV	01/31/2026	---	4.360	3,908,593.72	31,100.54	97.9650	3,949,700.54	-2,837.72
91282CGL9	UNITED STATES TREASURY	02/17/2023	4,000,000.00	4.000	US GOV	02/15/2026	---	4.344	3,861,718.72	40,869.57	99.5700	4,023,688.57	-1,278.63
91282CGR6	UNITED STATES TREASURY	05/10/2023	4,000,000.00	4.625	US GOV	03/15/2026	---	3.719	4,096,875.00	32,196.13	100.3160	4,044,836.13	-32,350.99
91282CGV7	UNITED STATES TREASURY	05/17/2023	4,000,000.00	3.750	US GOV	04/15/2026	---	3.771	3,997,666.24	13,568.90	99.1680	3,980,318.90	-32,147.77
91282CHB0	UNITED STATES TREASURY	12/01/2023	4,000,000.00	3.625	US GOV	05/15/2026	---	4.552	3,914,987.48	801.11	98.9730	3,959,721.10	10,716.89
91282CHH7	UNITED STATES TREASURY	02/20/2024	4,000,000.00	4.125	US GOV	06/15/2026	---	4.588	3,961,250.00	69,877.05	99.6640	4,058,437.05	12,897.17
91282CHM6	UNITED STATES TREASURY	06/20/2024	4,000,000.00	4.500	US GOV	07/15/2026	---	4.671	3,986,562.48	61,141.30	100.2500	4,071,141.30	20,767.81
037838BZ2	APPLE INC	01/05/2024	4,000,000.00	2.450	CORP	06/04/2026	05/04/2026	4.476	3,804,480.00	28,038.89	96.7280	3,897,168.89	-1,156.01
91282CHY0	UNITED STATES TREASURY	06/24/2024	4,000,000.00	4.625	US GOV	06/15/2026	---	4.646	3,997,988.72	32,196.13	100.5080	4,052,518.13	21,969.50
91282CJH8	UNITED STATES TREASURY	03/12/2024	4,000,000.00	4.625	US GOV	11/15/2026	---	4.346	4,027,666.24	1,022.10	100.5680	4,024,942.10	3,333.35
564818BY9	MICROSOFT CORP	02/08/2024	4,000,000.00	3.300	CORP	02/06/2027	11/06/2026	4.259	3,893,200.00	37,033.33	97.6720	3,943,913.33	-13,947.42
---	---	---	114,110,839.36	2.951	---	10/16/2025	---	4.258	112,395,960.59	755,374.77	86.1121	114,223,389.13	-133,474.07

Source: Clearwater Analytics

## Disclaimer

This material is intended only for clients and prospective clients of the Portfolio Management program. It has been prepared solely for informational purposes only and is not an offer to buy or sell or a solicitation of any offer to buy or sell any security or other financial instrument, or to participate in any trading strategy.

The individuals mentioned as the Portfolio Management Team are Financial Advisors with Morgan Stanley participating in the Morgan Stanley Portfolio Management program. The Portfolio Management program is an investment advisory program in which the client's Financial Advisor invests the client's assets on a discretionary basis in a range of securities. The Portfolio Management program is described in the applicable Morgan Stanley ADV Part 2, available at [www.morganstanley.com/ADV](http://www.morganstanley.com/ADV) or from your Financial Advisor.

Past performance of any security is not a guarantee of future performance. There is no guarantee that this investment strategy will work under all market conditions. Holdings are subject to change daily, so any securities discussed in this profile may or may not be included in your account if you invest in this investment strategy. Do not assume that any holdings mentioned were, or will be, profitable. The performance, holdings, sector weightings, portfolio traits and other data for an actual account may differ from that in this material due to various factors including the size of an account, cash flows within an account, and restrictions on an account.

The views expressed herein are those of the author and do not necessarily reflect the views of Morgan Stanley Wealth Management or its affiliates. All opinions are subject to change without notice. Neither the information provided nor any opinion expressed constitutes a solicitation for the purchase or sale of any security. Past performance is no guarantee of future results.

Morgan Stanley Smith Barney LLC is not implying an affiliation, sponsorship, endorsement with/of the third party or that any monitoring is being done by Morgan Stanley of any information contained within the web site. Morgan Stanley is not responsible for the information contained on the third party web site or the use of or inability to use such site. Nor do we guarantee their accuracy and completeness.

Material in this presentation has been obtained from sources that we believe to be reliable, but we do not guarantee its accuracy, completeness or timeliness. Third party data providers make no warranties or representations relating to the accuracy, completeness or timeliness of the data they provide and are not liable for any damages relating to this data.



# FORT COLLINS-LOVELAND WATER DISTRICT

## MEMORANDUM

TO: Chris Pletcher, General Manager

FROM: Amanda Proctor, Finance Director

DATE: November 1, 2024

RE: Water Tap Revenue for October 2024

DATE	LOT SIZE	COMPANY NAME	ADDRESS	RAW WATER	PIF
10/1/24	5001-6000	HARMONY, LLC	6709 MORNING SONG	0.00	17,000.00
10/1/24	5001-6000	HARMONY, LLC	6719 MORNING SONG	0.00	17,000.00
10/1/24	3001-4000	HARTFORD CONSTRUCTION LLC	6109 Saddle Horn Dr	21,600.00	17,000.00
10/1/24	3001-4000	HARTFORD CONSTRUCTION LLC	6108 Dutch Dr	21,600.00	17,000.00
10/3/24	>11000	TOLL SOUTHWEST LLC	3970 Wheathead Place	69,000.00	17,000.00
10/3/24	5001-6000	CENTURY LAND HOLDINGS	4394 Trader St	37,200.00	17,000.00
10/3/24	5001-6000	CENTURY LAND HOLDINGS	4402 Trader St	37,200.00	17,000.00
10/3/24	5001-6000	CENTURY LAND HOLDINGS	4410 Trader St	37,200.00	17,000.00
10/3/24	5001-6000	CENTURY LAND HOLDINGS	4418 Trader St	37,200.00	17,000.00
10/3/24	5001-6000	CENTURY LAND HOLDINGS	4426 Trader St	37,200.00	17,000.00
10/3/24	5001-6000	CENTURY LAND HOLDINGS	4427 Shivaree St	37,200.00	17,000.00
10/3/24	7001-8000	CENTURY LAND HOLDINGS	4347 Caramel St	48,000.00	17,000.00
10/3/24	6001-7000	CENTURY LAND HOLDINGS	4348 Caramel St	43,200.00	17,000.00
10/3/24	5001-6000	CENTURY LAND HOLDINGS	4356 Caramel St	37,200.00	17,000.00
10/4/24	1.5 MF (5DU)	HARTFORD CONSTRUCTION LLC	6851-6867 Stonebrook Dr	96,000.00	27,200.00
10/7/24	>11000	TOLL SOUTHWEST LLC	4087 Nina Court	69,000.00	17,000.00
10/9/24	CON TAP	MELODY HOMES INC	5493 Tulim Lane	17,400.00	17,000.00
10/9/24	CON TAP	MELODY HOMES INC	5575 Tulim Lane	17,400.00	17,000.00
10/9/24	CON TAP	MELODY HOMES INC	5945 Amerifax Dr	17,400.00	17,000.00
10/9/24	CON TAP	MELODY HOMES INC	5939 Amerifax Dr	17,400.00	17,000.00
10/16/24	1.5 COMM	SUNRISE COMMUNITY HEALTH	201 W 69Th Court	300,000.00	85,000.00
10/16/24	3/4 IRR	SUNRISE COMMUNITY HEALTH	Irr 201 W 69Th Court	81,600.00	17,000.00



# FORT COLLINS-LOVELAND WATER DISTRICT

10/17/24	1.5 MF (4DU)	HARTFORD CONSTRUCTION LLC	4820-4832 River Roads Drive	76,800.00	21,760.00
10/17/24	3/4 IRR	TOWN OF TIMNATH	Irr 4482 Timnath Pkwy	81,600.00	17,000.00
10/24/24	3001-4000	HARTFORD CONSTRUCTION LLC	6118 Red Barn Rd	21,600.00	17,000.00
10/24/24	6001-7000	CENTURY LAND HOLDINGS	4388 Trader St	43,200.00	17,000.00
10/24/24	9001-10000	CENTURY LAND HOLDINGS	4339 Caramel St	57,000.00	17,000.00
10/24/24	5001-6000	CENTURY LAND HOLDINGS	4419 Shivaree St	37,200.00	17,000.00
10/28/24	CON TAP	RICHMOND AMERICAN HOMES OF COL	6191 Amerifax Dr	17,400.00	17,000.00
10/28/24	CON TAP	RICHMOND AMERICAN HOMES OF COL	6185 Amerifax Dr	17,400.00	17,000.00
10/28/24	CON TAP	RICHMOND AMERICAN HOMES OF COL	6179 Amerifax Dr	17,400.00	17,000.00
10/28/24	CON TAP	RICHMOND AMERICAN HOMES OF COL	6170 Amerifax Dr	17,400.00	17,000.00
10/28/24	CON TAP	RICHMOND AMERICAN HOMES OF COL	6176 Amerifax Dr	17,400.00	17,000.00
10/31/24	>11000	TOLL SOUTHWEST LLC	4274 Strolling St	69,000.00	17,000.00
				\$1,553,400.00	\$660,960.00
Total Water Taps Sold For October 2024 =			34		
		3/4" Taps Sold =	31		
		1" Taps Sold =	0		
		1.5" Taps Sold =	3		
		2" Taps Sold =	0		
		3" Taps Sold =	0		
		4" Taps Sold =	0		
		City Water Taps =	0		
Water provided by Builder/Developer =			2		
		Bought from FCLWD =	32		
Total Water Taps Sold For October 2023 =			48		
Taps sold for the year 2023 =			461		
Taps sold for the year 2022 =			561		
Taps sold for the year 2021 =			555		



# Fort Collins-Loveland Water District

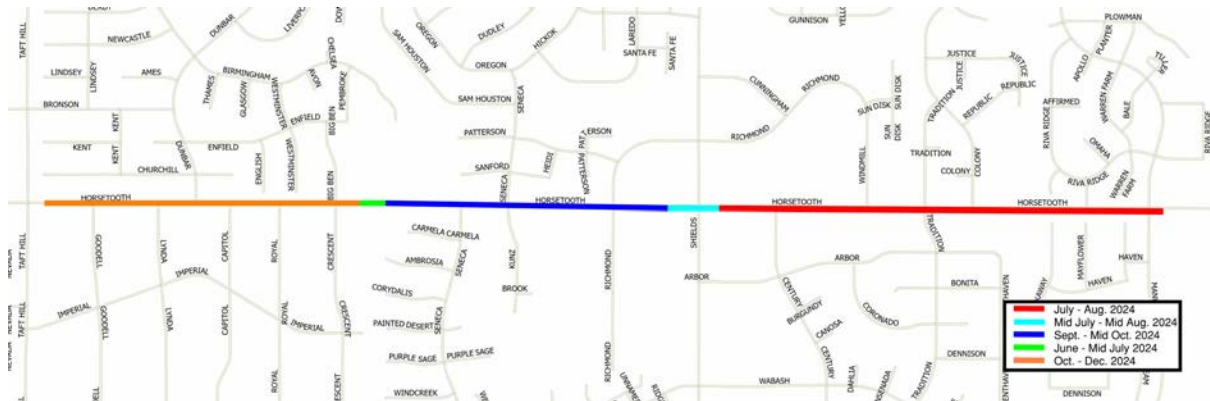
To: FCLWD Board of Directors

From: Linsey Chalfant, P.E.

Date: November 14, 2024

Re: Capital Project Update – Zone 5 – Phase 2 – Horsetooth Road

**PROJECT MANAGER:** Linsey Chalfant, P.E.



More project information at:

<https://fclwd.com/water/construction-projects/>

The 24" waterline installation for Zone 5-Phase II is progressing slightly ahead of schedule.

### MILESTONES ACHIEVED

- Approximal 8,400 LF of pipe installed to date
- Waterline was tied into both sides of the waterline that was bored under the PV&LC canal
- Paving of Horsetooth Road from Shields to Dunbar has been completed
- All service tie-overs complete

### UPCOMING MILESTONES

- October to end of November: Open cut installation of 24" Waterline in Horsetooth Road
- Road Open before Thanksgiving
- Lesson Learned

### PROJECT HURDLES

- Planned shutdowns to tie into existing waterlines
- Weather

### OUTREACH ACTIVITIES

- Mailed postcards & hung door hangers prior to start of construction.
- Informational sign with flyers available on site
- Maintain project webpage on District site
- Press release for the closure of westbound Horsetooth from Colony Drive to Sheilds.



Left: 8" service tie-over into Capital Drive

Center: 24" PVC installation

Right: Horsetooth Road paved and striped near Dunbar



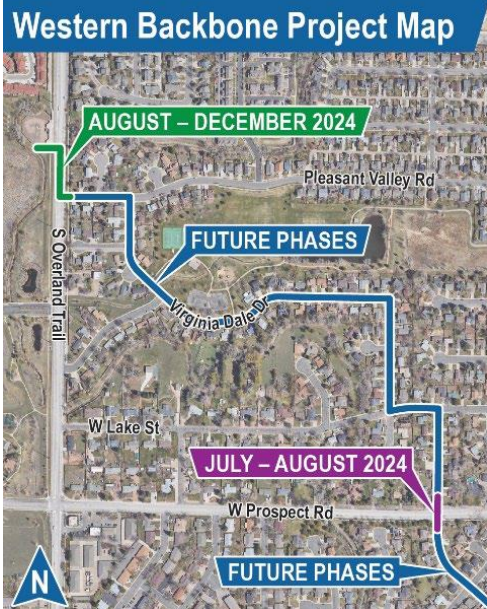
# Fort Collins-Loveland Water District

To: FCLWD Board of Directors

From: Linsey Chalfant, P.E.

Date: November 14, 2024

Re: Capital Project Update – Western Backbone – Phase 2



More project information at:  
<https://fclwd.com/water/construction-projects/>

### MILESTONES ACHIEVED-PROJECT COMPLETE

- 200LF of 42" pipe installed across Prospect Road
- 355LF of 42" pipe installed in Pleasant Valley Road and Overland Trail.
- 144LF of 30" pipe installed in Overland Trail.
- Removed 50LF of existing 20" steel pipe in Overland Trail
- Crossed under City's 42" waterline and over 60" waterline.
- Completed ahead of schedule and under budget.

### UPCOMING MILESTONES

- Project Complete

### PROJECT HURDLES

- DR14 pipe fitting in Butterfly Valve
- Removing Line Stop

### OUTREACH ACTIVITIES

- Mailed postcards & hung door hangers prior to start of construction.
- Continuing door hangers as impacts change
- Informational sign with flyers available on site
- Maintain project information on District website
- Variable message boards at all detour routes



Left: 42" Butterfly Valve Vault

Center: Line stop removal

Right: Final pavement and striping



# **FORT COLLINS – LOVELAND WATER DISTRICT**

## **MONTHLY FINANCIAL REPORT**

**November 30, 2024\***

- **Page 1 – Aged Accounts Receivable**
- **Page 1 – Metered Revenue Comparison**
- **Page 2 – Cash and Investments**
- **Page 2 – Expenditures**
- **Page 3 – Investment Account Review**
- **Page 4 – Revenue and Expenses – Budget vs. Actual**
- **Page 9 – Tap Sales**

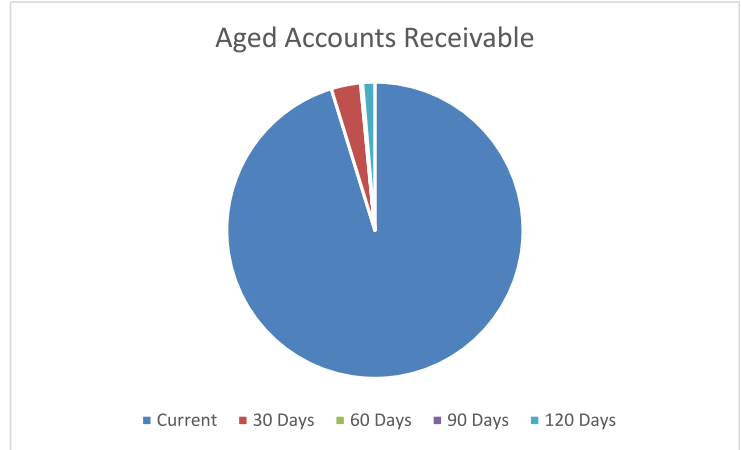
**\*Numbers in this report are subject to change as items are posted into the period they occurred.**



**November 30, 2024**

**Aged Accounts Receivable (Customer Billings)**

Current	\$ 1,385,282	95.2%
30 Days	46,655	3.2%
60 Days	1,072	0.1%
90 Days	2,087	0.1%
120 Days	19,420	1.3% *
	<u>\$ 1,454,516</u>	100.0%

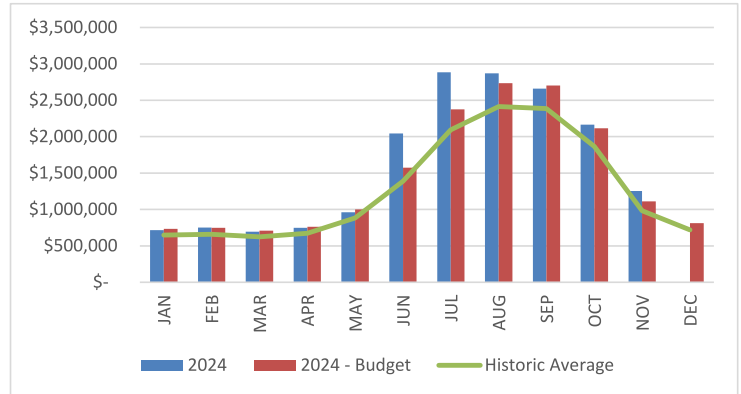


\*Accounts greater than 120 days have service disconnected

Note> Above amounts *excludes* credits on customer accounts.

**Metered Revenue Comparison**

	2024	2024 - Budget	Historic Average
JAN	\$ 717,455	\$ 733,768	647,558
FEB	751,981	746,716	658,984
MAR	694,737	707,227	624,135
APR	747,242	761,395	671,939
MAY	960,109	999,294	881,887
JUN	2,042,829	1,572,294	1,387,565
JUL	2,883,341	2,373,940	2,095,026
AUG	2,869,450	2,735,142	2,413,789
SEP	2,658,526	2,703,595	2,385,950
OCT	2,163,947	2,114,617	1,866,170
NOV	1,254,140	1,112,331	981,643
DEC	-	\$ 813,769	718,159
Totals	<u>\$ 17,743,757</u>	<u>\$ 17,374,088</u>	<u>\$ 15,332,804</u>



Metered revenue includes billings to customers and is the primary source of operating revenue. Customers are billed for the prior month's consumption. The fluxuation year over year is the result of weather variations, increase in number of customers served and rate increases.

The historic average is the average of the last three years' actual revenue.



**November 30, 2024**

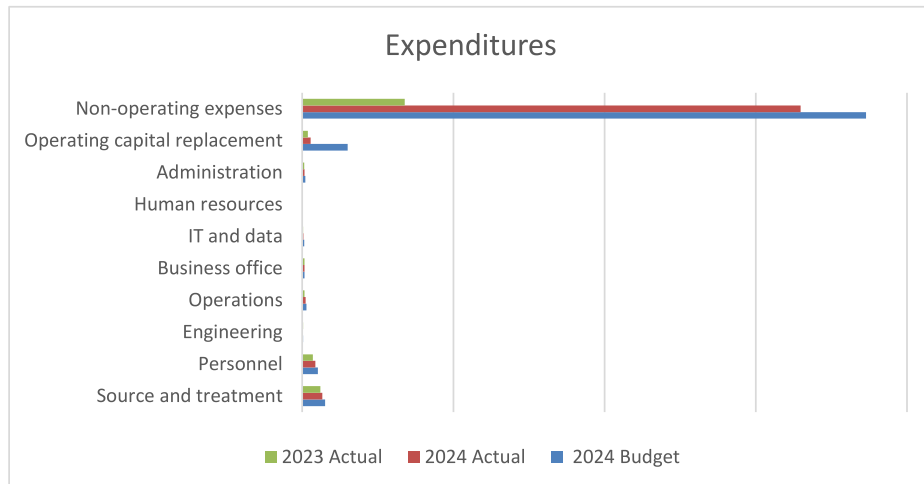
**Cash and Investments**

		Yield**	
Cash on Hand			\$ 100
Cash in Bank			1,681,226
Savings			
	1st Bank Liquid Asset	3.10%	806,298
	Colotrust	4.87%	854,773
	CSAFE	4.80%	1,785,560
Government Securities		4.29%	113,577,364
			<u>118,705,321</u>
Available Cash and Investments			<u><u>\$ 118,705,321</u></u>

\*\*Monthly Average Annual Yield

**Expenditures**

Department	2024 Budget	2024 Actual	2023 Actual
Source and treatment	\$ 7,633,305	\$ 6,682,709	\$ 6,049,489
Personnel	5,152,942	4,325,740	3,580,384
Engineering	318,660	186,250	288,430
Operations	1,388,700	1,158,988	731,826
Business office	805,700	809,292	797,305
IT and data	664,625	437,739	311,114
Human resources	34,200	196	181
Administration	1,050,248	776,414	707,792
Operating capital replacement	15,006,350	2,800,814	1,834,356
Non-operating expenses	186,435,652	164,851,638	33,921,866
	<u>\$ 218,490,382</u>	<u>\$ 182,029,779</u>	<u>\$ 48,222,743</u>



### MSSB Account Summary

Functional Currency: USD 11/01/2024 - 11/30/2024

[Return to Table of Contents](#)

#### Accounting

Balance Sheet Classification	Book Value	Market Value
Cash & Cash Equivalents	17,991,111.20	17,991,111.20
Short Term Investments	44,069,680.76	44,020,165.00
Long Term Investments	51,677,350.88	51,696,360.00
Accrued Interest Receivable	802,034.73	802,034.73
Equity	0.00	0.00
Alternative Investments	0.00	0.00
<b>Total</b>	<b>114,560,177.56</b>	<b>114,509,670.93</b>

Unrealized Gain/Loss	Value
Beginning Unrealized Gain/Loss	-32,438.64
Unrealized Gain	110,599.63
Unrealized Loss	-161,106.26
<b>Net Unrealized Gain/Loss</b>	<b>-50,506.64</b>
Change Unrealized Gain/Loss	-18,067.99

Interest Income Detail	Tax Exempt	Taxable
Beginning Accrued	0.00	898,124.34
Purchased Accrued	0.00	0.00
Sold Accrued	0.00	0.00
Coupons Received	0.00	440,271.84
Equity Dividends Received	0.00	0.00
Interest Accrued in Period	0.00	344,182.23
Other Income	0.00	0.00
<b>Interest Income Total</b>	<b>0.00</b>	<b>344,182.23</b>
Ending Accrued	0.00	802,034.73

Amortization/Accretion	Tax Exempt	Taxable
Beginning Amortized Cost	0.00	117,355,245.50
Purchases	0.00	372,046.08
Sales	0.00	6,594,000.00
Ending Amortized Cost	0.00	113,758,142.84
<b>Amortization/Accretion</b>	<b>0.00</b>	<b>56,625.49</b>

Realized Gain/Loss	Value
Realized Gain	0.00
Realized Loss	0.00
Realized Impairment Loss	0.00
<b>Net Realized Gain/Loss</b>	<b>0.00</b>
Impairment Reversals	0.00

#### Performance

Summary	Actual	Annualized
Income Return	0.35%	4.29%
Price Return	-0.01%	-0.14%
<b>Total Return</b>	<b>0.33%</b>	<b>4.14%</b>

Market Value	Value
Daily Average Market Value	116,164,309.27
Beginning Market Value	118,220,931.20
Ending Market Value	114,509,670.93
<b>Change in Market Value</b>	<b>-3,711,260.27</b>

#### Transactions

Purchases/Sales/Maturities/Redemptions	Purchases	Sales	Maturities	Redemptions
Cash & Cash Equivalents	-372,046.08	4,094,000.00	0.00	0.00
Short Term Marketable Securities	0.00	0.00	2,500,000.00	0.00
Long Term Marketable Securities	0.00	0.00	0.00	0.00
Equities	0.00	0.00	0.00	0.00
Funds	0.00	0.00	0.00	0.00
Alternative Investments	0.00	0.00	0.00	0.00
<b>Total</b>	<b>-372,046.08</b>	<b>4,094,000.00</b>	<b>2,500,000.00</b>	<b>0.00</b>

Cash Transfers	Value
<b>Cash Transfers</b>	<b>-4,094,000.00</b>

Security Transfers	Value
Transfers In	0.00
Accrued Transfers In	0.00
Transfers Out	0.00
Accrued Transfers Out	0.00
<b>Total</b>	<b>0.00</b>

#### Risk

Summary	Value
Purchase Yield	4.180
Duration (Years)	0.975
Duration (Days)	356
WAM (Effective)	0.882
WAM (Days)	322.000
Avg Credit Rating	AAA/Aaa/AAA

Duration	Value
0-90 Days	12.80
90-180 Days	9.77
180-365 Days	21.94
1-2 Years	38.61
Over 2 Years	16.88

Credit Ratings	Value
AAA/Aaa	100.00
AA/Aa	0.00
A/A	0.00
BBB/Baa	0.00
Non-Invest	0.00
Not Rated	0.00

Sectors	Value
Cash	15.71
Government	75.45
Agency	1.96
Municipal	0.00
Corporate	6.88
Asset Backed	0.00
Mortgage Backed	0.00
Equity	0.00



**FORT COLLINS - LOVELAND WATER DISTRICT  
SCHEDULE OF REVENUE AND EXPENDITURES -  
BUDGET vs ACTUAL**

	Amended Budget	Actual - Budgetary Basis	Variance Under Budget (Over Budget)	Percentage of Budget
<b>Revenue</b>				
<b>Operating Revenue</b>				
Metered revenue	\$ 18,277,148	\$ 17,697,631	\$ 579,517	96.83%
Water sales - construction	475,000	417,476	57,524	87.89%
Town of Windsor	466,438	553,145	(86,707)	118.59%
Water rental	200,000	524,973	(324,973)	262.49%
Miscellaneous income	1,137,000	207,024	929,976	18.21%
Property Tax (1.500 mills)	1,706,955	1,888,764	(181,809)	110.65%
<b>Total operating revenue</b>	<b>22,262,541</b>	<b>21,289,014</b>	<b>(973,527)</b>	<b>95.63%</b>
<b>Non-Operating Revenue</b>				
Interest on investments	4,970,000	5,452,468	(482,468)	109.71%
Tap fees (water)	19,200,000	16,382,885	2,817,115	85.33%
Tap fees (PIF)	6,800,000	6,183,716	616,284	90.94%
Meter fees	166,000	163,735	2,265	98.64%
CLRWTA partner reimbursements	274,374	106,576	167,798	38.84%
Inclusion fees	-	839	839	0.00%
<b>Total non-operating revenue</b>	<b>31,410,374</b>	<b>28,290,219</b>	<b>(3,120,155)</b>	<b>90.07%</b>
<b>Total revenue</b>	<b>53,672,915</b>	<b>49,579,233</b>	<b>(4,093,682)</b>	<b>92.37%</b>
<b>Expenses</b>				
<b>Source and Treatment</b>				
Assessments	1,650,000	1,261,826	388,174	76.47%
Soldier Canyon	3,230,151	3,054,726	175,425	94.57%
City of Loveland	30,000	1,743	28,257	5.81%
City of Fort Collins - Water Sale IGA	2,606,954	2,261,880	345,074	86.76%
Other water districts	15,000	30,163	(15,163)	201.08%
Water resource consulting	30,000	12,220	17,780	40.73%
Utilities - Farm	4,200	3,548	652	84.48%
R & M - Farm	67,000	56,602	10,398	84.48%
<b>Total source and treatment</b>	<b>7,633,305</b>	<b>6,682,709</b>	<b>950,596</b>	<b>87.55%</b>
<b>Personnel</b>				
Wages	3,860,000	3,041,757	818,243	78.80%
Overtime & on-call pay	96,500	137,250	(40,750)	142.23%



**FORT COLLINS - LOVELAND WATER DISTRICT  
SCHEDULE OF REVENUE AND EXPENDITURES -  
BUDGET vs ACTUAL**

	Amended Budget	Actual - Budgetary Basis	Variance Under Budget (Over Budget)	Percentage of Budget
Payroll taxes	308,800	244,518	64,282	79.18%
Medical insurance	452,542	559,093	(106,552)	123.55%
Life insurance	57,000	57,576	(576)	101.01%
Retirement	231,600	167,148	64,452	72.17%
Worker's compensation ins	15,000	25,380	(10,380)	169.20%
Education & training	60,000	18,432	41,568	30.72%
Cell phone service	16,000	19,546	(3,546)	122.16%
Safety program	26,000	19,774	6,226	76.05%
Uniforms	15,000	9,069	5,931	60.46%
Employee awards & recognition	6,500	18,228	(11,728)	280.44%
Recruiting & onboarding	5,000	4,840	160	96.79%
Dues & subscriptions	2,000	2,888	(888)	144.39%
Travel	1,000	242	758	24.18%
<b>Total personnel</b>	<b>5,152,942</b>	<b>4,325,740</b>	<b>827,202</b>	<b>83.95%</b>
<b>Engineering</b>				
Consulting	235,000	116,447	118,553	49.55%
Fuel	6,000	7,097	(1,097)	118.28%
Miscellaneous	1,500	2,008	(508)	133.84%
R & M - equipment	10,000	1,753	8,247	17.53%
R & M - vehicles	4,000	6,567	(2,567)	164.18%
Software maintenance	56,160	43,058	13,102	76.67%
Supplies	6,000	9,321	(3,321)	155.35%
<b>Total engineering</b>	<b>318,660</b>	<b>186,250</b>	<b>132,410</b>	<b>58.45%</b>
<b>Operations</b>				
R & M - lines & equipment	415,000	505,650	(90,650)	121.84%
R & M - tanks	160,000	16,733	143,267	10.46%
Fuel	40,000	28,185	11,815	70.46%
Office supplies	2,000	252	1,748	12.62%
R & M - vehicles	45,000	49,940	(4,940)	110.98%
Supplies	10,000	36,798	(26,798)	367.98%
Utilities - pump stations	250,000	309,401	(59,401)	123.76%
Potholing	50,000	47,565	2,435	95.13%
R & M - remote facilities	220,000	23,975	196,025	10.90%
Telemetry	112,200	127,821	(15,621)	113.92%
Consulting	60,000	-	60,000	0.00%



**FORT COLLINS - LOVELAND WATER DISTRICT  
SCHEDULE OF REVENUE AND EXPENDITURES -  
BUDGET vs ACTUAL**

	Amended Budget	Actual - Budgetary Basis	Variance Under Budget (Over Budget)	Percentage of Budget
Software maintenance	24,500	12,669	11,831	51.71%
<b>Total operations</b>	<b>1,388,700</b>	<b>1,158,988</b>	<b>229,712</b>	<b>83.46%</b>
<b>Business office</b>				
Bank service charges	45,000	31,747	13,253	70.55%
Miscellaneous expense	500	-	500	0.00%
On-line bill processing	125,000	121,941	3,059	97.55%
Payroll processing	13,000	10,066	2,934	77.43%
Postage	71,000	80,997	(9,997)	114.08%
Printing	46,000	55,469	(9,469)	120.59%
Publications & notices	1,000	281	719	28.08%
R & M - office equipment	11,000	3,682	7,318	33.47%
Software maintenance	90,000	54,917	35,083	61.02%
Supplies	19,000	16,918	2,082	89.04%
Consulting	136,200	250,243	(114,043)	183.73%
Customer relations	6,000	5,529	471	92.15%
Water conservation	100,000	36,214	63,786	36.21%
Meter hosting service	50,000	49,182	818	98.36%
Water quality testing	45,000	38,643	6,357	85.87%
Utility locates	30,000	40,352	(10,352)	134.51%
Fuel	13,000	10,579	2,421	81.38%
R & M - vehicles	4,000	2,533	1,467	63.33%
<b>Total business office</b>	<b>805,700</b>	<b>809,292</b>	<b>(3,592)</b>	<b>100.45%</b>
<b>IT and data</b>				
Consulting	596,000	374,478	221,522	62.83%
Security	25,525	27,133	(1,608)	106.30%
Telephone	25,000	27,559	(2,559)	110.24%
Software renewal and maintenance	17,100	7,889	9,211	46.13%
Supplies	1,000	680	320	67.99%
<b>Total IT and data</b>	<b>664,625</b>	<b>437,739</b>	<b>226,886</b>	<b>65.86%</b>



**FORT COLLINS - LOVELAND WATER DISTRICT  
SCHEDULE OF REVENUE AND EXPENDITURES -  
BUDGET vs ACTUAL**

	Amended Budget	Actual - Budgetary Basis	Variance Under Budget (Over Budget)	Percentage of Budget
<b>Human resources</b>				
Consulting	30,000	-	30,000	0.00%
Software renewal and maintenance	1,200	-	1,200	0.00%
Supplies	3,000	196	2,804	6.53%
<b>Total human resources</b>	<b>34,200</b>	<b>196</b>	<b>34,004</b>	<b>0.57%</b>
<b>Administration</b>				
Directors' fees	14,400	9,639	4,761	66.94%
Directors' payroll taxes	1,150	699	451	60.75%
Directors' expense	15,000	21,247	(6,247)	141.65%
Audit & consulting fees	27,500	27,633	(133)	100.48%
Collection fees	18,748	35,667	(16,919)	190.24%
Consulting services	50,000	8,576	41,424	17.15%
Contingency	15,000	10,386	4,614	69.24%
Dues & subscriptions	13,950	14,135	(185)	101.33%
Insurance - liability	136,000	136,700	(700)	100.51%
Insurance - property	107,000	106,770	230	99.79%
Janitorial service	20,000	20,025	(25)	100.13%
Legal	250,000	241,359	8,641	96.54%
Miscellaneous expenses	100	0	100	0.44%
R & M - administration building	250,000	47,008	202,992	18.80%
Utilities - admin building	40,000	27,117	12,883	67.79%
Fuel	7,000	3,797	3,203	54.25%
R & M - vehicles	4,000	771	3,229	19.28%
Leased office space	80,400	64,884	15,516	80.70%
<b>Total administration</b>	<b>1,050,248</b>	<b>776,414</b>	<b>273,834</b>	<b>73.93%</b>
<b>Operating expenses before operating capital replacement</b>	<b>17,048,380</b>	<b>14,377,327</b>	<b>2,671,052</b>	
<b>Operating income (loss) before operating capital replacement</b>	<b>5,214,161</b>	<b>6,911,687</b>	<b>(1,697,526)</b>	
<b>Operating Capital Replacement</b>				
Source & treatment - operating	910,000	201,375	708,625	22.13%
Meters - operating	299,650	449,860	(150,210)	150.13%
Distribution - operating	12,078,000	1,763,694	10,314,306	14.60%
Operations equipment	316,700	196,533	120,167	62.06%





**FORT COLLINS - LOVELAND WATER DISTRICT  
SCHEDULE OF REVENUE AND EXPENDITURES -  
BUDGET vs ACTUAL**

	Amended Budget	Actual - Budgetary Basis	Variance Under Budget (Over Budget)	Percentage of Budget
Office & engineering equipment	292,000	157,529	134,471	53.95%
Building improvements - operating	1,110,000	31,823	1,078,177	2.87%
<b>Total operating capital replacement</b>	<b>15,006,350</b>	<b>2,800,814</b>	<b>12,205,536</b>	<b>18.66%</b>
<b>Total operating expenses</b>	<b>32,054,730</b>	<b>17,178,141</b>	<b>14,876,589</b>	<b>53.59%</b>
<b>Operating income (loss)</b>	<b>(9,792,189)</b>	<b>4,110,873</b>	<b>(13,903,062)</b>	

**Non-Operating Expenses**

*DEBT RELATED EXPENSES*

Interest on CWCB notes	5,597	5,596	1	99.99%
Debt service - CWCB notes	11,989	11,989	-	100.00%
Interest on bonds (2023 issue)	3,594,792	3,594,792	0	100.00%
Debt service - 2023 issue	3,070,000	3,070,000	-	100.00%

*CAPITAL PURCHASES & PROJECTS*

Source & treatment	50,000	11,260	38,740	22.52%
Water projects / acquisitions	150,000,000	139,214,767	10,785,233	92.81%
Water storage	2,615,100	2,321,634	293,466	88.78%
Meters	498,800	449,469	49,331	90.11%
Distribution	25,000,000	15,856,826	9,143,174	63.43%

*CLRWTA EXPENSES*

Director & board expenses	5,000	-	5,000	0.00%
Contract support	116,740	68,603	48,137	58.77%
Legal	60,000	37,632	22,368	62.72%
Marketing & public relations	2,500	-	2,500	0.00%
Marketing & public relations - no cost share with partners	15,000	36,944	(21,944)	246.30%
Outside services	17,734	-	17,734	0.00%
Dues & subscriptions	400	341	59	85.27%
General liability and property insurance	50,000	-	50,000	0.00%
Supplies	2,000	-	2,000	0.00%
Contingency	20,000	-	20,000	0.00%
CLRWTA annual operating expense - FCLWD only	-	68,923	(68,923)	0.00%
Water plant design and construction	500,000	-	500,000	0.00%
Water line transmission design & construction	800,000	102,860	697,140	12.86%

<b>Total non-operating expenses</b>	<b>186,435,652</b>	<b>164,851,638</b>	<b>21,584,014</b>	<b>88.42%</b>
-------------------------------------	--------------------	--------------------	-------------------	---------------



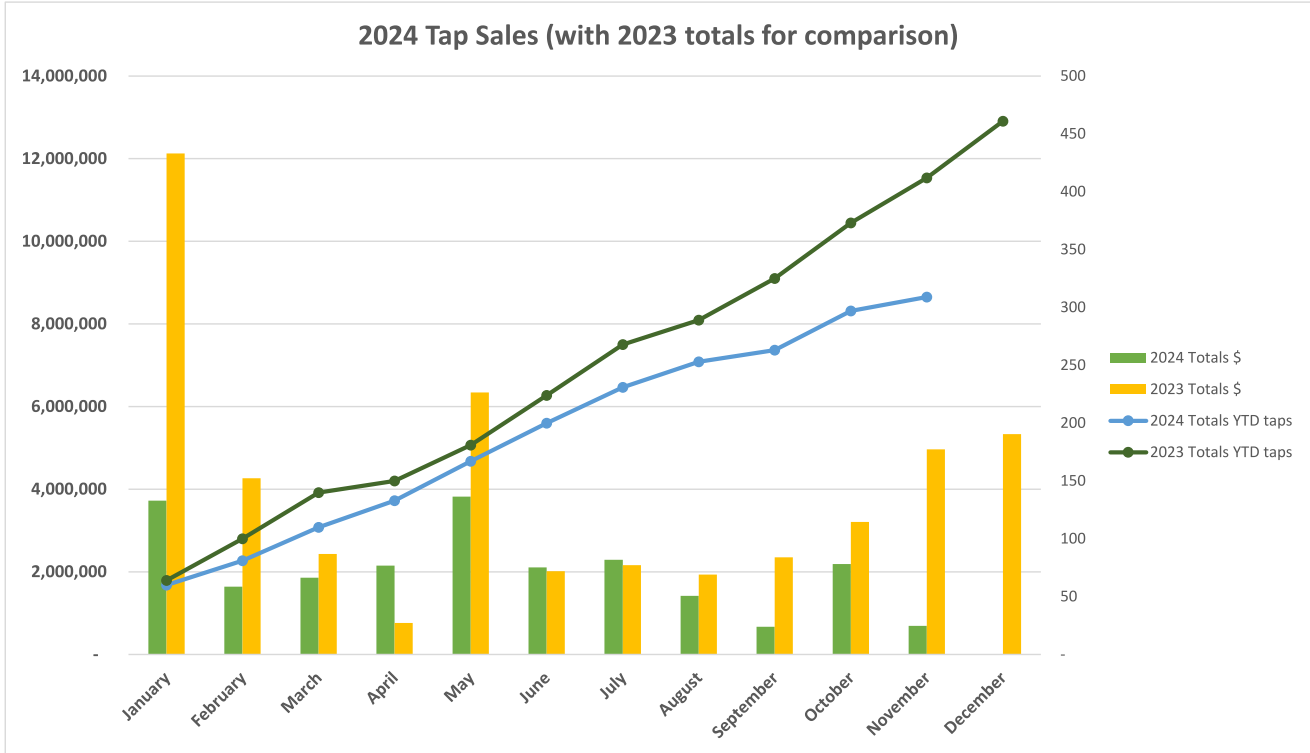
**FORT COLLINS - LOVELAND WATER DISTRICT  
SCHEDULE OF REVENUE AND EXPENDITURES -  
BUDGET vs ACTUAL**

	Amended Budget	Actual - Budgetary Basis	Variance Under Budget (Over Budget)	Percentage of Budget
Total expenses	218,490,382	182,029,779	36,460,602	83.31%
Nonoperating income (loss)	(155,025,278)	(136,561,419)	(18,463,859)	
<b>Net Income (Loss)</b>	<b>\$ (164,817,467)</b>	<b>\$ (132,450,546)</b>	<b>\$ 32,366,921</b>	



November 30, 2024

Tap Sales



	Water Purchased		Water Provided		City Water		2024 Totals			2023 Totals		
	# of taps	\$	# of taps	\$	# of taps	\$	# of taps	\$	YTD taps	# of taps	\$	YTD taps
January	59	3,710,125	1	13,021	-	-	60	3,723,146	60	64	12,125,631	64
February	21	1,642,400	-	-	-	-	21	1,642,400	81	36	4,266,293	100
March	29	1,855,560	-	-	-	-	29	1,855,560	110	40	2,430,549	140
April	23	2,149,968	-	-	-	-	23	2,149,968	133	10	759,955	150
May	34	3,821,240	-	-	-	-	34	3,821,240	167	31	6,339,743	181
June	33	2,109,760	-	-	-	-	33	2,109,760	200	43	2,013,068	224
July	31	2,293,000	-	-	-	-	31	2,293,000	231	44	2,160,416	268
August	22	1,418,120	-	-	-	-	22	1,418,120	253	21	1,933,897	289
September	10	670,920	-	-	-	-	10	670,920	263	36	2,353,585	325
October	32	2,154,560	2	34,000	-	-	34	2,188,560	297	48	3,208,643	373
November	11	688,600	-	-	1	5,327	12	693,927	309	39	4,965,457	412
December			-	-	-	-	-	-		49	5,332,087	461
Totals	305	22,514,253	3	47,021	1	5,327	309	22,566,601		461	47,889,322	

DISTRICT TAP TOTAL 20,466

**FORT COLLINS-LOVELAND WATER DISTRICT  
DISTRIBUTIONS  
November 2024**

<b>Check #</b>	<b>Issued To</b>	<b>Description</b>	<b>Amount</b>
93708	BECKER SAFETY & SUPPLY	UNIFORM - HARRIS	46.00
93709	COLORADO ANALYTICAL LAB	WATER - DRINKING 524.2 TTHMS, WATER - DRINKING 552.2 HAA5	1,760.00
93710	COMCAST	INTERNET SERVICE	455.91
93711	CORE & MAIN LP	S.C. OP NUT OR 7/8" SQUARE, A-6 ANIT-FRIC WASHER	1,418.88
93712	CTL THOMPSON INC	ZONE 5 - HORSETOOTH - PHASE II COMPACTION & ASPHALT TESTING, WESTERN BACKBONE - PHASE II COMPACTION & CONCRETE TESTING	7,780.00
93713	DATAPRINT SERVICES, LLC	POSTAGE FOR FCLWD, PRINTING FOR FCLWD	5,392.25
93714	CITY OF FORT COLLINS - PERMITS	ROW EXCAVATION PERMIT FEES - 3113 S TAFT HILL, ROW EXCAVATION PERMIT FEES - 7445 MATHESON DR, ROW EXCAVATION PERMIT FEES - 462 SAN JUAN DR	1,359.15
93715	GRAY MATTER SYSTEMS, LLC	SCADA MAINTENANCE	9,620.00
93716	GREYSTONE TECHNOLOGY	TOTAL CARE PREMIER - NOVEMBER	17,050.00
93717	JAX, INC.	BOOTS_MYHRE	174.29
93718	LARIMER COUNTY SOLID WASTE	RUBBLE COMMERCIAL	748.66
93719	LOVELAND FORD-LINCOLN	R&M - TRUCK #1119 - VIN: 1FT8W3BT7NEE85497	445.90
93720	NORTH WELD COUNTY WATER DISTRICT	BUSS GROVE METERED USAGE 2024	30,162.50
93721	PROVIDENCE INFRASTRUCTURE CONSULTANTS	CLRWTA WATER TRANSMISSION - ENGINEERING SERVICES	47,511.88
93722	ROBERT HALF	TEMP AGENCY - STAFF CONVERSION FEE	12,064.00
93723	SIMON	67 ROCK & STRUCTURAL FILL	1,536.76

**FORT COLLINS-LOVELAND WATER DISTRICT  
DISTRIBUTIONS  
November 2024**

<b>Check #</b>	<b>Issued To</b>	<b>Description</b>	<b>Amount</b>
93724	STAPLES BUSINESS CREDIT	OFFICE SUPPLIES, OFFICE SUPPLIES - OPERATIONS	281.88
93725	TCASE CONSTRUCTION	PATCH BACK 9 TONS - NEPTUNE REPAIR	2,700.00
93726	UTILITY NOTIFICATION CENTER	RTL TRANSMISSIONS, POSITIVE RESPONSE RE-NOTIFICATION	2,466.48
93727	USAVISION	VISION COVERAGE	1,630.42
93728	WESTERN STATES LAND SERVICES LL	WESTERN BACKBONE - AS NEEDED REAL ESTATE SERVICES, CLRWTA TRANSMISSION LINE - LAND & EASEMENT SERVICES	1,327.90
93729	XCEL ENERGY	ELECTRIC AT 15470 88 3/4 PIERCE FARM - 53-0014890778-1	3.76
93730	XEROX CORPORATION	BASE CHARGE, BLACK METER CHARGE, COLOR METER CHARGE	243.09
93731	AMAZON CAPITALSERVICES	3 DRAWER FILE CABINET, COAT RACK	195.53
93732	ANTHEM BC/BS	FCLWD MEDICAL COVERAGE	51,116.53
93733	ARC, INC.	JANITORIAL SERVICES - 5150 SNEAD, JANITORIAL SERVICES - TRAILER, JANITORIAL SERVICES - ADDTL TRAILER	1,145.03
93734	AVI ENGINEERING PLANNING SURVEYING	ZONE 5 TRANSMISSION PH02 CONSTRUCTION - 9/1/24-9/30/24	18,556.51
93735	DAVID BLAISDELL	CLASS 4 EXAM APPLICATION FEE, TESTING FEE, AIRPORT COUNTER - BADGE RENEWAL FEE	179.00
93736	COLORADO SPECIAL DISTRICTS POOL	2025 WORKERS' COMPENSATION RENEWAL	30,427.00
93737	VOID	VOID	0.00
93738	DATAPRINT SERVICES, LLC	POSTAGE FOR FCLWD, PRINTING FOR FCLWD	5,095.09

**FORT COLLINS-LOVELAND WATER DISTRICT  
DISTRIBUTIONS  
November 2024**

<b>Check #</b>	<b>Issued To</b>	<b>Description</b>	<b>Amount</b>
93739	EANALYTICS LABORATORY LLC	WATER QUALITY TESTING - ZONE 5 PH2	210.00
93740	EMPLOYERS COUNCIL SERVICES, INC.	NEW HIRE SCREENING - DAPPEN/BIXLER	199.50
93741	FORT COLLINS WINLECTRIC	TFFN 16 GAUGE BUILDING WIRE - TAFT PS, TFFN 16 GAUGE BUILDING WIRE - TAFT PS	297.61
93742	FORT COLLINS CONNEXION	INTERNET SERVICE FOR SNEAD	429.90
93743	CITY OF FORT COLLINS UTILITIES	ELECTRIC AT 3103 E HARMONY RD MASTER 364522-55780, ELECTRIC AT 4100 S TAFT HILL RD PUMP 334982-21042, ELECTRIC AT 5101 ZIEGLER RD PUMP 364522-81399	3,441.19
93744	CITY OF FORT COLLINS	HARMONY AND ROCK CREEK CONNECTIONS - 53.32 MG	158,568.35
93745	GRAY MATTER SYSTEMS, LLC	PS GMS SERVICES	60,485.87
93746	HENSEL PHELPS CONSTRUCTION CO	LONGVIEW PUMP STATION - SITE INVESTIGATION, AIRPORT PUMP STATION - SITE INVESTIGATION	9,072.00
93747	LARIMER COUNTY CANAL NO.2 IRR COMPANY	PLAN REVIEW FEE, LEGAL FEES FOR AGREEMENT, DEPOSIT FOR ENGINEERING REVIEW, PERMIT FEES	9,150.00
93748	LOVELAND FORD- LINCOLN	R&M - TRUCK #1127 - VIN: 1FT8W2BA6RED73773	104.23
93749	MAXEY TRAILER SALES & TRUCK FITTING	LIGHT STT SEALED RND RED - OVERLAND PUMP STATION, STRAP RATCHET W/WIRE HOOK	12.78

**FORT COLLINS-LOVELAND WATER DISTRICT  
DISTRIBUTIONS  
November 2024**

<b>Check #</b>	<b>Issued To</b>	<b>Description</b>	<b>Amount</b>
93750	O'REILLY FIRST CALL	WIPER BLADES_TRUCK 1105_VIN: 1FTPF1EF6EKD82921, DSL ANTIGEL FOR DEISEL EQUIPMENT, 26OZ ANTIGEL FOR DEISEL EQUIPMENT, DSL ANTIGEL FOR DEISEL EQUIPMENT	219.79
93751	VOID	VOID	0.00
93752	TOWN OF PIERCE	WATER & SEWER AT 15470 CR 88 3/4 PIERCE	175.00
93753	ULINE, INC.	1M/CT BLUE PADLOCK SEALS	208.32
93754	UMB BANK	WATER REVENUE BONDS SERIES 2023	4,795,500.00
93755	VERIZON CONNECT FLEET USA LLC	FLEET GPS SERVICES - FCLWD	727.45
93756	VESTIS	RESTROOM SERVICE, MAT NYLON/RUBBER, SCRAPER MAT, SERVICE CHARGE, LOGO MATS	278.50
93757	WESTWATER RESEARCH LLC	WATER RESOURCE CONSULTING	1,816.25
93758	WEX BANK	ENGINEERING FUEL, OPERATIONS FUEL, ADMIN FUEL, OFFICE & FIELD SERVICES FUEL	4,700.94
93759	WILDROCK PUBLIC RELATIONS & MARKETING	CLRWTA MONTHLY SERVICES, MICROSOFT 365 MONTHLY FEE, MONTHLY SERVICES, CLRWTA HOURLY WORK	14,014.00
93760	ZULTYS, INC	PHONE SERVICE	829.26
93761	CONVERGINT TECHNOLOGIES LLC	MAINTENANCE SERVICE - CAMERA REPLACEMENT/FIX AT REMOTE SITES	5,750.00
93762	JAMES PEST CONTROL	PEST TREATMENT	75.00
93763	REPUBLIC SERVICES #642	WASTE SERVICES	268.86
93764	JAMES BORLAND	DIRECTORS' FEES	92.35
93765	WILLIAM DIETERICH	DIRECTORS' FEES	92.35
93766	PETER O'NEILL	DIRECTORS' FEES	92.35

**FORT COLLINS-LOVELAND WATER DISTRICT  
DISTRIBUTIONS  
November 2024**

<b>Check #</b>	<b>Issued To</b>	<b>Description</b>	<b>Amount</b>
93767	STEPHEN W SMITH	DIRECTORS' FEES	92.35
93768	DENIS SYMES	DIRECTORS' FEES	92.35
93769 - 93785	CUSTOMER REFUNDS	OVERPAYMENT REFUNDS	3,111.04
93786	ALLY UTILITY CONSULTING	CLRWTA - OCTOBER WORK - MONTHLY MEETING - 2025 BUDGET - INSURANCE	18,599.25
93787	AT & T MOBILITY	DISTRICT CELL PHONES & OTHER DEVICES, SECURITY, TELEMETRY	4,143.06
93788	AT&T MOBILITY - CC	IOT SIM CARD - OT TELEMETRY	21.50
93789	BLUE MARGIN, INC.	MDS - MONTHLY SUBSCRIPTION	10,000.00
93790	CD ENGINEERING, INC.	DEVELOPMENT REVIEW & SPECIFICATION UPDATE	2,570.00
93791	COLLINS COLE FLYNN WINN ULMER	FCLWD GENERAL LEGAL FEES	7,353.50
93792	CONNELL RESOURCES	TIMBERLINE RD AC WATERLINE REPAIR, 328 S OVERLAND TRAIL REPAIRS, WESTERN BACKBONE TRANSMISSION PH 2A - 9/28/24- 11/2/24	132,400.12
93793	CONVERGINT TECHNOLOGIES LLC	MAINTENANCE SERVICES ON SNEAD SECURITY PANEL	1,095.00
93794	CORE & MAIN LP	STAINLESS STEEL PIPE FITTING 3.45-3.70, 3" & 4" SS MEGALUG, 4STL GUARD POST 7', 3" MEGALUG ACC KIT JOINT RESTRAINT, 3" MEGALUG ACC KIT JOINT RESTRAINT	2,193.52
93795	DANA KEPNER COMPANY	520M MXU 1 PORT RADIO, HOURLY READ LEAK DET, 1-1/2" CORDONEL METER, 2" C2 MEAS CHAMBER HEAD	108,679.00
93796	DATA WEST	2025 MAINTENANCE AGREEMENT FOR BILLMASTER & WEBSHARE	13,953.85



**FORT COLLINS-LOVELAND WATER DISTRICT  
DISTRIBUTIONS  
November 2024**

<b>Check #</b>	<b>Issued To</b>	<b>Description</b>	<b>Amount</b>
93797	EANALYTICS LABORATORY LLC	WATER QUALITY TESTING - SCOOTERS COFFEE	70.00
93798	ERB LAW, LLC	CLRWTA GENERAL LEGAL FEES	4,854.40
93799	FORT COLLINS LOVELAND WATER DISTRICT	WATER AT 5150 SNEAD DR	61.77
93800	FORT COLLINS WINLECTRIC	TAFT PUMP STATION SCADA - WIRES & CONNECTORS, CROSSROADS MV - ZNC W/T COND HUB	109.26
93801	FIRSTBANK	EDUCATION & TRAINING, SDA CONFERENCE, FCLWD SWAG, DRINKS AND SNACKS, EMPLOYEE RECOGNITION GIFT CARD, LUNCH MEETINGS, PIZZA WITH PLETCHER, SAFETY MEETING, TRAINING BREAKFAST, AIRPORT BADGES, ASCE MEMBERSHIP DUES - CHALFANT, SYSTEM OPERATOR CLASS 2, KITCHEN AND CLEANING SUPPLIES, MARKETING EMAIL, WEBSITE MONITORING/UPDATE, START UP DIGITAL PLATFORM, FACEBOOK ADS, BOARD MEMBER IT SUPPORT MEMBERSHIP, COMPUTER EQUIPMENT RECYCLING, BOARD MEETING FOOD, SDA CONFERENCE, OFFICE SUPPLIES, OIL CHANGE- ACADIA - VIN: 1GKKNLLS6PZ263614, METER NUTS & BOLTS, SPECIAL WARRANTY DEED FOR CITIZENS PRINTING, CLRWTA ROOM RENTAL PARTNER MEETING, FEDEX DELIVERIES	7,455.76
93802	VOID	VOID	0.00
93803	VOID	VOID	0.00

**FORT COLLINS-LOVELAND WATER DISTRICT  
DISTRIBUTIONS  
November 2024**

<b>Check #</b>	<b>Issued To</b>	<b>Description</b>	<b>Amount</b>
93804	FRONT RANGE RAYNOR	SHOP DOOR REPAIR - LABOR, WEATHER SEAL	420.50
93805	FUZION FIELD SERVICES, LLC	PT STANDARD MONTHLY RENTAL	120.00
93806	GENERAL AIR COMPANY	SKULLERZ 8973 WHITE HARDHET - BIXLER	54.73
93807	WW GRAINGER, INC.	PIPE WRENCH, KNEELING MAT, LOCKING PLIER, BLUE MASKING TAPE	127.44
93808	GREYSTONE TECHNOLOGY	CISCO SWITCH - SCADA REPLACEMENT, 5690 LAPTOP - PROCTOR, DELL 32IN MONITORS, DELL DOCKING STATION, ADDITIONAL WINDOWS SERVER LICENSE - 2ND SCADA AD SERVER	6,550.89
93809	KANSAS CITY LIFE	DENTAL BENEFITS	2,894.40
93810	LARIMER COUNTY SOLID WASTE	COMM GREENWASTE	52.00
93811	LINCOLN FINANCIAL GROUP	LTD/STD/LIFE/ADD INSURANCE	4,854.48
93812	LOVELAND BARRICADE, LLC	TRAFFIC CONTROL - CR 34C & CR 5, TRAFFIC CONTROL - EMERGENCY - 725 S OVERLAND TRAIL	2,341.75
93813	CITY OF LOVELAND CURRENT PLANNING	LONGVIEW PUMP STATION - CIVIL CONSTRUCTION PLANS & REVISIONS, SITE DEVELOPMENT PLAN FOR USE BY RIGHT & LIMITED USE	2,700.00
93814	LOVELAND FIRE RESCUE AUTHORITY	AIRPORT PUMP STATION - CIVIL CONSTRUCTION PLANS & REVISIONS	750.00
93815	LYONS GADDIS	FCLWD GENERAL LEGAL FEES	9,730.50
93816	MEDICINE FOR BUSINESS AND INDUSTRY	DRUG/ALCOHOL SCREENING - AVALOS	70.00
93817	CARLOS MEDINA	BREAKFAST BURRITOS FOR WORK CREW	118.62

**FORT COLLINS-LOVELAND WATER DISTRICT  
DISTRIBUTIONS  
November 2024**

<b>Check #</b>	<b>Issued To</b>	<b>Description</b>	<b>Amount</b>
93818	MILLER LAND & LIVESTOCK OF NORTHERN CO	2.5 SHARES OF NPIC	625,000.00
93819	NORTH POUUDRE IRRIGATION CO	NPIC NEW CERTIFICATE FEE - MILLER LAND & LIVESTOCK OF NOCO LCC	200.00
93820	OFFICESCAPES OF DENVER	NEW HIVE DESK - TABLE TOP, TABLE LEGS	410.67
93821	PITNEY BOWES GLOBAL FINANCIAL SERVICES	POSTAGE MACHINE LEASE	163.53
93822	RAFTELIS	PROFESSIONAL FEES, TECHNOLOGY & COMMUNICATIONS CHARGE	2,690.00
93823	SOLDIER CANYON WATER TREATMENT AUTHORIT	WATER PURCHASED, WATER RESOURCES, RENEWAL AND REPLACEMENT FUND, LARIMER CTY CANAL #2 EXCESS CAPACITY 2024	404,417.12
93824	TST CONSULTING ENGINEERS, INC.	BUSS GROVE 24" WATERLINE - PROFESSIONAL PERSONNEL, UNIT BILLING - MILEAGE & XEROX BOND	16,145.75
93825	TYLER TECHNOLOGIES, INC	BILLING SYSTEM CONVERSION - COA SETUP AND TRAINING	1,400.00
93826	WESTWATER RESEARCH LLC	MONTHLY RETAINER	10,000.00
93827	WILLIAMS SCOTSMAN, INC.	60X24 MODULAR, RENTAL TAX, PREMIUM CONFERENCE PKG T2, PROF WORKSTATION PKG T2, L-DESK, ADA/IBC RAMP, PREM. OFFICE PACKAGE T2, RESTROOM W/1X WEEKLY SERVICE	4,296.41
93828	VOID	VOID	0.00
93829	CITY OF LOVELAND CURRENT PLANNING DIV	AIRPORT TRANSMISSION - CIVIL CONSTRUCTION PLANS & REVISIONS	500.00

**FORT COLLINS-LOVELAND WATER DISTRICT  
DISTRIBUTIONS  
November 2024**

<b>Check #</b>	<b>Issued To</b>	<b>Description</b>	<b>Amount</b>
93830	LOVELAND FIRE RESCUE AUTHORITY	LONGVIEW PUMP STATION - CIVIL CONSTRUCTION PLANS & REVISIONS, SITE DEVELOPMENT PLAN FOR USE BY RIGHT & LIMITED USE	1,000.00
93831	JAMES BORLAND	DIRECTORS' FEES AND NORTHERN WATER FALL SYMPOSIUM	184.70
93832	WILLIAM DIETERICH	DIRECTORS' FEES AND NORTHERN WATER FALL SYMPOSIUM	184.70
93833	PETER O'NEILL	DIRECTORS' FEES	92.35
93834	STEPHEN W SMITH	DIRECTORS' FEES AND NORTHERN WATER FALL SYMPOSIUM	184.70
93835	DENIS SYMES	DIRECTORS' FEES	92.35
93836	LAKE CANAL COMPANY OF COLORADO	BUSS GROVE 24" - DITCH CROSSING REVIEW & LEGAL FEES	13,200.00
93837	CONNELL RESOURCES	ZONE 5-PH2 HORSETOOTH PROJECT - 9/28/24-11/9/24	1,205,508.51
93838 - 93863	CUSTOMER REFUNDS	OVERPAYMENT REFUNDS	6,324.27
93864	AFLAC	SUPPLEMENT INSURANCE - FCLWD	171.27
93865	AMAZON CAPITALSERVICES	SCREEN PROTECTORS AND CASES FOR IPHONE 14, RACK MOUNT CAGE - SERVER ROOM, 25 PACK BADGE HOLDERS	99.33
93866	BECKER SAFETY & SUPPLY	HI-VIS CLASS 3 TYPE - KUNZIE, UNIFORMS - MEREDITH, SAFETY EYEWEAR	245.00
93867	BOMGAARS	BOOTS - MEDINA, UNIFORMS - KUNZIE, BOOTS - MEREDITH, UNIFORMS - BIXLER, BOOTS - BIXLER, UNIFORM - MYHRE, UNIFORM - SANDOVAL	904.94

**FORT COLLINS-LOVELAND WATER DISTRICT  
DISTRIBUTIONS  
November 2024**

<b>Check #</b>	<b>Issued To</b>	<b>Description</b>	<b>Amount</b>
93868	CAPSTONE, INC.	SNEAD FACILITY IMPROVEMENTS PROJECT - COST ESTIMATING SERVICES GENERAL LABOR	14,883.75
93869	CONNELL RESOURCES	RIVER WEST PATCH - 10/9/24	8,749.82
93870	CYBER74, LLC	NOV TUNGSTEN COMPLETE INVOICE	5,250.00
93871	DATAPRINT SERVICES, LLC	POSTAGE FOR FCLWD, PRINTING FOR FCLWD	3,632.26
93872	DISCOUNT TIRE	TIRES - TRUCK#1105 - VIN:1FTPF1EF6EKD82921	962.64
93873	DITESCO	ZONE 5 - 30% DESIGN - PROFESSIONAL SERVICES - 10/1/24-10/31/24	21,447.20
93874	EANALYTICS LABORATORY LLC	WATER QUALITY TESTING - ZONE 5 PHASE 2	70.00
93875	EUROFINS EATON ANALYTICAL, LLC	TESTING UCMR4 545	1,070.00
93876	FORT COLLINS LOVELAND WATER DISTRICT	WATER AT TIMNATH TANK 02455620-01, WATER AT 4100 S TAFT HILL RD	43.89
93877	VOID	VOID	0.00
93878	GENERAL AIR COMPANY	SURVEYOR CLASS 2 VESTS - BIXLER	26.50
93879	GRAY MATTER SYSTEMS, LLC	2024 SCADA MAINTENANCE, OCTOBER 2024 PROFESSIONAL SERVICES	9,805.00
93880	GREYSTONE TECHNOLOGY	PEN TEST REMEDIATION PROJECT, NOV CLOUD SERVICES, NOV AZURE CLOUD SERVICES, LICENSE FOR 2ND SCADA FIREWALL, SONICWALL LICENSE FOR 2 SCADA FIREWALL	8,463.62
93881	IRRIGATION ASSOCIATION	WATER & ENERGY AGENCY REGULAR ASSOCIATE DUES	563.33
93882	IRTH SOLUTIONS	DIGTIX SUBSCRIPTION FEES, DIGTIX TICKETS -OVERAGE	7,977.00

**FORT COLLINS-LOVELAND WATER DISTRICT  
DISTRIBUTIONS  
November 2024**

<b>Check #</b>	<b>Issued To</b>	<b>Description</b>	<b>Amount</b>
93883	KING SURVEYORS	PROJECT SURVEYOR, DRAFTSMAN, GPS CREW	4,483.50
93884	CITY OF LOVELAND	ELECTRIC AT 6900 N BOYD LAKE AVE, ELECTRIC AT 3951 E COUNTY ROAD 30, ELECTRIC AT 7450 E CROSSROADS BLVD TANK, ELECTRIC AT 150 W 71ST ST	7,802.91
93885	MEDICINE FOR BUSINESS AND INDUSTRY	DOT PHYSICAL SCREENING - SANDOVAL, DOT DRUG/ALC PRE- EMPLOYMENT SCREENING - BIXLER	171.30
93886	MMS ENVIRONMENTAL LABS	TOTAL COLIFORM TESTING	1,820.00
93887	PITNEY BOWES GLOBAL FINANCIAL SERVICES	RED INK CARTRIDGES FOR POSTAGE MACHINE	182.58
93888	RED WING BUSINESS ADVANTAGE ACCOUNT	BOOTS - BEROLO	200.00
93889	SAFELITE FULFILLMENT, INC	WINDSHEILD_FORD ESCAPE_VIN: 1FMCU9G61LUC18733	1,150.81
93890	SOUTH FORT COLLINS SANITATION DISTRICT	SEWER AT 5150 SNEAD - 32621	120.00
93891	TCASE CONSTRUCTION	SAN JUAN STREET - PATCH R&R 6" DEEP	1,400.00
93892	VESTIS	RESTROOM SERVICE, MAT NYLON/RUBBER, SCRAPER MAT, SERVICE CHARGE, LOGO MATS	278.50
93893	WILLIAMS SCOTSMAN, INC.	SINGLE STORY - 20'X24' FLEX CPX, PERSONAL PROPERTY EXPENSE, LG. FORMAT FLEX WINDOWS, OSHA STEPS WITH CANOPY, FLEXIGLASS	2,221.30

**FORT COLLINS-LOVELAND WATER DISTRICT  
DISTRIBUTIONS  
November 2024**

<b>Check #</b>	<b>Issued To</b>	<b>Description</b>	<b>Amount</b>
93894	VOID	VOID	0.00
93895	CITY OF FORT COLLINS	TRILBY TANK FEEDER LINE PROJECT - 1041 SURITY	24,900.00
93896	CITY OF FORT COLLINS UTILITIES	ELECTRIC AT 1093 S OVERLAND TRL 536957-86382	8,735.70
93897 - 93931	CUSTOMER REFUNDS	OVERPAYMENT REFUNDS	5,338.36
ACH	POUDRE VALLEY REA 2389	ELECTRIC AT 2738 W CO RD 38E-PUMP STATION	478.33
ACH	POUDRE VALLEY REA 2389	ELECTRIC AT 2890 W TRILBY RD	28.26
ACH	POUDRE VALLEY REA 2389	ELECTRIC AT 8110 S CO RD 13	68.50
ACH	POUDRE VALLEY REA 2389	ELECTRIC SERVICE FOR 1970A COLORADO BLVD	51.32
ACH	XCEL ENERGY	ELECTRIC AT 5800 E COUNTY ROAD 40	575.22
ACH	XCEL ENERGY	ELECTRIC AT 7093 COUNTY ROAD 40	26.64
ACH	XCEL ENERGY	ELECTRIC AT 5575 E COUNTY ROAD 26	19.58
ACH	XCEL ENERGY	GAS AT 5150 SNEAD DR	140.53
ACH	XCEL ENERGY	ELECTRIC AT 1170 S OVERLAND TRL BLDG	30.84
ACH	CITY OF FORT COLLINS UTILITIES	ELECTRIC AT 5150 SNEAD DR	1,208.12
ACH	CITY OF FORT COLLINS UTILITIES	ELECTRIC AT 5603 S TIMBERLINE RD	43.92
ACH	CITY OF FORT COLLINS UTILITIES	ELECTRIC AT 3211 ROCK CREEK DR	56.86
ACH	CITY OF FORT COLLINS UTILITIES	ELECTRIC AT 2825 SKIMMERHORN ST PUMP	48.78
ACH	CITY OF FORT COLLINS UTILITIES	ELECTRIC AT 6600 S COLLEGE AVE PUMP	45.94
11/8/24	Payroll		139,528.36
11/8/24	Mission Square		9,307.34
11/22/24	Payroll		141,785.29
11/22/24	Mission Square		14,622.27

**FORT COLLINS-LOVELAND WATER DISTRICT  
DISTRIBUTIONS  
November 2024**

<b>Check #</b>	<b>Issued To</b>	<b>Description</b>	<b>Amount</b>
<b>Total</b>			<b>8,410,578.96</b>



**FORT COLLINS - LOVELAND WATER DISTRICT  
BOARD MEETINGS (3RD TUESDAY @ 7:00 P.M.):**

**JANUARY 21, 2025  
FEBRUARY 18, 2025  
MARCH 18, 2025  
APRIL 15, 2025  
MAY 20, 2025  
JUNE 17, 2025**

**JULY 15, 2025  
AUGUST 19, 2025  
SEPTEMBER 23, 2025  
OCTOBER 21, 2025  
NOVEMBER 18, 2025  
DECEMBER 09, 2025**

**Amendment A: MDS Contract Renewal**

**Renewal Term:** The initial term of the contract is hereby extended for 12 months commencing on January 1, 2025, and ending on December 31, 2025. Except as modified in Amendment A, all terms and conditions of the original contract shall remain in effect during the Renewal Term.

**Price:** The monthly price for Managed Data Service (MDS) will be \$10,000 throughout the Renewal Term.

Prior to subsequent renewals, Blue Margin reserves the right to adjust pricing. Any price adjustments will be communicated to the client in writing at least sixty (60) days before the start of the new term. Factors influencing price adjustments may include, but are not limited to, changes in market conditions, inflation, service enhancements, or increased operational costs.

**Termination:**

- The agreement will remain in effect for the entire 12-month term.
- No partial month billing or prorated services will be provided.

---

**SIGNATURES:**

**CLIENT**

Signature: \_\_\_\_\_

Name (Print): \_\_\_\_\_

Title: \_\_\_\_\_

**Blue Margin, Inc.**

Signature: \_\_\_\_\_

Name (Print):     Anne Eisenach    

Title:     VP, Client Delivery

**Blue Margin, Inc.**  
330 S. College Ave, Suite 100  
Fort Collins, Colorado 80524  
(800) 865-6350  
www.bluemargin.com



**Data Lake & Month-to-Month MDS**

**CLIENT:** Fort Collins-Loveland Water District  
5150 Snead Dr.  
Fort Collins, CO 80525  
**ATTN:** Chris Pletcher

**DATE:** 05/23/2024  
**PAYMENT TERMS:** Net-30

---

**PROJECT & DELIVERABLES**

Blue Margin will provide support as specified on *Addendum A* hereto.

---

**OTHER REQUIREMENTS OR TERMS:**

Client will provide:

- Access to key systems and resources, and;
- Access to key subject matter experts throughout the development process.

---

**FEES:**

Customer will pay the Fees on *Addendum B* attached hereto.

---

**TERMS AND CONDITIONS:**

This contract is made under and pursuant to that Master Services Agreement entered into between Blue Margin and Client in October 2022. In the event of any conflict with this contract and the Agreement, the Agreement will govern. All late payments will incur late fees as provided in the Master Services Agreement.

The parties may modify the terms of this contract by submitting a written proposed change order (the "Change Order") which will become part of the applicable contract when executed by both parties, and the services described therein will become part of the Services.

Any services performed by Blue Margin outside the scope of this agreement, such as additional services requested, will be invoiced as a separate contract.

All fees will be paid in US dollars via ACH or by check, without deduction or offset.

---

**SIGNATURES:**


**CLIENT**

Signature: 

Name (Print): Chris Pletcher

Title: General Manager

**Blue Margin, Inc.**

Signature:  Kate Eberle (May 30, 2024 13:41 MDT)

Name (Print): Kate Eberle

Title: Vice President, Business Development

## **Addendum A: MDS Products and Timeline**

### **Data Lake Setup**

#### **Timeline:**

Blue Margin plans to begin data lake setup and source ingestion by 6/17/2024. We anticipate full ingestion and setup will require 2-3 weeks.

If access to source systems is delayed, the timeline will be extended and delay fees may apply.

#### **Activities:**

- Coordinate with the FCLWD team for access to Zultys
- Setup Azure resources
- Identify key transactional tables for lake ingestion
- Develop Synapse pipelines and ingest source data into Azure data lake
- Schedule Synapse pipeline runs and monitor
- Establish SQL endpoint to provide to the FCLWD team

#### **Deliverables**

- Azure cloud data lake with Zultys data

#### **Delay Policy and Fee:**

- Once the project is initiated, we will charge \$1,000/day if progress is blocked by delays in access to source systems
- We will proactively communicate and attempt to solve access delay challenges with FCLWD
- Blue Margin will charge the delay fee if our progress is blocked and reserved resources are unable to continue development while awaiting access

### **Managed Data Service (MDS):**

#### **Timeline:**

- Blue Margin will begin MDS on 07/08/2024 with no set term commitment.

#### **Services Included in MDS:**

- Data Architecture Monitoring:
  - Confirmation / monitoring of ETL runs (Mon-Fri 8 AM – 5 PM MST)
  - ETL process time monitoring and optimization
  - Error detection and resolution for data loads
    - Off-hours failures will be diagnosed and addressed the following business day
- Azure / Power BI Management and Administration
  - User management for Azure resources, databases, and Power BI (adding and removing access)
  - Updating pipelines as source specifics change, but not including migration to different sources
  - New table ingestion, as needed (from sources that have already been ingested into Azure data architecture)
- 30 hours of Client Success Team involvement, including:

- Weekly advisory sessions/sync ups – tailored consulting to cover any topics related to Power BI reporting and Azure, including but not limited to:
  - Query development and optimization support
  - Basic data model updates, including adding columns to mode tables, column data type management, and DAX measures that do not require changes to data structures or sources
  - Assistance locating data from sources (data discovery)
  - Advice on developing reports and support on existing data models
- Report development & enhancements
- Training, advisory, and development support
- Management & prioritization of development backlog
- Break/fix support
- Existing PBI dashboard support

#### **Add-On Services**

- MDS does **not** include:
  - Source migrations or ingesting new sources into client’s Azure data architecture
  - Additional sources can be imported into the data lake at \$10K/source

#### **Tiering-Down MDS**

- FCLWD reserves the right under this agreement to “tier down” MDS for months in which we’re not actively developing dashboards. If FCLWD elects to tier down MDS, we will still monitor the data architecture and ETL runs, and provide support.
- While not required, Blue Margin would appreciate a 30-days’ notice if FCLWD intends to tier down MDS, so that we can plan our capacity accordingly
- If FCLWD tiers down MDS, we will adjust the monthly charge from 10K/month to 5K/month

#### **Hosting:**

- FCLWD will host the data and Azure resources on their Azure tenant.

## **Addendum B: Fees and Invoice Schedule**

### **Fees:**

- **Azure Data Lake Development & Zultys Integration** - \$25,000
- **Month-to-Month MDS** - \$10,000/month
- **Additional Data Sources into Lake House:** \$10,000 per source

### **Invoicing:**

Half of data lake source setup will be invoiced upon setup initiation, the other half upon completion.

Managed Data Services (MDS) will initially be pro-rated and invoiced according to the start date. Subsequent MDS invoices will be sent at the beginning of each month.

## **Addendum C: Renewals and Cancellation**

### **Renewals:**

This contract will automatically renew on a month-to-month basis unless either party provides written notice of the intent to cancel.

Upon renewal, the terms of this contract, including pricing and service levels, may be subject to review and adjustment. Pricing adjustments may be made in response to factors such as changes in market conditions, inflation, or enhancements to the service.

Once under a month-to-month agreement, Blue Margin reserves the right to adjust the pricing with thirty (30) days written notice to the client.

### **Cancellation:**

Upon entering month-to-month agreements, the Client may cancel MDS by providing a written notice of cancellation to Blue Margin.

Termination of this contract, both in full or a partial cancellation of one or more lines of service, requires 30 days' written notice. For example, if you want February to be your final month on a service(s), we'd need notice by the last business day of January.

We do not prorate invoices or provide work for a partial month after the initial month.

Notices of cancellation should be emailed directly to the client's assigned Client Success Manager at the designated Blue Margin email address provided at the start of services.











# 2024-05-23 - FCWLD - Blue Margin - Setup and MDS

Final Audit Report

2024-05-30

Created:	2024-05-30
By:	Kate Eberle (kate.eberle@bluemargin.com)
Status:	Signed
Transaction ID:	CBJCHBCAABAAPmJdjmnJX0DwlfjxhgyfjP74U2ddJyC

## "2024-05-23 - FCWLD - Blue Margin - Setup and MDS" History

-  Document created by Kate Eberle (kate.eberle@bluemargin.com)  
2024-05-30 - 6:40:18 PM GMT- IP address: 38.175.169.251
-  Document emailed to Chris Pletcher (cpletcher@fclwd.com) for signature  
2024-05-30 - 6:40:49 PM GMT
-  Email viewed by Chris Pletcher (cpletcher@fclwd.com)  
2024-05-30 - 7:39:10 PM GMT- IP address: 198.99.80.20
-  Document e-signed by Chris Pletcher (cpletcher@fclwd.com)  
Signature Date: 2024-05-30 - 7:40:06 PM GMT - Time Source: server- IP address: 198.99.80.20
-  Document emailed to Kate Eberle (kate.eberle@bluemargin.com) for signature  
2024-05-30 - 7:40:08 PM GMT
-  Email viewed by Kate Eberle (kate.eberle@bluemargin.com)  
2024-05-30 - 7:41:07 PM GMT- IP address: 38.175.169.251
-  Document e-signed by Kate Eberle (kate.eberle@bluemargin.com)  
Signature Date: 2024-05-30 - 7:41:15 PM GMT - Time Source: server- IP address: 38.175.169.251
-  Agreement completed.  
2024-05-30 - 7:41:15 PM GMT

# Fort Collins-Loveland Water District



To: FCLWD Board  
From: Eric Dowdy, Chris Pletcher  
Date: 12/10/2024  
Re: Additional Stratus Server for SCADA

---

As our distribution system continues to grow, our SCADA requirements continue to expand as well in order to scale with these needs. Our current Stratus server is maxed out on RAM capacity and processor performance; we need an additional server to address our increased current and future needs. The existing Stratus server (FtServer 2900) has about 5 years of life remaining. While we could put all the functions on the new server, the plan is to put primary functions on the new server but use the existing server to share some of the load. In leapfrog fashion, we will then plan on replacing the existing server in about 5 years.

Some of the immediate needs include needing to configure additional Virtual Machines (VMs) to run cyber security software, having more room to rebuild some of the VMs, room to build copies of current environments for testing updates and increased capacity and performance to run additional SCADA software moving forward, including a larger Historian database and increased use of operational predictive maintenance tools.

We evaluated 3 Stratus server options (attached), so that we are consistent with the existing level and type of hardware we currently have. Which is a high availability, fault tolerant virtual machine server housed on-premise. Based on load calculations, and using a planning horizon of 10 years, the team selected the Stratus ZtC Endurance 5100 server. This is in their latest generation of fault tolerant servers using the newest technology and processors. This server allows the District to simultaneously address the immediate need for increased capacity/performance and have the headroom to flex with increased needs for the future.

Budget Line Item:	8540
Annual Budget (2024)	\$12,078,000
Actual through 12/1/2024:	1,700,000
Requested Amount:	\$102,000

5150 Snead Drive  
Fort Collins, Colorado 80525  
Phone: 970-226-3104  
Fax: 970-226-0186  
[www.fclwd.com](http://www.fclwd.com)

OT SCADA - Existing VM on current Stratus Server					
PC Name	Windows OS	Memory	vCPU	HDD	Expected system life/Notes
FCLWD-SCADA-AD01	Server 2019	12GB		4 150GB	This server has been having failures and must be rebuilt. The OS is also 2019 and needs to be updated to Server 2022
FCLWD-SCADA-A	Server 2022	24GB		4 80GB	This server is the Primary SCADA node and should be on a separate server than the Backup SCADA node for maximum business continuity.
FCLWD-SCADA-B	Server 2022	12GB		4 120GB	This server is the Backup SCADA node and should be on a separate server than the Primary SCADA node for maximum business continuity.
FCLWD-HISTORIAN	Server 2016	12GB		4 300GB	This is a critical server for saving Historical data. This server is running on a very old OS and needs to be updated to Server 2022 and the latest version of GE Historian. This system often hits 60-80% of CPU utilization. This system is a newer build. There is no backup RDS server, so if this server goes down, clients must use another method for viewing the SCADA. A plan for a quick VM restore should be put in place. Or backup Cold VM on a separate host.
FCLWD-RDS-A	Server 2022	16GB		4 90GB	This is the backup Active Directory Server. This server should be hosted on a separate physical server in order to maximize business continuity
FCLWD-SCADA-AD2	Server 2022	8GB		2 90GB	This is the original SCADA VM and the Win911 server. The Win911 server will need to be moved to a new host server. The OS is very old and insecure. This server will be decommissioned once all PLCs have been converted.
FCLWD-SCADA	Server 2016	16GB		4 250GB	This is the Stratus Maintenance VM. This requires very little throughput. It must be hosted on the Stratus server that it manages.
fISysMgmt-46333	CentOS 7	2GB		1 20GB	
<b>TOTAL vCPUs used</b>				<b>27</b>	

Summary of Comparisons

The current Host Stratus server which is an iServer 2900 currently has a maximum of 20 usable Logical processors on a single 2.2 Ghz Xeon Silver 4114 processor. The processor is currently over provisioned in order to get 27 processors assigned to the VMs. This is not optimal for any server. Also, this current processor is locked at 2.2 Ghz. Most new OS's and applications require a higher GHz for optimal performance. The Stratus 5100 processor has the ability to use the turbo speed of the processor up to 3.9 Ghz. This is a great system improvement for the Primary system, using the old stratus server as the backup server. The ztc5100 has Dual processors with 24 useable CPUs per processor, given the system 48 vCPU capability. The ztc3100 has a single processor and supports 24 useable vCPUs. As the District moves forward with VMs for Cyber security, analysis, redundancy, etc. more vCPU capability is important for growth. Using the current Stratus iServer2900 to host some of the VMs that require less processing power. The ztc3100 has a maximum memory of 256GB of RAM and the ztc5100 has a maximum memory of 512GB RAM.

Driving Factors

zIC Endurance System Specifications	3100	5100	7100	iServer 2900 (Existing)
Processor(s)	1 x Intel® Xeon® Silver 4410Y processor 2.0 GHz	2 x Intel® Xeon® Silver 4410Y processor 2.0 GHz	2 x Intel® Xeon® Gold 5418Y processor 2.0 GHz	1 x Intel® Xeon® Silver 4114 2.2 GHz
All Core Turbo Max Frequency	2.8 GHz	2.8 GHz	2.8 GHz	NA
Max Turbo Frequency	3.9 GHz	3.8 GHz	3.8 GHz	NA
Intel® Hyper-threaded Cores	12 per processor 12 per compute module	12 per processor 24 per compute module	24 per processor 48 per compute module	10 per processor 10 per compute module
Threads	24 per processor 24 per compute module	24 per processor 48 per compute module	48 per processor 96 per compute module	20 per processor 20 per compute module
Min/max memory	64 GB / 256 GB DDR5 RDIMMS	32 GB / 512 GB DDR5 RDIMMS	256 GB / 1024 GB DDR5 RDIMMS	64 GB / 256 GB DDR5 RDIMMS
Intel UPI speed	16 GT/s	16 GT/s	16 GT/s	9.6GT/s
Maximum memory speed	4000 MT/s	4000 MT/s	4400 MT/s	
Server Cost	\$73,577	\$101,466	\$139,077	N/A

\* Includes Max Memory



Datasheet

# Stratus<sup>®</sup> ztC Endurance<sup>™</sup>

Evolutionary predictive  
fault tolerant computing  
delivering protected,  
serviceable performance  
for next generation,  
sustainable operations.

The Stratus ztC Endurance platform enables organizations to run critical applications without downtime or data loss, in edge or data center environments, using intelligent, predictive fault tolerance based on Stratus' proven redundant hardware architecture, hardened drivers, and Stratus Automated Uptime Layer with Smart Exchange<sup>™</sup>.

Across industries, organizations rely on the continuous availability of mission-critical applications to successfully meet the demand of "always on" operations. For these essential processes and operations, any unplanned downtime can significantly impact productivity, revenue, reputation, and safety. For these operations, failure recovery is not good enough. Organizations running vital applications require continuous availability of data and applications and the modern infrastructure to enable failure prevention.

Both OT and IT teams face the challenge of delivering this reliability in both centralized and distributed locations across their operations. They also may lack on-site technical staff needed to maintain complex inf

Platforms running critical applications must be easy to deploy, easy to manage, and easy to service—and not just in data centers, but at the edge of corporate networks.

Stratus ztC Endurance provides continuous availability and ensures data integrity for mission-critical applications running at the edge, operations center, and data center. Delivering seven nines (99.99999%) uptime, its Automated Uptime Layer with Smart Exchange provides continual proactive health monitoring and automatically takes action to maintain system availability and protect against data loss when needed. Coupled with the platform’s modular design of hot-swappable customer replacement units (CRUs), ztC Endurance makes it easy for OT and IT teams to manage and support. ztC Endurance delivers the processing power and performance to host dozens of software applications as virtual machines (VMs), dramatically reducing the number of PCs or servers required for OT and IT teams to manage and maintain.

## Key Benefits

- **Seven nines availability for critical applications:** Built-in computing fault tolerance delivers 99.99999% availability to run critical applications.
- **No loss of data:** Redundant computing architecture combined with intelligent automated management prevents in-flight data loss and ensures data integrity.
- **“Zero touch” management and support:** Modular design plus pro-active remote health monitoring and self-healing simplifies system management and serviceability for both IT and OT teams.
- **Rapid modernization and workload consolidation:** Modernize infrastructure and streamline operations by leveraging virtualization to consolidate multiple software workloads onto a single platform.
- **Multi-layered security:** Supports multi-layered defense-in-depth approaches, with focus on both process and product security guidelines to ensure maximum protection.
- **Lower TCO:** Reduce IT footprint and purchase fewer software licenses on a highly reliable platform with an expected 7-10 year lifespan, twice that of traditional servers.

## Stratus ztC Endurance features

Using Stratus ztC Endurance, organizations can rapidly modernize IT infrastructure to maximize reliability, simplify manageability, and increase efficiency with minimal risk. Several key features help make ztC Endurance easy to deploy, easy to manage, and easy to service—at the enterprise data center, operations center, or edge location:

English



## Intelligent, predictive fault tolerance

Stratus ztC Endurance delivers built-in fault tolerance that is transparent to applications without any scripting or modification. Stratus' Automated Uptime Layer with Smart Exchange™ (AUL – Smart Exchange) software automatically manages system resources to ensure continuous availability while providing a single system image to operating systems, applications, and users. AUL – Smart Exchange monitors nearly 500 alarm points to predict and avoid a potential failure before it occurs, taking action before operations are impacted.



## Proactive health monitoring

Stratus ztC Endurance delivers automated self-monitoring, alerting, self-diagnosing, and remediation capabilities. Using the Stratus ActiveService™ Network (ASN) or an organization's existing monitoring methods, Stratus, partners and/or customers can receive platform health information and alerts. In most cases, the AUL – Smart Exchange identifies and resolves potential issues before they occur while keeping the appropriate teams informed at all times.



## Industry standard components

Stratus ztC Endurance is engineered with the highest quality industry-standard components – Intel chipsets, RDIMMs, I/O cards, network cards, and NVMe drives. The platforms run standard shrink-wrapped operating systems and hypervisors, support industry-standard application programming interfaces (APIs), and cybersecurity software for ease of management, open interoperability, remote management, and security. Stratus builds on this design with its hardened drivers and built-in fault tolerance.



## Workload consolidation

Stratus ztC Endurance offers the flexibility to run critical applications on bare metal – with the choice of industry-standard operating systems from Microsoft or RedHat – or to consolidate workloads with the hypervisor of your choice – whether VMware vSphere or Microsoft Windows Server with Hyper-V. With built-in virtualization, teams can easily consolidate multiple servers and devices onto a single, fault tolerant platform, allowing them to run more applications, improve performance, reduce total IT footprint and costs while ensuring application availability and uptime.



## Manageable and serviceable by OT and IT

Status ztC Endurance simplifies manageability with remote monitoring capabilities and management APIs interoperable with standard systems. ztC Endurance is also easily serviceable without specialized IT skills or tools. The platform features four pairs of hot swappable customer replaceable unit (CRU) modules. When a CRU module is replaced, the system automatically returns the module to operation, making ztC Endurance ideal for environments with limited IT resources.



## Modular design with redundant CRU modules

Each ztC Endurance platform has four pairs of identical customer replaceable unit modules (CRU modules)—two compute modules, two storage modules, two I/O modules, and two power supply modules. Together with the AUL – Smart Exchange, the redundant pairs of CRU modules act as a single system maintaining 99.99999% availability.



## Connectivity to critical infrastructure

Stratus ztC Endurance provides the highest levels of computing reliability, enabling acquisition of critical data and connection to enterprise systems whether in the data center or at the edge. The platform ensures secure and fast access to crucial data in your Storage Area Network (SAN) with reliable File System (FS) activity. ztC

Endurance enables single pane of glass visibility of your industrial automation infrastructure with OPC-UA Server, integrating standards-based interoperability and security for connectivity with digitized sensors, industrial equipment, and industrial software applications.

## Stratus ztC Endurance models

Stratus ztC Endurance platforms are easy to deploy, easy to manage, and easy to service. We offer three different ztC Endurance models to meet the workload, environment, and budget of today’s application dependent enterprises and edge locations.

### Stratus ztC Endurance 3100




Affordable performance for stable, fixed standalone applications in remote offices, branch offices, or shop floor locations

### Stratus ztC Endurance 5100

Versatility and flexibility for rapidly growing or evolving applications in regional offices, remote plants, or regional data centers

### Stratus ztC Endurance 7100

High performance for high volume data- or transaction-intensive applications in large remote plants or corporate data centers

			
ztC Endurance System Specifications	3100	5100	7100
Compute Module			English



<b>Processor(s)</b>	1 x Intel® Xeon® Silver 4410Y processor 2.0 GHz	2 x Intel® Xeon® Silver 4410Y processor 2.0 GHz	2 x Intel® Xeon® Gold 5418Y processor 2.0 GHz
<b>All Core Turbo Max Frequency Max Turbo Frequency</b>	2.8 GHz 3.9 GHz	2.8 GHz 3.9 GHz	2.8 GHz 3.8 GHz
<b>Intel® Hyper-threaded Cores</b>	12 per processor/ 12 per compute module	12 per processor/ 24 per compute module	24 per processor/ 48 per compute module
<b>Threads</b>	24 per processor/ 24 per compute module	24 per processor/ 48 per compute module	48 per processor/ 96 per compute module
<b>Min/max memory</b>	64 GB / 256 GB DDR5 RDIMMS	128 GB / 512 GB DDR5 RDIMMS	256 GB/ 1024 GB DDR5 RDIMMS
<b>Intel UPI speed</b>	16 GT/s	16 GT/s	16 GT/s
<b>Maximum memory speed</b>	4000 MT/s	4000 MT/s	4400 MT/s
<b>USB Port</b>	2 USB 3.0 (non- redundant) per compute module	2 USB 3.0 (non- redundant) per compute module	2 USB 3.0 (non- redundant) per compute module
<b>I/O Module</b>			
<b>Integrated PCIe® adapter slots</b>	5 PCIe 4 x8 per I/O module	5 PCIe 4 x8 per I/O module	5 PCIe 4 x8 per I/O module
<b>10 Gb Ethernet ports</b>	4 / 2 per I/O module	4 / 2 per I/O module	4 / 2 per I/O module
<b>1 Gb Ethernet management ports</b>	2 / 1 per I/O module	2 / 1 per I/O module	2 / 1 per I/O module
<b>10 Gb dual-port Ethernet server PCIe adapter (fiber &amp; copper)</b>	Up to 5 optional per I/O module <sup>1</sup>		

32 Gb Fibre Channel PCIe adapter	Up to 5 optional per I/O module		
25 Gb dual-port Ethernet server PCIe adapter (fiber & copper)	Up to 5 optional per I/O module <sup>1</sup>		
<b>Storage Module</b>			
Internal system drive bays	6 per storage module NVMe PCIe Gen 4		
Internal 2.5" drives	Please visit <a href="https://www.stratus.com/solutions/platforms/system-specifications/disk-drive-matrix/">https://www.stratus.com/solutions/platforms/system-specifications/disk-drive-matrix/</a> for a complete list of supported disk drives		
<b>Manageability</b>			
Alerts & Notifications	SNMP support, email alerts, REST API, and ActiveService Network (ASN)	SNMP support, email alerts, REST API, and ActiveService Network (ASN)	SNMP support, email alerts, REST API, and ActiveService Network (ASN)
Baseboard management controller	Standard	Standard	Standard
Virtual Technician Module (VTM)	Standard	Standard	Standard
Graphics adapter	1 VGA port per system	1 VGA port per system	1 VGA port per system
USB ports	1 USB 2.0 (redundant) per system	1 USB 2.0 (redundant) per system	1 USB 2.0 (redundant) per system
<b>Serviceability</b>			
Hot-swappable components	Compute module, storage module, I/O module, PSU, drives, RDIMMS	Compute module, storage module, I/O module, PSU, drives, RDIMMS	Compute module, storage module, I/O module, PSU,

Operating System <sup>2</sup>			
<b>Microsoft</b>	Windows Server with optional Hyper-V® virtualization	Windows Server with optional Hyper-V® virtualization	Windows Server with optional Hyper-V® virtualization
<b>VMware</b>	vSphere	vSphere	vSphere
<b>Red Hat</b>	Enterprise Linux	Enterprise Linux	Enterprise Linux
Power and Packaging			
<b>Input voltage</b>	100-127, 200-240 VAC; 50 Hz, 60 Hz	100-127, 200-240 VAC; 50 Hz, 60 Hz	200-240 VAC; 50 Hz, 60 Hz
<b>System dimension (H x W x D)</b>	87.1 mm/3.43 in. (2U) x 446 mm/17.6 in. x 910 mm/35.83in		
<b>Weight (fully loaded including rails)</b>	34 kg (75 lbs.)	35 kg (78 lbs.)	35 kg (78 lbs.)

<sup>1</sup> VMware vSphere limits to no more than three dual-port Ethernet server PCIe adapter cards per I/O module.

<sup>2</sup>Support for Hyper-V with Windows Server and Red Hat Enterprise Linux will be available in a future release. Please visit [our Stratus support page](#) for a complete list of supported Operating Systems.

Seven nines (99.99999%) availability of the Stratus ztC Endurance computing platform is based on requirements that customers use parts authorized for Stratus ztC Endurance, maintain an active Stratus Support contract, and perform system updates recommended by Stratus.

For information about model availability, contact your local distributor.

## Stratus support

From basic support plans to value added managed and professional services – get the additional capabilities you need to satisfy your unique enterprise and Edge Computing requirements.

## Stratus Services for ztC Endurance

Similar to all Stratus computing platforms, Stratus offers a variety of certified options to ensure your systems are up-to-date and operating at peak efficiency. You'll get the help you need when you need it. Total Assurance and Extended Platform Support managed plans are available for different applications, environments, and use cases. [More+](#)

**Find out more**

English

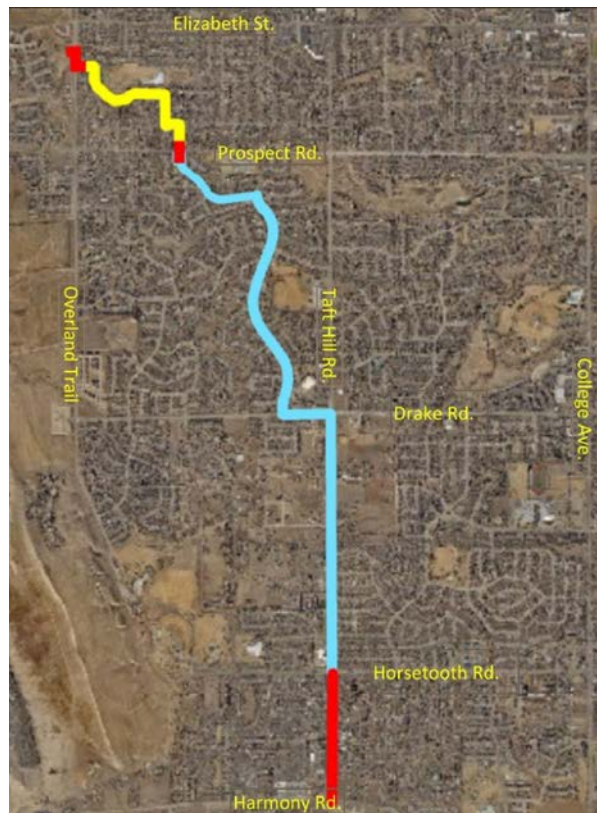
# Fort Collins-Loveland Water District



To: FCLWD Board of Directors  
From: Linsey R. Chalfant, PE – Civil Engineer III  
Date: 12/10/2024  
Re: Western Backbone Transmission Project-Phase III-Allocation Request #01-Early Material Procurement

Western Backbone is a 42” multi-phase transmission project extending 4 miles in western Fort Collins from Overland Pump Station to the Taft Pump Station. This project will replace an intersection bottleneck in the system at West Prospect and South Overland Trail and undersized transmission mains along the western edge of our service area, increasing hydraulic capacity and improving overall system performance. The completion of this project is critical to continue to deliver reliable and affordable water to our customers. By installing larger capacity transmission mains, the District can optimize delivery of its Soldier Canyon Filter Plant source water over the use of City of Fort Collins interconnects during peak water use periods.

- Phase 1 and 2 of the Western Backbone Project (shown in red below) were constructed in 2023 and 2024 respectively.
- Phase 3 (shown in yellow below) is anticipated to go to construction in February of 2025 and will connect the segments that were installed in 2024. Future phases of the alignment are shown in blue.



5150 Snead Drive  
Fort Collins, Colorado 80525  
Phone: 970-226-3104  
Fax: 970-226-0186  
[www.fclwd.com](http://www.fclwd.com)



# Fort Collins-Loveland Water District

With construction projected to go to construction in February of 2025, Connell Resources has indicated that large 42” pipe, valves, blowoffs, and fittings have long lead times for delivery. In an effort to meet this project deadline, the team is requesting an allocation for early material procurement to initiate a Task Order with Connell Resources to procure these materials. A construction task order is projected to come to the board for any remaining materials, activities, labor, and equipment in January.

Additionally, an allowance item is included in the allocation for miscellaneous expenses that may arise as we approach construction including City of Fort Collins street cut impact fees, sewer service locating, utility relocations, permit fees, etc.

The table below shows an estimated breakdown of the allocation request.

Allocations			
<b>Project</b>	Western Backbone Transmission-PH3		
<b>Project Number</b>	PROJ-0026.03		
<b>Estimated Timeline</b>	6 months		
<b>Allocation #</b>	1		
<b>Allocation Approval Date:</b>	24.12.10		
<b>Allocation Approval Amount:</b>	<b>\$</b>	<b>3,776,000.00</b>	
Item/Contingency/Risk	Allocation Amount	Entity	Comment
Material Procurement	\$ 3,396,000.00	Connell	
Misc. Allowance	\$ 200,000.00	District	street cut fees, sewer locating, utility relocations, permit fees, etc.
Contingency	\$ 180,000.00		10%
<b>Allocation Request</b>	<b>\$</b>	<b>3,776,000.00</b>	

### Recommendation:

Engineering recommends Board approval to allocate \$3,776,000 for Phase 3 of the Western Backbone Project.

Budget Line Item (2025):	9140 Distribution (Non-Operating)
Annual Budget (2025):	\$32,979,000
Actual on 12/1/2024:	\$0
Requested Amount:	\$3,776,000



Fort Collins-Loveland Water District Special Board Meeting Minutes  
Thursday, January 2, 2025 12:30 PM  
5150 Snead Drive, Fort Collins, CO

**1. (12:30) Roll Call**

*Directors Present:*

*James Borland, Chairman  
William Dieterich, Vice-Chairman,  
Peter O'Neill, Treasurer ,  
Stephen Smith, Director,  
Denis Symes, Director*

*Others Present:*

*Chris Pletcher - General Manager / Secretary,  
Liza Hayden - Special Projects Manager,  
Amanda Proctor - Finance Director,  
Jessica Decker - Human Resources Manager ,  
Sandra Bratlie - District Engineer ,  
Allison Ulmer - Collins, Cole, Winn, & Ulmer, PLLC,  
Alison Gorsevski - Lyons Gaddis,  
Adam Jokerst - WestWater,  
Carl Brouwer - Northern Water,  
Lisa Thompson - Northern Water*

**2. Consideration of Agenda**

No change

**3. Administrative Updates**

- 3.1 Election Update: Board Candidate Nomination Process
- 3.2 Board Direction on Priorities for the General Manager for 2025

**4. Discussion**

- 4.1 Water Resource Topics
- 4.2 Financial Forecasts
- 4.3 Economic Indicators

**5. Executive Session**

- 5.1 **The Board of Directors may enter into an executive session pursuant to Section 24-6-402(4)(b), C.R.S. for the purpose of a conference with the District’s legal counsel regarding specific legal questions pertaining to the status of the Northern Integrated Supply Project (NISP) (ACTION NEEDED):**

**Recommended Motion: Move that the Board of Directors enter into an executive session pursuant to Section 24-6-402(4)(b), C.R.S. for the purpose of a conference with the District’s legal counsel regarding specific legal questions pertaining to the status of the Northern Integrated Supply Project (NISP).**

*Moved by: Denis Symes*

*Seconded by: William Dieterich*

**Carried 5-0**

**6. Executive Session**

- 6.1 **The Board of Directors may enter into an executive session pursuant to Section 24-6-402(4)(e), C.R.S. to determine positions relative to matters that may be subject to negotiation, develop strategy for negotiations, and instruct negotiators with respect to Water Resource Acquisition opportunities (ACTION NEEDED):**

**Recommended Motion: Move that the Board of Directors may enter into an executive session pursuant to Section 24-6-402(4)(e), C.R.S. to determine positions relative to matters that may be subject to negotiation, develop strategy for negotiations, and instruct negotiators with respect to Water Resource Acquisition opportunities.**

*Moved by:* Peter O'Neill

*Seconded by:* James Borland

**Carried 5-0**

- 7. Other Business**
- 8. (5:01pm)Adjournment**

---

Board Secretary

---

Chairman





**ATTORNEY STATEMENT**

Pursuant to Section 24-6-402(2)(d.5)(II)(B), C.R.S., I, Allison Ulmer, state that the law firm of Collins Cole Winn & Ulmer, PLLC is General Counsel to the Fort Collins-Loveland Water District, and that I was present at the time the Board convened in Executive Session on January 2, 2025. I further state that the Executive Session pursuant to Section 24-6-402(4)(b), C.R.S. for the purpose of a conference with the District’s legal counsel regarding specific legal questions pertaining to the status of the Northern Integrated Supply Project (NISP) was not recorded because it constituted a privileged attorney-client communication and that no electronic record thereof was necessary.

Date: January 14, 2025

Signature: 

# **FORT COLLINS – LOVELAND WATER DISTRICT**

## **MONTHLY FINANCIAL REPORT**

**December 31, 2024\***

- **Page 1 – Aged Accounts Receivable**
- **Page 1 – Metered Revenue Comparison**
- **Page 2 – Cash and Investments**
- **Page 2 – Expenditures**
- **Page 3 – Investment Account Review**
- **Page 4 – Revenue and Expenses – Budget vs. Actual**
- **Page 9 – Tap Sales**

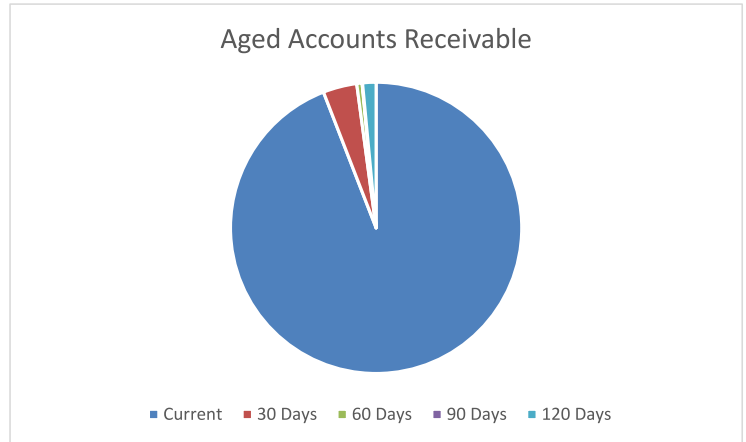
**\*Numbers in this report are subject to change as items are posted into the period they occurred.**



**December 31, 2024**

**Aged Accounts Receivable (Customer Billings)**

Current	\$ 1,052,285	94.1%
30 Days	42,003	3.8%
60 Days	6,633	0.6%
90 Days	549	0.0%
120 Days	16,648	1.5% *
	<u>\$ 1,118,118</u>	100.0%

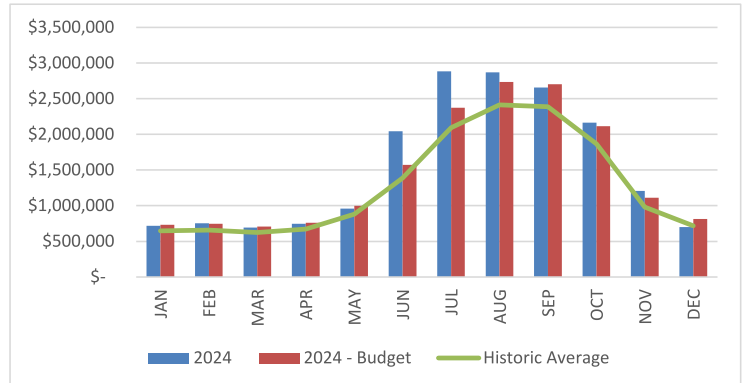


\*Accounts greater than 120 days have service disconnected

Note> Above amounts *excludes* credits on customer accounts.

**Metered Revenue Comparison**

	2024	2024 - Budget	Historic Average
JAN	\$ 717,455	\$ 733,768	647,558
FEB	751,981	746,716	658,984
MAR	694,737	707,227	624,135
APR	747,242	761,395	671,939
MAY	960,109	999,294	881,887
JUN	2,042,829	1,572,294	1,387,565
JUL	2,883,341	2,373,940	2,095,026
AUG	2,869,450	2,735,142	2,413,789
SEP	2,658,526	2,703,595	2,385,950
OCT	2,163,947	2,114,617	1,866,170
NOV	1,208,267	1,112,331	981,643
DEC	700,727	813,769	718,159
Totals	<u>\$ 18,398,611</u>	<u>\$ 17,374,088</u>	<u>\$ 15,332,804</u>



Metered revenue includes billings to customers and is the primary source of operating revenue. Customers are billed for the prior month's consumption. The fluxuation year over year is the result of weather variations, increase in number of customers served and rate increases.

The historic average is the average of the last three years' actual revenue.



**December 31, 2024**

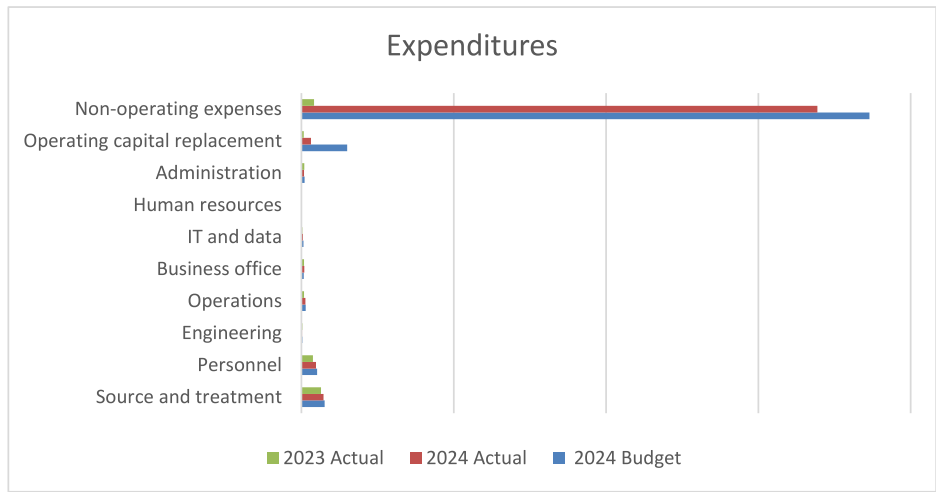
**Cash and Investments**

		Yield**	
Cash on Hand			\$ 100
Cash in Bank			2,077,571
Savings			
	1st Bank Liquid Asset	2.89%	970,575
	Colotrust	4.81%	858,187
	CSAFE	4.78%	1,792,621
Government Securities		4.28%	111,163,216
			<u>116,862,270</u>
Available Cash and Investments			<u><u>\$ 116,862,270</u></u>

\*\*Monthly Average Annual Yield

**Expenditures**

Department	2024 Budget	2024 Actual	2023 Actual
Source and treatment	\$ 7,633,305	\$ 7,242,601	\$ 6,466,131
Personnel	5,152,942	4,780,237	3,806,925
Engineering	318,660	253,491	307,575
Operations	1,388,700	1,287,548	834,141
Business office	805,700	927,709	879,214
IT and data	664,625	479,344	333,737
Human resources	34,200	196	181
Administration	1,050,248	855,100	927,649
Operating capital replacement	15,006,350	3,138,377	774,396
Non-operating expenses	186,435,652	169,347,838	4,178,927
	<u>\$ 218,490,382</u>	<u>\$ 188,312,441</u>	<u>\$ 18,508,878</u>



### Accounting

Balance Sheet Classification	Book Value	Market Value
Cash & Cash Equivalents	18,423,016.04	18,423,016.04
Short Term Investments	45,123,870.82	45,091,760.00
Long Term Investments	47,694,861.82	47,720,720.00
Accrued Interest Receivable	861,053.68	861,053.68
Equity	0.00	0.00
Alternative Investments	0.00	0.00
<b>Total</b>	<b>112,102,802.36</b>	<b>112,096,549.72</b>

Unrealized Gain/Loss	Value
Beginning Unrealized Gain/Loss	-50,506.64
Unrealized Gain	107,827.95
Unrealized Loss	-114,080.59
<b>Net Unrealized Gain/Loss</b>	<b>-6,252.64</b>
Change Unrealized Gain/Loss	44,254.00

Interest Income Detail	Tax Exempt	Taxable
Beginning Accrued	0.00	802,034.73
Purchased Accrued	0.00	0.00
Sold Accrued	0.00	0.00
Coupons Received	0.00	292,904.84
Equity Dividends Received	0.00	0.00
Interest Accrued in Period	0.00	351,923.80
Other Income	0.00	0.00
<b>Interest Income Total</b>	<b>0.00</b>	<b>351,923.80</b>
Ending Accrued	0.00	861,053.68

Amortization/Accretion	Tax Exempt	Taxable
Beginning Amortized Cost	0.00	113,758,142.84
Purchases	0.00	5,850,896.84
Sales	0.00	5,861,000.00
Ending Amortized Cost	0.00	111,241,748.68
<b>Amortization/Accretion</b>	<b>0.00</b>	<b>51,770.10</b>

Realized Gain/Loss	Value
Realized Gain	0.00
Realized Loss	0.00
Realized Impairment Loss	0.00
<b>Net Realized Gain/Loss</b>	<b>0.00</b>
Realized Gains/Losses	0.00

### Performance

Summary	Actual	Annualized
Income Return	0.36%	4.28%
Price Return	0.04%	0.46%
<b>Total Return</b>	<b>0.40%</b>	<b>4.76%</b>

Market Value	Value
Daily Average Market Value	113,426,457.76
Beginning Market Value	114,509,670.93
Ending Market Value	112,096,549.72
<b>Change in Market Value</b>	<b>-2,413,121.20</b>

### Transactions

Purchases/Sales/Maturities/Redemptions	Purchases	Sales	Maturities	Redemptions
Cash & Cash Equivalents	-5,850,896.84	2,861,000.00	0.00	0.00
Short Term Marketable Securities	0.00	0.00	3,000,000.00	0.00
Long Term Marketable Securities	0.00	0.00	0.00	0.00
Equities	0.00	0.00	0.00	0.00
Funds	0.00	0.00	0.00	0.00
Alternative Investments	0.00	0.00	0.00	0.00
<b>Total</b>	<b>-5,850,896.84</b>	<b>2,861,000.00</b>	<b>3,000,000.00</b>	<b>0.00</b>

Cash Transfers	Value
Cash Transfers	-2,861,000.00

Security Transfers	Value
Transfers In	0.00
Accrued Transfers In	0.00
Transfers Out	0.00
Accrued Transfers Out	0.00
<b>Total</b>	<b>0.00</b>

### Risk

Summary	Value
Purchase Yield	4.226
Duration (Years)	0.949
Duration (Days)	346
WAM (Effective)	0.830
WAM (Days)	303.000
Avg Credit Rating	AAA/Aaa/AAA

Duration	Value
0-90 Days	10.15
90-180 Days	10.68
180-365 Days	23.36
1-2 Years	39.44
Over 2 Years	16.37

Credit Ratings	Value
AAA/Aaa	100.00
AA/Aa	0.00
A/A	0.00
BBB/Baa	0.00
Non-Invest	0.00
Not Rated	0.00

Sectors	Value
Cash	16.43
Government	74.52
Agency	2.01
Municipal	0.00
Corporate	7.04
Asset Backed	0.00
Mortgage Backed	0.00
Equity	0.00



**FORT COLLINS - LOVELAND WATER DISTRICT  
SCHEDULE OF REVENUE AND EXPENDITURES -  
BUDGET vs ACTUAL**

	Amended Budget	Actual - Budgetary Basis	Variance Under Budget (Over Budget)	Percentage of Budget
<b>Revenue</b>				
<b>Operating Revenue</b>				
Metered revenue	\$ 18,277,148	\$ 18,398,611	\$ (121,463)	100.66%
Water sales - construction	475,000	449,364	25,636	94.60%
Town of Windsor	466,438	596,605	(130,167)	127.91%
Water rental	200,000	524,590	(324,590)	262.30%
Miscellaneous income	1,137,000	321,013	815,987	28.23%
Property Tax (1.500 mills)	1,706,955	1,903,995	(197,040)	111.54%
<b>Total operating revenue</b>	<b>22,262,541</b>	<b>22,194,178</b>	<b>(68,363)</b>	<b>99.69%</b>
<b>Non-Operating Revenue</b>				
Interest on investments	4,970,000	5,872,178	(902,178)	118.15%
Tap fees (water)	19,200,000	18,855,085	344,915	98.20%
Tap fees (PIF)	6,800,000	7,250,976	(450,976)	106.63%
Meter fees	166,000	189,835	(23,835)	114.36%
CLRWTA partner reimbursements	274,374	106,576	167,798	38.84%
Inclusion fees	-	839	839	0.00%
<b>Total non-operating revenue</b>	<b>31,410,374</b>	<b>32,275,489</b>	<b>865,115</b>	<b>102.75%</b>
<b>Total revenue</b>	<b>53,672,915</b>	<b>54,469,667</b>	<b>796,752</b>	<b>101.48%</b>
<b>Expenses</b>				
<b>Source and Treatment</b>				
Assessments	1,650,000	1,410,769	239,231	85.50%
Soldier Canyon	3,230,151	3,231,241	(1,090)	100.03%
City of Loveland	30,000	1,743	28,257	5.81%
City of Fort Collins - Water Sale IGA	2,606,954	2,469,391	137,563	94.72%
Other water districts	15,000	30,163	(15,163)	201.08%
Water resource consulting	30,000	17,014	12,986	56.71%
Utilities - Farm	4,200	3,898	302	92.81%
R & M - Farm	67,000	78,382	(11,382)	116.99%
<b>Total source and treatment</b>	<b>7,633,305</b>	<b>7,242,601</b>	<b>390,704</b>	<b>94.88%</b>
<b>Personnel</b>				
Wages	3,860,000	3,365,296	494,704	87.18%
Overtime & on-call pay	96,500	147,478	(50,978)	152.83%



**FORT COLLINS - LOVELAND WATER DISTRICT  
SCHEDULE OF REVENUE AND EXPENDITURES -  
BUDGET vs ACTUAL**

	Amended Budget	Actual - Budgetary Basis	Variance Under Budget (Over Budget)	Percentage of Budget
Payroll taxes	308,800	266,837	41,963	86.41%
Medical insurance	452,542	622,689	(170,148)	137.60%
Life insurance	57,000	62,739	(5,739)	110.07%
Retirement	231,600	181,527	50,073	78.38%
Worker's compensation ins	15,000	25,380	(10,380)	169.20%
Education & training	60,000	25,046	34,954	41.74%
Cell phone service	16,000	21,410	(5,410)	133.81%
Safety program	26,000	22,993	3,007	88.44%
Uniforms	15,000	10,057	4,943	67.05%
Employee awards & recognition	6,500	20,549	(14,049)	316.14%
Recruiting & onboarding	5,000	5,361	(361)	107.22%
Dues & subscriptions	2,000	2,510	(510)	125.48%
Travel	1,000	363	637	36.33%
<b>Total personnel</b>	<b>5,152,942</b>	<b>4,780,237</b>	<b>372,705</b>	<b>92.77%</b>
<b>Engineering</b>				
Consulting	235,000	151,740	83,260	64.57%
Fuel	6,000	7,663	(1,663)	127.72%
Miscellaneous	1,500	2,008	(508)	133.84%
R & M - equipment	10,000	1,815	8,185	18.15%
R & M - vehicles	4,000	7,247	(3,247)	181.17%
Software maintenance	56,160	73,258	(17,098)	130.45%
Supplies	6,000	9,760	(3,760)	162.67%
<b>Total engineering</b>	<b>318,660</b>	<b>253,491</b>	<b>65,169</b>	<b>79.55%</b>
<b>Operations</b>				
R & M - lines & equipment	415,000	591,282	(176,282)	142.48%
R & M - tanks	160,000	16,733	143,267	10.46%
Fuel	40,000	30,228	9,772	75.57%
Office supplies	2,000	252	1,748	12.62%
R & M - vehicles	45,000	52,057	(7,057)	115.68%
Supplies	10,000	37,538	(27,538)	375.38%
Utilities - pump stations	250,000	324,418	(74,418)	129.77%
Potholing	50,000	52,910	(2,910)	105.82%
R & M - remote facilities	220,000	32,060	187,940	14.57%
Telemetry	112,200	129,092	(16,892)	115.06%
Consulting	60,000	-	60,000	0.00%



**FORT COLLINS - LOVELAND WATER DISTRICT  
SCHEDULE OF REVENUE AND EXPENDITURES -  
BUDGET vs ACTUAL**

	Amended Budget	Actual - Budgetary Basis	Variance Under Budget (Over Budget)	Percentage of Budget
Software maintenance	24,500	20,977	3,523	85.62%
<b>Total operations</b>	<b>1,388,700</b>	<b>1,287,548</b>	<b>101,152</b>	<b>92.72%</b>
<b>Business office</b>				
Bank service charges	45,000	34,898	10,102	77.55%
Miscellaneous expense	500	-	500	0.00%
On-line bill processing	125,000	148,684	(23,684)	118.95%
Payroll processing	13,000	10,977	2,023	84.44%
Postage	71,000	88,468	(17,468)	124.60%
Printing	46,000	60,163	(14,163)	130.79%
Publications & notices	1,000	281	719	28.08%
R & M - office equipment	11,000	9,566	1,434	86.96%
Software maintenance	90,000	60,739	29,261	67.49%
Supplies	19,000	18,826	174	99.09%
Consulting	136,200	307,051	(170,851)	225.44%
Customer relations	6,000	5,808	192	96.80%
Water conservation	100,000	36,214	63,786	36.21%
Meter hosting service	50,000	49,182	818	98.36%
Water quality testing	45,000	40,861	4,139	90.80%
Utility locates	30,000	42,105	(12,105)	140.35%
Fuel	13,000	11,354	1,646	87.34%
R & M - vehicles	4,000	2,533	1,467	63.33%
<b>Total business office</b>	<b>805,700</b>	<b>927,709</b>	<b>(122,009)</b>	<b>115.14%</b>
<b>IT and data</b>				
Consulting	596,000	413,249	182,751	69.34%
Security	25,525	28,649	(3,124)	112.24%
Telephone	25,000	28,830	(3,830)	115.32%
Software renewal and maintenance	17,100	7,889	9,211	46.13%
Supplies	1,000	728	272	72.78%
<b>Total IT and data</b>	<b>664,625</b>	<b>479,344</b>	<b>185,281</b>	<b>72.12%</b>





**FORT COLLINS - LOVELAND WATER DISTRICT  
SCHEDULE OF REVENUE AND EXPENDITURES -  
BUDGET vs ACTUAL**

	Amended Budget	Actual - Budgetary Basis	Variance Under Budget (Over Budget)	Percentage of Budget
<b>Human resources</b>				
Consulting	30,000	-	30,000	0.00%
Software renewal and maintenance	1,200	-	1,200	0.00%
Supplies	3,000	196	2,804	6.53%
<b>Total human resources</b>	<b>34,200</b>	<b>196</b>	<b>34,004</b>	<b>0.57%</b>
<b>Administration</b>				
Directors' fees	14,400	10,200	4,200	70.83%
Directors' payroll taxes	1,150	801	349	69.63%
Directors' expense	15,000	23,192	(8,192)	154.62%
Audit & consulting fees	27,500	27,633	(133)	100.48%
Collection fees	18,748	35,795	(17,047)	190.93%
Consulting services	50,000	8,576	41,424	17.15%
Contingency	15,000	11,817	3,183	78.78%
Dues & subscriptions	13,950	14,698	(748)	105.36%
Insurance - liability	136,000	139,542	(3,542)	102.60%
Insurance - property	107,000	106,770	230	99.79%
Janitorial service	20,000	23,292	(3,292)	116.46%
Legal	250,000	283,899	(33,899)	113.56%
Miscellaneous expenses	100	0	100	0.44%
R & M - administration building	250,000	56,035	193,965	22.41%
Utilities - admin building	40,000	29,726	10,274	74.32%
Fuel	7,000	4,097	2,903	58.53%
R & M - vehicles	4,000	975	3,025	24.38%
Leased office space	80,400	78,050	2,350	97.08%
<b>Total administration</b>	<b>1,050,248</b>	<b>855,100</b>	<b>195,148</b>	<b>81.42%</b>
<b>Operating expenses before operating capital replacement</b>	<b>17,048,380</b>	<b>15,826,226</b>	<b>1,222,154</b>	
<b>Operating income (loss) before operating capital replacement</b>	<b>5,214,161</b>	<b>6,367,952</b>	<b>(1,153,791)</b>	
<b>Operating Capital Replacement</b>				
Source & treatment - operating	910,000	201,375	708,625	22.13%
Meters - operating	299,650	486,260	(186,610)	162.28%
Distribution - operating	12,078,000	1,954,378	10,123,622	16.18%
Operations equipment	316,700	297,940	18,760	94.08%



**FORT COLLINS - LOVELAND WATER DISTRICT  
SCHEDULE OF REVENUE AND EXPENDITURES -  
BUDGET vs ACTUAL**

	Amended Budget	Actual - Budgetary Basis	Variance Under Budget (Over Budget)	Percentage of Budget
Office & engineering equipment	292,000	160,152	131,848	54.85%
Building improvements - operating	1,110,000	38,273	1,071,727	3.45%
<b>Total operating capital replacement</b>	<b>15,006,350</b>	<b>3,138,377</b>	<b>11,867,973</b>	<b>20.91%</b>
<b>Total operating expenses</b>	<b>32,054,730</b>	<b>18,964,603</b>	<b>13,090,127</b>	<b>59.16%</b>
Operating income (loss)	(9,792,189)	3,229,575	(13,021,764)	

**Non-Operating Expenses**

*DEBT RELATED EXPENSES*

Interest on CWCB notes	5,597	5,596	1	99.99%
Debt service - CWCB notes	11,989	11,989	-	100.00%
Interest on bonds (2023 issue)	3,594,792	3,594,792	0	100.00%
Debt service - 2023 issue	3,070,000	3,070,000	-	100.00%

*CAPITAL PURCHASES & PROJECTS*

Source & treatment	50,000	11,260	38,740	22.52%
Water projects / acquisitions	150,000,000	142,177,898	7,822,102	94.79%
Water storage	2,615,100	2,321,634	293,466	88.78%
Meters	498,800	449,469	49,331	90.11%
Distribution	25,000,000	17,283,451	7,716,549	69.13%

*CLRWTA EXPENSES*

Director & board expenses	5,000	-	5,000	0.00%
Contract support	116,740	68,603	48,137	58.77%
Legal	60,000	37,632	22,368	62.72%
Marketing & public relations	2,500	-	2,500	0.00%
Marketing & public relations - no cost share with partners	15,000	41,206	(26,206)	274.71%
Outside services	17,734	-	17,734	0.00%
Dues & subscriptions	400	341	59	85.27%
General liability and property insurance	50,000	-	50,000	0.00%
Supplies	2,000	-	2,000	0.00%
Contingency	20,000	-	20,000	0.00%
CLRWTA annual operating expense - FCLWD only	-	68,923	(68,923)	0.00%
Water plant design and construction	500,000	-	500,000	0.00%
Water line transmission design & construction	800,000	205,043	594,957	25.63%

<b>Total non-operating expenses</b>	<b>186,435,652</b>	<b>169,347,838</b>	<b>17,087,814</b>	<b>90.83%</b>
-------------------------------------	--------------------	--------------------	-------------------	---------------



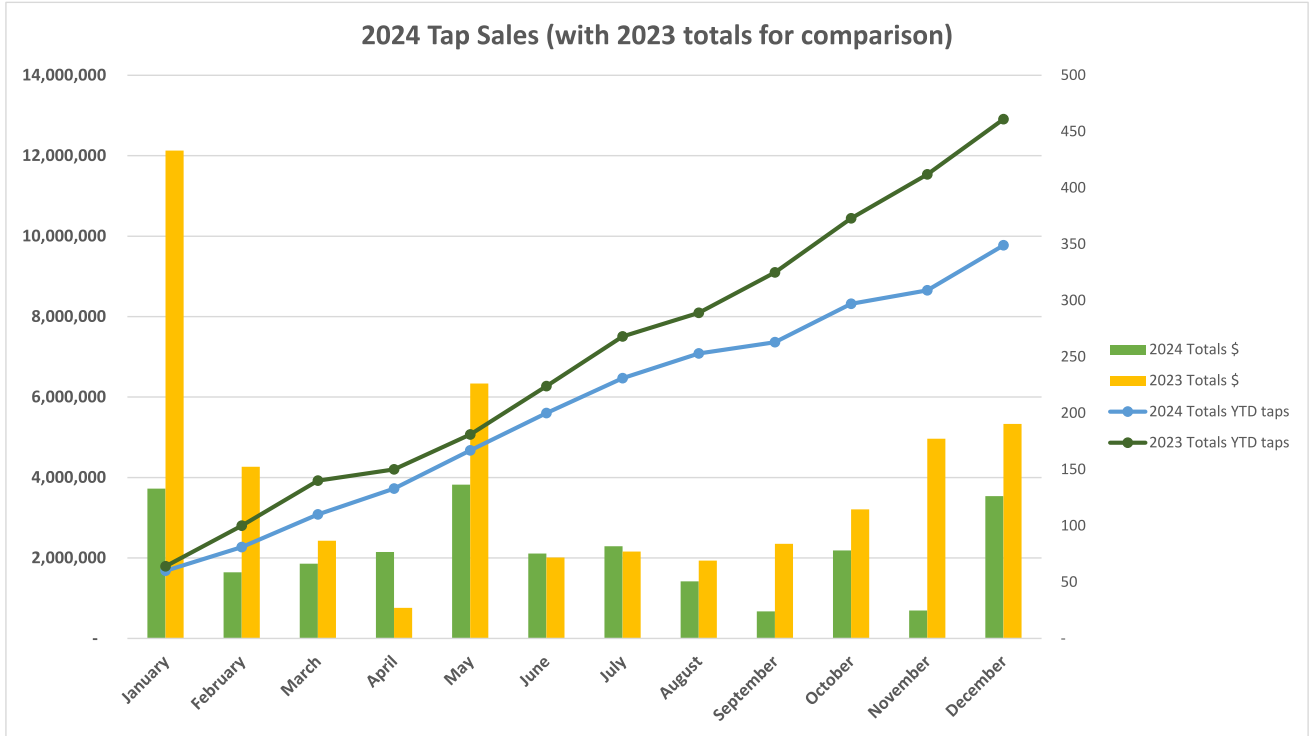
**FORT COLLINS - LOVELAND WATER DISTRICT  
SCHEDULE OF REVENUE AND EXPENDITURES -  
BUDGET vs ACTUAL**

	Amended Budget	Actual - Budgetary Basis	Variance Under Budget (Over Budget)	Percentage of Budget
Total expenses	218,490,382	188,312,441	30,177,940	86.19%
Nonoperating income (loss)	(155,025,278)	(137,072,350)	(17,952,928)	
<b>Net Income (Loss)</b>	<b>\$ (164,817,467)</b>	<b>\$ (133,842,775)</b>	<b>\$ 30,974,692</b>	



December 31, 2024

Tap Sales



	Water Purchased		Water Provided		City Water		2024 Totals			2023 Totals		
	# of taps	\$	# of taps	\$	# of taps	\$	# of taps	\$	YTD taps	# of taps	\$	YTD taps
January	59	3,710,125	1	13,021	-	-	60	3,723,146	60	64	12,125,631	64
February	21	1,642,400	-	-	-	-	21	1,642,400	81	36	4,266,293	100
March	29	1,855,560	-	-	-	-	29	1,855,560	110	40	2,430,549	140
April	23	2,149,968	-	-	-	-	23	2,149,968	133	10	759,955	150
May	34	3,821,240	-	-	-	-	34	3,821,240	167	31	6,339,743	181
June	33	2,109,760	-	-	-	-	33	2,109,760	200	43	2,013,068	224
July	31	2,293,000	-	-	-	-	31	2,293,000	231	44	2,160,416	268
August	22	1,418,120	-	-	-	-	22	1,418,120	253	21	1,933,897	289
September	10	670,920	-	-	-	-	10	670,920	263	36	2,353,585	325
October	32	2,154,560	2	34,000	-	-	34	2,188,560	297	48	3,208,643	373
November	11	688,600	-	-	1	5,327	12	693,927	309	39	4,965,457	412
December	26	3,301,460	14	238,000	-	-	40	3,539,460	349	49	5,332,087	461
Totals	331	25,815,713	17	285,021	1	5,327	349	26,106,061		461	47,889,322	

DISTRICT TAP TOTAL 20,506

**FORT COLLINS-LOVELAND WATER DISTRICT  
DISTRIBUTIONS  
December 2024**

<b>Check #</b>	<b>Issues To</b>	<b>Description</b>	<b>Amount</b>
93932	ACE HARDWARE - FORT COLLINS	DEHUMIDIFIER - TAFT, PAINTERS TAPE - 3PK	305.97
93933	AMAZON CAPITALSERVICES	OFFICE SNACKS AND DRINKS, NULEA WIRELESS KEYBOARD, SPACE HEATER	178.87
93934	ARVADA PUMP COMPANY	AIRPORT PUMP STATION - REBUILT MOTOR, NEW BEARINGS, AND CONDUCTED TESTS	2,984.00
93935	NOAH BIXLER	UNIFORM - BIXLER	199.93
93936	C&L WATER SOLUTIONS	725 S. OVERLAND TRAIL - ASPHALT AND PIPE REPAIR	19,669.20
93937	CITY OF GREELEY	2024 OVERLAND TRAIL PONDS MAINTENANCE	5,090.90
93938	COLLINS COMMUNICATIONS	HORSETOOTH MOUNTAIN DMR REPEATER SERVICE	120.00
93939	COMCAST	INTERNET SERVICE	455.91
93940	CONNELL RESOURCES	WESTERN BACKBONE PH 2B - 9/28/24-11/9/24	764,062.50
93941	DANA KEPNER COMPANY	AFC SEMPER RPM KIT COMPLETE AFC 20 1025 KIT, AFC SEMPER SETUP FEE TRIMBLE UNITY SOFTWARE, AFC SEMPER TRIMBLE UNIT ANNUAL SUBSCRIPTION FEE	22,884.81
93942	DERIK DRINNEN	UNIFORM - DRINNEN	169.97
93943	GRAY MATTER SYSTEMS, LLC	REMOTE SITES - 2 SERVICES	53,390.84
93944	NCR PAYMENT SOLUTIONS, FL, LLC	CC & E-CHECK PROCESSING FEES	16,604.55
93945	VOID	VOID	0.00
93946	MAXEY TRAILER SALES & TRUCK FITTING	STRAP RATCHET W/WIRE HOOK	299.04
93947	RED WING BUSINESS ADVANTAGE ACCOUNT	BOOTS - MARTIN	200.00
93948	RESPEC COMPANY, LLC.	TRILBY TANK EXPANSION TO#04 - 70% DESIGN SERVICES	91,734.44

**FORT COLLINS-LOVELAND WATER DISTRICT  
DISTRIBUTIONS  
December 2024**

<b>Check #</b>	<b>Issues To</b>	<b>Description</b>	<b>Amount</b>
93949	SRM CONCRETE, LLC	TAFT HILL LEAK - FLOW FILL CDOT, ENVIRONMENTAL/FUEL SURCHARGE	1,692.00
93950	STAPLES BUSINESS CREDIT	OFFICE SUPPLIES, OFFICE SUPPLIES - OPERATIONS, OFFICE SUPPLIES - ENGINEERING	598.59
93951	WEST YOST	2024 HYDRAULIC WATER MODELING - CALIBRATION & DIURNAL DEVELOPMENT, OPERATIONAL STUDIES, FUTURE DEMAND UPDATE, CAPITAL PROJECT SUPPORT	20,571.00
93952	LIGHTFIELD ENTERPRISES	TRAFFIC CONTROL & ASPHALT - MATHESON DRIVE & STONINGTON LANE, TRAFFIC CONTROL & ASPHALT - 4813 & 4913 HINSDALE	11,417.03
93953	DREAM FINDERS HOMES LLC	DOUBLE PAYMENT REFUND	333.00
93954	4 RIVERS EQUIPMENT, LLC	2024 JOHN DEERE 85 P EXCAVATOR	101,406.59
93955	ACE HARDWARE - FORT COLLINS	GENERATOR KEYS	55.08
93956	ALL COPY PRODUCTS, INC.	KONICA MINOLTA BIZHUB PRINTER - OPERATIONS, OFFICE, ENGINEERING	886.85
93957	AMAZON CAPITALSERVICES	SECRET TO CYBER SECURITY BOOK, GIFT TAGS	64.12
93958	ANTHEM BC/BS	FCLWD MEDICAL COVERAGE	59,184.83
93959	ARC, INC.	JANITORIAL SERVICES - 5150 SNEAD, TRAILER, ADDTL TRAILER	1,145.03
93960	AVI ENGINEERING PLANNING SURVEYING	ZONE 5 TRANSMISSION PH02 CONSTRUCTION - 10/1/24-10/31/24	22,857.42
93961	A-Z SAFETY SUPPLY	SNEAD FIRST AID REFILL	8.47
93962	BRENNTAG PACIFIC, INC.	SODIUM HYPOCHLORITE 55 GAL DRUM, TRANSPORTATION SURCHARGE	365.60

**FORT COLLINS-LOVELAND WATER DISTRICT  
DISTRIBUTIONS  
December 2024**

<b>Check #</b>	<b>Issues To</b>	<b>Description</b>	<b>Amount</b>
93963	COLORADO SPECIAL DISTRICTS POOL	2025 PROPERTY AND LIABILITY INSURANCE	228,888.00
93964	VOID	VOID	0.00
93965	CONNELL RESOURCES	TRILBY TANK EXPANSION - 8/1/24-9/30/24, TIMBERLINE AC WATERLINE REPAIR - 9/21/24-11/18/24, TRILBY PRV REMOVAL - 9/1/24-10/31/24	94,746.16
93966	CONVERGINT TECHNOLOGIES LLC	FIRE SYSTEM MITIGATION WORK, NEW FRONT ENTRANCE CAMERA	8,488.96
93967	CORE & MAIN LP	3" MEGALUG ACC KIT JOINT RESTRAINT, REED CHAIN CUTTER - SOIL PIPE CUTTER 1.5-6 RATCHET	792.76
93968	CTL THOMPSON INC	WESTERN BACKBONE - PHASE II, ZONE 5 - HORSETOOTH PHASE II	8,597.50
93969	DANA KEPNER COMPANY	1.5" CORDONEL METER, 1.5" C2 MEAS CHAMBER	19,300.00
93970	DATAPRINT SERVICES, LLC	POSTAGE FOR FCLWD, PRINTING FOR FCLWD	5,476.67
93971	EANALYTICS LABORATORY LLC	WATER QUALITY TESTING - WESTERN BACKBONE PHASE 2A	70.00
93972	FORT COLLINS CONNEXION	INTERNET SERVICE FOR SNEAD	429.90
93973	FRONTIER PRINTING	BUSINESS CARDS - ADMINISTRATION - HAYDEN	42.00
93974	WW GRAINGER, INC.	INSULATION DISPLACEMENT CONNECTOR, HALF MASK RESPIRATOR, FILTER, MAGENTA BAYONET, PRY BARS 25IN L 1.5 IN BLACK	244.27
93975	GREYSTONE TECHNOLOGY	UBIQUITI U7 - WIFI ACCESS POINTS, DELL LAPTOP COMPUTER, DELL MONITORS, DELL DOCKING STATION, TOTALCARE PREMIER	22,680.77

**FORT COLLINS-LOVELAND WATER DISTRICT  
DISTRIBUTIONS  
December 2024**

<b>Check #</b>	<b>Issues To</b>	<b>Description</b>	<b>Amount</b>
93976	HDR ENGINEERING INC.	WESTERN BACKBONE - 9/29/24-11/2/24, WESTERN BACKBONE PH3 T01 - 10/15/24-11/02/24, AIRPORT PUMP STATION - 9/29/24-11/2/24	264,136.34
93977	HIXON MFG & SUPPLY CO	4X5X21 PRINTED FLAGS 1K PER BOX, NAILS, MAG 2X1/4 100 PER BOX	940.60
93978	INLAND POTABLE SERVICES	CLEAN & INSPECT TANKS	16,500.00
93979	KEYFIVE, LLC	TAP DATABASE WORK - SEPT, TAP DATABASE WORK - OCT	27,090.00
93980	LARIMER COUNTY SOLID WASTE	COMMERCIAL RUBBLE	1,596.50
93981	LOVELAND FORD-LINCOLN	R&M - TRUCK 1113 - VIN: 1FTMF1EP3GKD96547	1,157.15
93982	YU MATSUI	OFF DUTY OFFICER - 3 HOURS DEC BOARD MEETING	162.00
93983	NG COMPANIES	HYDROVAC TRUCK - BOYD LAKE AVE/VALLEY OAK DRIVE	3,650.00
93984	O'REILLY FIRST CALL	SHOP TOWELS	18.99
93985	ROCKY MOUNTAIN BOTTLED WATER	5 GAL PURIFIED WATER	32.92
93986	SIMON	67 ROCK	1,721.61
93987	TCASE CONSTRUCTION	601 STONY BROOK - EX PATCH TO 6" DEEP COMPACT AND PLACE BACK 6" ASPHALT	1,340.00
93988	UTILITY NOTIFICATION CENTER	RTL TRANSMISSIONS, POSITIVE RESPONSE RE-NOTIFICATIONS	1,756.98
93989	VERIZON CONNECT FLEET USA LLC	FLEET GPS SERVICES - FCLWD	765.35
93990	WEX BANK	ENGINEERING FUEL, OPERATIONS FUEL, ADMIN FUEL, OFFICE & FIELD SERVICES FUEL	3,928.84



**FORT COLLINS-LOVELAND WATER DISTRICT  
DISTRIBUTIONS  
December 2024**

<b>Check #</b>	<b>Issues To</b>	<b>Description</b>	<b>Amount</b>
93991	WILDROCK PUBLIC RELATIONS & MARKETING	MONTHLY SERVICES, NOV HOURLY WORK FOR WESTERN BACKBONE PH3, NOV HOURLY WORK FOR WEBSITE CONSULTING	11,138.00
93992	XEROX CORPORATION	BASE CHARGE, BLACK METER CHARGE, COLOR METER CHARGE	298.90
93993	ZULTYS, INC	PHONE SERVICE	830.65
93994	VOID	VOID	0.00
93995	JAMES BORLAND	DIRECTORS' FEE	92.35
93996	WILLIAM DIETERICH	DIRECTORS' FEE	92.35
93997	PETER O'NEILL	DIRECTORS' FEE	92.35
93998	STEPHEN W SMITH	DIRECTORS' FEE	92.35
93999	DENIS SYMES	DIRECTORS' FEE	92.35
94000 - 94013	CUSTOMER REFUNDS	OVERPAYMENT REFUNDS	2,556.35
94014	AMERIGAS	PROPANE, HAZMAT FEE, FUEL RECOVERY FEE, WILL-CALL CONV. FEE	627.12
94015	AT&T MOBILITY - CC	LOT SIM CARD_SCADA TELEMETRY	21.50
94016	BLUE MARGIN, INC.	MDS MONTHLY SUBSCRIPTION - NOV	10,000.00
94017	DATAPRINT SERVICES, LLC	POSTAGE FOR FCLWD, PRINTING FOR FCLWD	3,039.20
94018	DISCOUNTCELL, INC	MAX BR1-MINI_BACKUP MODEMS	718.20

**FORT COLLINS-LOVELAND WATER DISTRICT  
DISTRIBUTIONS  
December 2024**

<b>Check #</b>	<b>Issues To</b>	<b>Description</b>	<b>Amount</b>
94019	FIRSTBANK	COLORADO WATER DISTRIBUTION CLASS, CECTI REGISTRATION, SAFETY TRAINING, BOOTS - MARTIN, LUNCH MEETING, METAL TAGS, PIZZA WITH PLETCHER, SAFETY TRAINING, DONUTS, GIFT CARDS, CLEARINGHOUSE QUERIES, AIRPORT ACCESS BADGE, RENEWAL CWP, ENGINEERING SUPPLIES, KITCHEN SUPPLES, OPERATIONS SUPPLIES, 5 GAL BUCKETS, EMERSON PLC SUPPORT, FEDEX DELIVERY, MARKETING EMAIL SERVICE, WEBSITE MONITORING/UPDATE SERVICE, START UP DIGITAL PLATFORM, MONITOR SUPPLIES, SECURE PAPER SHREDDING, FACEBOOK ADS, WATER QUALITY ICE PACKS, COFFEE MEETING, KITCHEN SUPPLIES, LUNCH MEETING, OFFICE SUPPLIES, BOARD MEETING, LUNCH MEETING, OFFICE SUPPLIES, BOOKCASE	7,351.13
94020	VOID	VOID	0.00
94021	VOID	VOID	0.00
94022	CITY OF FORT COLLINS	HARMONY AND ROCK CREEK CONNECTIONS - 15.26 MG	45,381.71
94023	FUZION FIELD SERVICES, LLC	PT STANDARD MONTHLY RENTAL	120.00
94024	GREYSTONE TECHNOLOGY	PEN TEST REMEDIATION PROJECT	2,625.00
94025	HDR ENGINEERING INC.	DESKTOP ASSESSMENT CONSULTING SVCS - 9/29/24-11/30/24	161.25
94026	HILTI INC.	CORDLESS RECIPROCATING SAW, BATTERY PACK, NURON BATTERY CHARGER	507.76

**FORT COLLINS-LOVELAND WATER DISTRICT  
DISTRIBUTIONS  
December 2024**

<b>Check #</b>	<b>Issues To</b>	<b>Description</b>	<b>Amount</b>
94027	JAMES PEST CONTROL	PEST TREATMENT	75.00
94028	KANSAS CITY LIFE	DENTAL BENEFITS	2,895.97
94029	LARIMER COUNTY SOLID WASTE	COMMERCIAL LOOSE - BURNS RANCH, COMMERCIAL GREENWASTE - OVERLAND PS	208.18
94030	LINCOLN FINANCIAL GROUP	LTD/STD/LIFE/ADD	4,965.79
94031	CITY OF LOVELAND	ELECTRIC AT 6900 N BOYD LAKE AVE 0050574-018998, ELECTRIC AT 3951 E COUNTY ROAD 30 0050574-039785, ELECTRIC AT 7450 E CROSSROADS BLVD TANK 0050574-019809	5,546.58
94032	LOVELAND BARRICADE, LLC	TRAFFIC CONTROL BOYD LAKE AVE & VALLEY OAK DR, TRAFFIC CONTROL BOYD LAKE AVE & VALLEY OAK DR	5,002.25
94033	LYONS GADDIS	FCLWD GENERAL LEGAL FEES	9,080.00
94034	MMS ENVIRONMENTAL LABS	TOTAL COLIFORM TESTING	1,820.00
94035	JOSH MYRHE	HSA (EE & ER) DEDUCTION PP ENDED 11.29.24	300.00
94036	NG COMPANIES	HYDROVAC TRUCK - 5049 VALLEY OAK DR, HYDROVAC TRUCK 5049 VALLEY OAK DR	5,345.00
94037	REPUBLIC SERVICES #642	WASTE SERVICES	271.71
94038	SIMON	CLASS 5 BASE - HARRIMAN	421.10
94039	SOLDIER CANYON WATER TREATMENT AUTHORIT	WATER PURCHASED, WATER RESOURCES, NCWCD 2024 CARRYOVER, NCWCD RULE 11	328,360.07
94040	TOWN OF PIERCE	WATER & SEWER AT 15470 WCR 88 3/4_176.03	145.83
94041	VESTIS	RESTROOM SERVICE, MAT NYLON/RUBBER, SCRAPER MAT, SERVICE CHARGE, LOGO MATS	278.50

**FORT COLLINS-LOVELAND WATER DISTRICT  
DISTRIBUTIONS  
December 2024**

<b>Check #</b>	<b>Issues To</b>	<b>Description</b>	<b>Amount</b>
94042	WESTWATER RESEARCH LLC	MONTHLY RETAINER	10,000.00
94043	WESTERN STATES LAND SERVICES LL	CLRWTA TRANSMISSION LINE	1,377.92
94044	WILLIAMS SCOTSMAN, INC.	SINGLE STORY - 20'X24' FLEX CPX, PERSONAL PROPERTY EXPENSE, LG. FORMAT FLEX WINDOWS, OSHA STEPS WITH CANOPY, FLEXIGLASS, INTEREST CHARGE, LATE PAYMENT	6,662.65
94045	VOID	VOID	0.00
94046	WILDROCK PUBLIC RELATIONS & MARKETING	CLRWTA HOURLY WORK, CLRWTA MONTHLY SERVICES, MICROSOFT 365 MONTHLY FEE	3,502.00
94047 - 94058	CUSTOMER REFUNDS	OVERPAYMENT REFUNDS	1,333.64
94059	BEHAVIORAL HEALTH SERVICES	TRILBY TANK FEEDER PIPELINE - EASEMENT & RIGHT-OF-WAY AGREEMENT	11,393.40
94060	LARIMER COUNTY SOLID WASTE	TRILBY TANK FEEDER PIPELINE - EASEMENT PURCHASE FOR TRILBY WATER TANK CONSTRUCTION	8,885.02
94061	BEHAVIORAL HEALTH SERVICES	TRILBY TANK FEEDER PIPELINE - CONVEYANCE OF TEMPORARY EASEMENT	7,670.81
94062	LARIMER COUNTY SOLID WASTE	TRILBY TANK FEEDER PIPELINE - EASEMENT & RIGHT-OF-WAY AGREEMENT	2,761.79
94063	LARIMER COUNTY SOLID WASTE	TRILBY TANK FEEDER PIPELINE - EASEMENT PURCHASE FOR TRILBY WATER TANK CONSTRUCTION	2,281.74
94064	LARIMER COUNTY SOLID WASTE	TRILBY TANK FEEDER PIPELINE - EASEMENT & RIGHT-OF-WAY AGREEMENT	18,490.56
94065	4 RIVERS EQUIPMENT, LLC	KEYS (2) FOR EXCAVATOR	26.54

**FORT COLLINS-LOVELAND WATER DISTRICT  
DISTRIBUTIONS  
December 2024**

<b>Check #</b>	<b>Issues To</b>	<b>Description</b>	<b>Amount</b>
94066	ACE HARDWARE - FORT COLLINS	MILKHOUSE HEATER, BRUSH ICE SCRAPER	51.98
94067	ALLY UTILITY CONSULTING	TRILBY TANK FEEDER PIPELINE - SUBTASK 426 TANK FEEDER PIPE	9,424.50
94068	AMAZON CAPITALSERVICES	SPACE HEATER, DESK MAT AND WRIST SUPPORT, OFFICE SNACKS, LIQUID HAND SOAP, HEAVY DUTY PAPER PLATES, 12 OZ PAPER COFFEE CUPS	220.08
94069	AT & T MOBILITY	DISTRICT CELL PHONES & OTHER DEVICES, SECURITY, TELEMETRY	3,963.66
94070	BOBCAT OF THE ROCKIES LLC	R&M BOBCAT SKID-STEER LOADER - ALJ826523	1,100.00
94071	CAPSTONE, INC.	SNEAD FACILITY IMPROVEMENTS PROJECTS - COST ESTIMATING SERVICES, WESTERN BACKBONE PHASE 3 - COST ESTIMATING SERVICES - GENERAL LABOR	7,371.01
94072	CD ENGINEERING, INC.	DEVELOPMENT REVIEW AND SPECIFICATIONS UPDATE	2,254.00
94073	COLLINS COLE FLYNN WINN ULMER	FCLWD GENERAL LEGAL FEES	20,418.00
94074	CONNELL RESOURCES	ZONE 5 PHASE 2 HORSETOOTH - 11/10/24-12/7/24, WESTERN BACKBONE PH2A - 11/3/24- 12/07/24, WESTERN BACKBONE PH2B - 11/10/24-12/07/24, TRILBY PRV REMOVAL - 11/1/24-12/7/24, TRILBY FEEDER PIPELINE - 11/1/24-12/7/24	677,323.17
94075	CONVERGINT TECHNOLOGIES LLC	IT PROFESSIONAL SERVICES FOR GENETEC SERVER	1,012.50
94076	CORE & MAIN LP	REPAIR PARTS - 4X6 HYMAX 2 FLIP RED, RESTOCK - SOFT K COPPER, REPAIR PART HYMAX 2 FLIP, 4" MJ RW GV OL L/ACC	8,149.76

**FORT COLLINS-LOVELAND WATER DISTRICT  
DISTRIBUTIONS  
December 2024**

<b>Check #</b>	<b>Issues To</b>	<b>Description</b>	<b>Amount</b>
94077	DANA KEPNER COMPANY	1.5" C2 MEAS CHAMBERS	17,100.67
94078	DATAPRINT SERVICES, LLC	POSTAGE FOR FCLWD, PRINTING FOR FCLWD	2,465.94
94079	DERIK DRINNEN	AIRPORT ACCESS BADGE	25.00
94080	FORT COLLINS LOVELAND WATER DISTRICT	WATER AT 5150 SNEAD DR, WATER AT TIMNATH TANK	95.29
94081	FORT COLLINS - LOVELAND WATER DISTRICT	EMPLOYEE BIRTHDAY FUND	900.00
94082	CITY OF FORT COLLINS UTILITIES	ELECTRIC AT 1093 S OVERLAND TRL 536957-86382, ELECTRIC AT 4100 S TAFT HILL RD PUMP 334982-21042	9,454.98
94083	CITY OF FORT COLLINS	ZONE 5 - PH02 - SIGNALS WFO - WORK ORDER #210169	986.68
94084	CITY OF FORT COLLINS - PERMITS	LEAK REPAIR - 5915 NEPTUNE DR	95.00
94085	CITY OF FORT COLLINS NATURAL AREAS	TRILBY TANK FEEDER PIPELINE - FCLWD WATERLINE EASEMENT	7,000.00
94086	GRAY MATTER SYSTEMS, LLC	REMOTE SITES - 2 RESOURCES, 2024 SCADA MAINTENANCE	64,289.37
94087	GREYSTONE TECHNOLOGY	REPLACEMENT SDRAM MEMORY MODULE, DECEMBER CLOUD SERVICES AGREEMENT, DECEMBER AZURE CLOUD SERVICE AGREEMENT	2,309.54
94088	LIZA HAYDEN	MILEAGE REIMBURSEMENT	121.47
94089	HDR ENGINEERING INC.	WESTERN BACKBONE PHASE 3 - TO1 - 11/3/24-11/30/24, WESTERN BACKBONE - 11/3/24-11/30/24, AIRPORT PUMP STATION - 11/3/24-11/30/24, LONGVIEW PUMP STATION - 11/3/24-11/30/24, LONGVIEW PUMP STATION - 11/3/24-11/30/24	147,535.11

**FORT COLLINS-LOVELAND WATER DISTRICT  
DISTRIBUTIONS  
December 2024**

<b>Check #</b>	<b>Issues To</b>	<b>Description</b>	<b>Amount</b>
94090	HENSEL PHELPS CONSTRUCTION CO	AIRPORT PUMP STATION - EARLY PROCUREMENT, LONGVIEW PUMP STATION - EARLY PROCUREMENT & SITE INVESTIGATION	9,878.00
94091	HOUSKA AUTOMOTIVE	DOT INSPECTION - VIN:1FDUF5HT4HEB14301	100.00
94092	NCR PAYMENT SOLUTIONS, FL, LLC	CC & E-CHECK PROCESSING FEES	12,594.03
94093	CITY OF LOVELAND	ELECTRIC AT 150 W 71ST ST - 0050574-028198	540.96
94094	LOVELAND FORD- LINCOLN	R&M - TRUCK #1123 - VIN:1FTMF1EPXPKE12937	85.15
94095	OFFICESCAPES OF DENVER	TABLE TOP & LEGS	296.79
94096	O'REILLY FIRST CALL	SNOWBROOM, BOOSTER CABLE	89.97
94097	PIERSON CONCRETE CONSTRUCTION CO.	5" WALK - 5903 TILDEN ST	1,500.00
94098	POUDRE VALLEY COOP	ANCHOR SHACKLE 7/8" - FOR EXCAVATOR, ANCHOR SHACKLE 3/4" -FOR EXCAVATOR	36.98
94099	PROVIDENCE INFRASTRUCTURE CONSULTANTS	CLRWTA WATER TRANSMISSION PROJECT	44,167.63
94100	SOUTH FORT COLLINS SANITATION DISTRICT	FCLWD SEWER - 32621	101.25
94101	TCW RISK MANAGEMENT	2025 CYBER INSURANCE RENEWAL	36,674.35
94102	UMB BANK, NA	ADMINISTRATION FEES	400.00
94103	SUZANNE VEST	HSA CONTRIBUTION	198.08
94104	VESTIS	RESTROOM SERVICE, MAT NYLON/RUBBER, SCRAPER MAT, SERVICE CHARGE, LOGO MATS	278.50

**FORT COLLINS-LOVELAND WATER DISTRICT  
DISTRIBUTIONS  
December 2024**

<b>Check #</b>	<b>Issues To</b>	<b>Description</b>	<b>Amount</b>
94105	WESTERN STATES LAND SERVICES LL	AS NEEDED REAL ESTATE SERVICES - LARIMER COUNTY TANK SITE - TRILBY TANK	1,302.76
94106	WILDROCK PUBLIC RELATIONS & MARKETING	WESTERN BACKBONE PHASE 3 POSTCARDS	2,942.50
94107	AFLAC	AFLAC COVERAGE - DECEMBER	114.18
94108	ALL COPY PRODUCTS, INC.	KONICA MINOLTA BIZHUB PRINTER - OPERATIONS, OFFICE, ENGINEERING	886.85
94109	AVI ENGINEERING PLANNING SURVEYING	ZONE 5 TRANSMISSION PH02 CONSTRUCTION SERVICES	14,608.00
94110	BECKER SAFETY & SUPPLY	UNIFORM - MYHRE, UNIFORM - BEROLO, UNIFORM - FERRELL	149.00
94111	BOMGAARS	UNIFORM - BLAISDELL	154.97
94112	CTL THOMPSON INC	ZONE 5 - HORSETOOTH PHASE II PROFESSIONAL SERVICES	3,057.50
94113	DATAPRINT SERVICES, LLC	POSTAGE FOR FCLWD, PRINTING FOR FCLWD	3,623.94
94114	DITESCO	ZONE 5 - 30% DESIGN PROFESSIONAL SERVICES - 11/1/24-11/30/24	105,236.06
94115	FORT COLLINS LOVELAND WATER DISTRICT	WATER SERVICE AT 4100 S TAFT HILL RD	26.03
94116	CITY OF FORT COLLINS	CHARGE FOR POTABLE WATER, WATER PROVIDED TO FCLWD CUSTOMERS	162,129.23
94117	GREYSTONE TECHNOLOGY	FRONT DESK SCANNER	5,883.99
94118	JAX, INC.	BOOTS - GUERRA	199.95
94119	KEYFIVE, LLC	TAP DATABASE - NOVEMBER	8,660.00
94120	NAPA AUTO PARTS	AIR FLITER	131.63
94121	PIPESTONE EQUIPMENT	CRD/CDHS18 KITS, 3" STAINLESS STEEL SEAT	3,421.00
94122	RED WING BUSINESS ADVANTAGE ACCOUNT	BOOTS - BIXLER	200.00



**FORT COLLINS-LOVELAND WATER DISTRICT  
DISTRIBUTIONS  
December 2024**

<b>Check #</b>	<b>Issues To</b>	<b>Description</b>	<b>Amount</b>
94123	SIMON	67 ROCK	1,843.86
94124	STAPLES BUSINESS CREDIT	OFFICE & KITCHEN SUPPLIES, OFFICE SUPPLIES - OPERATIONS	138.21
94125	TYLER TECHNOLOGIES, INC	BILLING SYSTEM CONVERSION - FINANCIAL MODULES, BILLING SYSTEM CONVERSION - UB MODULE	1,400.00
94126	USA BLUEBOOK	FREE CHLORINE REAGENT SET FOR HACH	320.36
94127	USAVISION	VISION COVERAGE	82.84
94128 - 94277	CUSTOMER REFUNDS	OVERPAYMENT REFUNDS	8,810.78
ACH	POUDRE VALLEY REA 2389	ELECTRIC AT 1970A COLORADO BLVD	111.26
ACH	POUDRE VALLEY REA 2389	ELECTRIC AT 8110 S CO RD 13	85.95
ACH	XCEL ENERGY	ELECTRIC AT 5800 E COUNTY ROAD 40	480.27
ACH	XCEL ENERGY	ELECTRIC AT 7093 COUNTY ROAD 40	26.63
ACH	XCEL ENERGY	ELECTRIC AT 5575 E COUNTY ROAD 26 UNIT VLT	30.83
ACH	POUDRE VALLEY REA 2389	ELECTRIC AT 2738 W CO RD 38E-PUMP STATION	442.00
ACH	POUDRE VALLEY REA 2389	ELECTRIC AT 2890 W TRILBY RD	27.81
ACH	XCEL ENERGY	GAS AT 5150 SNEAD DR	666.21
ACH	XCEL ENERGY	ELECTRIC AT 1170 S OVERLAND TRL BLDG 28/6	32.91
ACH	POUDRE VALLEY REA 2389	ELECTRIC AT 2110 TRILBY RD	327.88
ACH	POUDRE VALLEY REA 2389	ELECTRIC AT 2890 W TRILBY RD	37.68
ACH	POUDRE VALLEY REA 2389	ELECTRIC AT PIERCE FARM IRRIGATION	28.95
ACH	CITY OF FORT COLLINS UTILITIES	ELECTRIC AT 5150 SNEAD DR	1,417.38

**FORT COLLINS-LOVELAND WATER DISTRICT  
DISTRIBUTIONS  
December 2024**

<b>Check #</b>	<b>Issues To</b>	<b>Description</b>	<b>Amount</b>
ACH	CITY OF FORT COLLINS UTILITIES	ELECTRIC AT 5603 S TIMBERLINE RD	58.54
ACH	CITY OF FORT COLLINS UTILITIES	ELECTRIC AT 3211 ROCK CREEK DR	94.99
ACH	CITY OF FORT COLLINS UTILITIES	ELECTRIC AT 2825 SKIMMERHORN ST PUMP	69.48
ACH	CITY OF FORT COLLINS UTILITIES	ELECTRIC AT 6600 S COLLEGE AVE PUMP	44.48
ACH	CITY OF FORT COLLINS UTILITIES	ELECTRIC AT 5101 ZIEGLER RD PUMP	0.23
ACH	CITY OF FORT COLLINS UTILITIES	ELECTRIC AT 3103 E HARMONY RD MASTER	81.34
WIRE		0.75 WSSC PURCHASE SCHLAGEL	2,950,228.00
12/6/24	Payroll		180,048.12
12/6/24	Mission Square		14,376.45
12/20/24	Payroll		163,720.48
12/20/24	Mission Square		14,247.22
<b>Total</b>			<b>7,181,049.51</b>

# Fort Collins-Loveland Water District



To: Chris Pletcher, General Manager  
From: Amanda Proctor, Finance Director  
Date: 1/9/2025  
Re: District Auditor

---

Per State Statute, the District must have an annual audit performed by and independent auditor annually.

For the past three years (2023, 2022, 2021) the District has engaged with Baker Tilly to perform the required audit and issue audited financial statements.

Baker Tilly has been a great partner in meeting not only the state required deadline for audit filing, but also deadlines that staff have requested. The staff assigned to the District audit have also been consistent which aids with the working relationship and ensures a great audit experience and product.

The engagement letter provided by the auditor to the District is for the 2024, 2025 and 2026 audits. This does not encumber funds for future years; rather it solidifies Baker Tilly's commitment to the District for these periods.

**Staff request** is to approve the audit engagement letter and have the General Manager sign said agreement.

Budget Line Item:	8090 – Audit & Consulting Fees
Annual Budget:	\$30,000
Actual through 1/31/2025:	\$-0-
Requested Amount:	\$ 30,000
Vendor:	Baker Tilly

5150 Snead Drive  
Fort Collins, Colorado 80525  
Phone: 970-226-3104  
Fax: 970-226-0186  
[www.fclwd.com](http://www.fclwd.com)

# Fort Collins-Loveland Water District



To: Chris Pletcher, General Manager  
From: Amanda Proctor, Finance Director  
Date: 1/16/2025  
Re: Engineering truck purchase and trade in

---

The District's goal is to replace fleet vehicles when they exceed both 10 years of age and 100,000 miles. The District also analyzes repair and maintenance costs to determine if a vehicle should be traded in early.

Currently there is one truck that the has had a high amount of repairs and is showing signs of a much larger repair. We would like to trade in this truck for a similar truck (4x4 super crew cab short box). This truck would be assigned to Engineering.

I am requesting authorization to complete this purchase, associated truck fit ups and any trade ins.

Budget Line Item:	8550 -Operations equipment
Annual Budget:	\$400,500
Actual through 1/31/2025:	\$-0-
Requested Amount:	\$ 32,426.67
Vendor:	Loveland Ford

5150 Snead Drive  
Fort Collins, Colorado 80525  
Phone: 970-226-3104  
Fax: 970-226-0186  
[www.fclwd.com](http://www.fclwd.com)

# Fort Collins-Loveland Water District



To: FCLWD Board  
From: Eric Dowdy, Chris Pletcher  
Date: 1/21/2025  
Re: 2025 GrayMatter Scada Maintenance Proposal

---

For the past 2 years FCLWD’s SCADA/OT partner, GrayMatter, has provided SCADA maintenance services for FCLWD. This is in lieu of having a full time I&C in-house technician. We are ready to renew their 2025 maintenance agreement. This agreement provides the needed ongoing SCADA maintenance and support of the SCADA system and software. Activities covered under this agreement include updating SCADA software, server software, VMWare, radio and cell modem telemetry, PLC programming and maintenance, Win-911 software, maintenance and adjustment of SCADA metrics and control logic as needed.

Already accounted for in the 2025 budget, the proposal, which is flat to last year’s agreement, is for \$105,000. This includes 480 service maintenance hours for 2025, or roughly 40 hours per month.

2025 Budget request: \$105,000.

2025 Budget Line Item:	6505
2025 Annual Budget:	\$167,100
Actual through 1/07/2025	\$0
Requested Amount	\$105,000

5150 Snead Drive  
Fort Collins, Colorado 80525  
Phone: 970-226-3104  
Fax: 970-226-0186  
[www.fclwd.com](http://www.fclwd.com)

# Fort Collins-Loveland Water District



To: FCLWD Board  
From: Eric Dowdy, Chris Pletcher  
Date: 1/23/2025  
Re: Remote Sites Remaining 2024 budget rolled into 2025 budget

---

FCLWD's OT partner, GrayMatter, has made great progress toward upgrading the remote sites and the SCADA system, in 2024. The old MOSCAD PLCs exposed the District to a high risk for failure and no way to keep them updated. The team has 3 remote sites left to upgrade: Overland Pump Station, Foothills Tanks, Soldier Canyon Water Treatment Plant (the FCLWD Telemetry PLC here sends data to their SCWTP SCADA system to provides predictive indicators on treatment capacity that is needed). We anticipate these final 3 sites being completed in Q1 of 2025.

Currently, there is \$109,000 of allocation funding left from the 2024 task order to complete this part of the project. The task order expired Dec 31, 2024. We want to roll over this unused portion of the allocation to the 2025 budget, adding it to GL budget noted below, and create a new 2025 task order to finish out this portion of the remote sites upgrade project for the requested amount listed below.

2024 Budget Allocation requested to be rolled over to 2025 budget: \$109,000.

2025 Budget Line Item:	8540
2025 Annual Budget:	\$19,448,000
Actual through 1/07/2025	\$0
Requested Rollover Amount	\$109,000

5150 Snead Drive  
Fort Collins, Colorado 80525  
Phone: 970-226-3104  
Fax: 970-226-0186  
[www.fclwd.com](http://www.fclwd.com)

# Fort Collins-Loveland Water District



To: FCLWD Board of Directors  
 From: Sandra Bratlie, P.E., District Engineer  
 Date: 1/21/2025  
 Re: Capital Projects 2024 Allocation Rollovers to 2025

A series of allocations and task orders were brought to the Board for approval in 2024 for engineering capital projects. Task orders were initiated under these allocations, however not all the allocation amounts were fully encumbered in a task order. This request would authorize extension of existing task orders through 2025 and remaining available allocation amounts be available in 2025. In some cases, additional task orders may not be needed as the projects are closed out.

Project	2024 Allocation	Task Orders (Encumbered)	Spent to Date	Remaining in Allocation
PROJ-0025: Zone 5 PH 2 & 3	\$ 9,672,000.00	\$ 8,949,586.61	\$ 6,469,057.93	\$ 722,413.39
PROJ-0026: Western Backbone PH 2 & 3	\$ 6,600,000.00	\$ 5,932,444.60	\$ 4,818,578.24	\$ 667,555.40
PROJ-0077: Trilby Tank and Feeder Line	\$ 7,115,356.00	\$ 5,424,841.00	\$ 1,622,106.24	\$ 1,690,515.00
PROJ-0032: Airport Pump Station	\$ 2,285,144.00	\$ 1,872,843.00	\$ 704,570.36	\$ 412,301.00
PROJ-0037: Longview Pump Station	\$ 3,372,500.00	\$ 2,421,094.00	\$ 619,823.96	\$ 951,406.00
PROJ-0048: CLRWTA Transmission	\$ 800,000.00	\$ 721,459.28	\$ 207,432.49	\$ 78,540.72
PROJ-0102: Timnath Conveyance: Buss Grove 24"	\$ 2,200,000.00	\$ 1,679,826.15	\$ 167,926.15	\$ 520,173.85
PROJ-0035: College & Trilby	\$ 1,540,000.00	\$ 136,788.00	\$ 103,720.44	\$ 1,403,212.00
PROJ-0054: Building Remodel	\$ 440,000.00	\$ 80,620.00	\$ 65,699.50	\$ 359,380.00
PROJ-0062: Pierce Farm	\$ 93,000.00	\$ 92,614.00	\$ -	\$ 386.00
PROJ-0027: Airport Transmission	\$ 6,000,000.00	\$ 5,884,695.50	\$ 5,149,770.62	\$ 115,304.50
PROJ-0100-Development Review Contract Services	\$ 60,000.00	\$ 60,000.00	\$ 37,406.50	\$ -

\* Spent to Date may not include all 2024 billings due to timing of year end invoicing.

**Recommendation:**

Engineering recommends Board approval to extend existing task orders through 2025 and remaining available allocation amounts be available in 2025.

5150 Snead Drive  
 Fort Collins, Colorado 80525  
 Phone: 970-226-3104  
 Fax: 970-226-0186  
[www.fclwd.com](http://www.fclwd.com)



# Fort Collins-Loveland Water District

To: Chris Pletcher, General Manager  
 From: Amanda Proctor, Finance Director  
 Date: 1/6/2025  
 Re: 2025 Slow the Flow Program

Historically, the District has partnered with the City of Fort Collins to provide sprinkler checkups (formally sprinkler audits) to the District’s customers. In 2024 the District switched to contracting with Resource Central to provide sprinkler checkups (Resource Central refers to these as Slow the Flow).

Slow the Flow provides sprinkler audits to residential and non-residential customers. The cost per residential audit is \$155. Non-residential audits are provided on an hourly basis and subsidized through Northern Water.

The recommendation is to offer 150 residential customer sprinkler audits (which matches the District’s historic offering) and to provide a \$5,000 budget for non-residential sprinkler audits (Northern Water will subsidize and increase the total non-residential spend allocation to \$10,000).

The District will engage with WildRock to provide marketing to inform customers.

Some highlights from the 2024 Slow the Flow program:



## SLOW THE FLOW

- 39 participating water partners
- 2,893 residential properties
- 48 non-residential properties
- 14,500,000 gallons of water saved\*

### 2024 FORT COLLINS-LOVELAND WD IMPACT

Residential sprinkler evaluations completed	154
Large/non-residential property sprinkler evaluations completed	3
Estimated gallons of water saved annually*	770,000

**Staff request** is to approve the budget allocation and authorize the General Manager to sign the contract with Resource Central.

5150 Snead Drive  
 Fort Collins, Colorado 80525  
 Phone: 970-226-3104  
 Fax: 970-226-0186  
[www.fclwd.com](http://www.fclwd.com)



# Fort Collins-Loveland Water District



Budget Line Item: 7270 – Water Conservation  
Annual Budget: \$100,000  
Actual through 1/31/2025: \$-0-  
Requested Amount: \$ 28,365  
Vendor: Resource Central



# Fort Collins-Loveland Water District

To: FCLWD Board of Directors

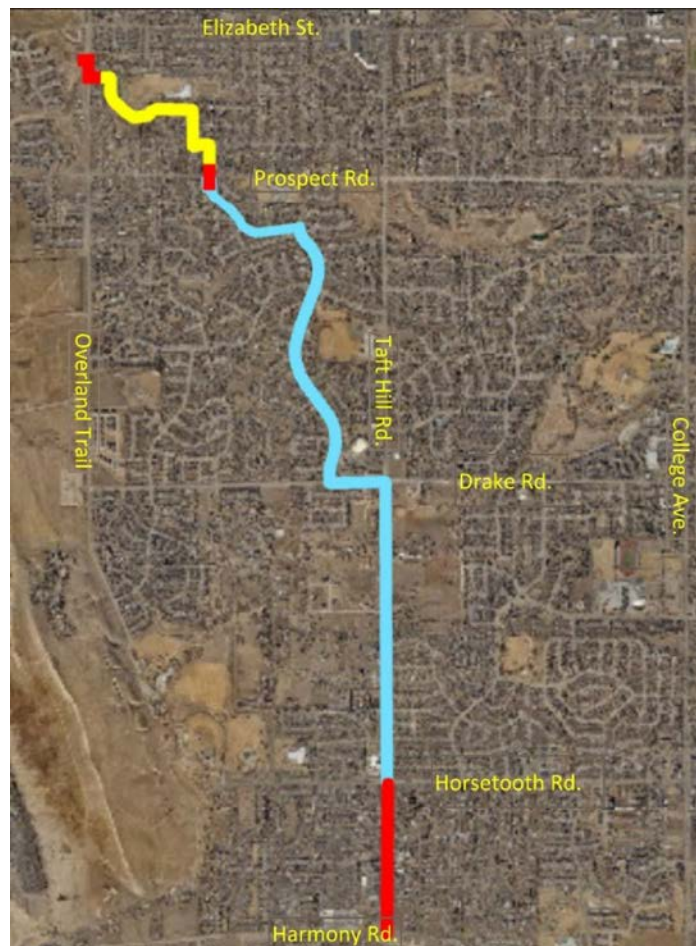
From: Linsey R. Chalfant, PE – Civil Engineer III

Date: 1/21/2025

Re: Western Backbone Transmission Project-Phase III-Allocation Request #02-Construction

Western Backbone is a 42" multi-phase transmission project extending 4 miles in western Fort Collins from Overland Pump Station to the Taft Pump Station. This project will replace an intersection bottleneck in the system at West Prospect and South Overland Trail and undersized transmission mains along the western edge of our service area, increasing hydraulic capacity and improving overall system performance. The completion of this project is critical to continue to deliver reliable and affordable water to our customers. By installing larger capacity transmission mains, the District can optimize delivery of its Soldier Canyon Filter Plant source water over the use of City of Fort Collins interconnects during peak water use periods.

- Phase 1 and 2 of the Western Backbone Project (shown in red below) were constructed in 2023 and 2024 respectively.
- Phase 3 (shown in yellow below) is anticipated to go to construction in February of 2025 and will connect the segments that were installed in 2024. Future phases of the alignment are shown in blue.



5150 Snead Drive  
Fort Collins, Colorado 80525  
Phone: 970-226-3104  
Fax: 970-226-0186  
[www.fclwd.com](http://www.fclwd.com)

# Fort Collins-Loveland Water District



Western Backbone Phase 3 includes portions of Virginia Dale Drive, Pleasant Valley Road, Wildwood Drive, Cedarwood Drive and Lake Street. Construction is expected to start in late February and last into early October. This allocation request covers the construction phase services for Connell Resources (minus material procurement requested during the December Board meeting), owner carried allowance for potential groundwater remediation, and consultant construction administration and testing services.

The table below shows an estimated breakdown of the allocation request.

<b>Project</b>	Western Backbone Transmission-PH3		
<b>Project Number</b>	PROJ-0026.03		
<b>Estimated Timeline</b>	12 months		
<b>Allocation #</b>	2		
<b>Allocation Approval Date:</b>	25.01.21		
<b>Allocation Approval Amount:</b>	<b>\$</b>	<b>5,208,000.00</b>	
<b>Item/Contingency/Risk</b>	<b>Allocation Amount</b>	<b>Entity</b>	<b>Comment</b>
Construction	\$ 4,400,000.00	Connell	excludes \$3.4M material procurement
Consultant CA Services	\$ 218,000.00	Consultant	Scoped
CTL Testing Services	\$ 40,000.00	Consultant	Scoping in progress
Construction Risk Allowance	\$ 300,000.00	Connell	Owner carried allowance for additional groundwater remediation
Contingency	\$ 250,000.00		5%
<b>Allocation Request</b>	<b>\$</b>	<b>5,208,000.00</b>	

### Recommendation:

We recommend Board approval to allocate \$5,208,000 for Phase 3 of the Western Backbone Project

Budget Line Item (2025):	9140 Distribution (Non-Operating)
Annual Budget (2025):	\$32,979,00
Actual on 1/1/2025:	\$0
Requested Amount:	\$5,208,000

# Fort Collins-Loveland Water District



To: FCLWD Board of Directors

From: Carlos Medina, PE – Civil Engineer III

Date: 1/21/2025

Re: Airport Pump Station Rehabilitation and Associated Piping - Allocation Request #01

The District completed a condition assessment, studies on conceptual design and future water demands for the Airport Pump station which has surpassed its design life and is considered to be in poor operational condition. Demands in the Airport Pump Station service territory have also grown beyond the station's capacity and a parallel pump station (County Road 30) was installed in 2005. It was determined by the previous engineering evaluations of the Airport Pump Station / County Road 30 Pump Station service area that the Airport Pump Station and its associated infrastructure should be rehabilitated to aid with the increasing demand and to provide redundancy and operational flexibility.

During the preliminary design phase several options for the rehabilitation of the Airport Pump Station were evaluated. Based on this evaluation it was determined that a new pump station in the same location was the District's best option. A new pump station will provide reliable water service and operational flexibility to the east side of the District's system for decades to come. Throughout the distribution system the District currently has both pump station vaults and above ground pump stations. Operations prefer the access and convenience of the above grade pump stations. Therefore, the new Airport pump station will be above grade and contained within a building.

HDR and Hensel Phelps were selected to design and construct the Airport Pump Station project. The Airport Pump station team has completed the design of the new pump station. Engineering staff would like to request funds to be appropriated and approval to award the construction contract for the replacement of the Airport Pump station. This allocation excludes early procurement items previously approved at the June 18<sup>th</sup>, 2024, Board Meeting. An ICE has been completed for the project and costs were reconciled to within 1%.

This allocation request will allow staff to execute Task Order(s) to move forward with construction of both the station and the completion of the new suction line for this facility. There are pending decision items that will affect the trajectory of the project such as start of construction, ditch crossing agreements, and temporary lease agreements. This allocation will allow the team to make quick decisions and execute task orders in a timely manner to keep the project moving. Task Orders will only be executed if warranted and with a defined scope, fee, and a not to exceed cost. The team will also seek board approval for any costs exceeding this allocation request.

# Fort Collins-Loveland Water District



The table below shows an estimated breakdown of the allocation request.

Allocations				
Project	Airport Pump Station Replacement			
Project Number	PROJ-0032.03			
Estimated Timeline	12 months			
Allocation #	1			
Allocation Approval Date:	1/21/2025			
Allocation Approval Amount:	\$	5,861,000.00		
Item/Contingency/Risk	Allocation Amount	Entity	Comment	
HDR Design Services	\$ 200,000.00	HDR Inc.	Scope/Fee in progress	
Pump Station Construction	\$ 4,700,000.00	Hensel Phelps		
Suction Line Connection	\$ 850,000.00	Connell Resources		
Incidentals	\$ 111,000.00			
<b>Allocation Request</b>	<b>\$</b>	<b>5,861,000.00</b>		

**Recommendation:**

We recommend Board approval to allocate \$5,861,000 for Airport Pump station Replacement.

Budget Line Item: 8540 Distribution System (Operating)  
 Annual Budget: \$19,488,000  
 Actual on 01/01/2025: \$0  
 Requested Amount: \$5,861,000



To: FCLWD Board of Directors  
From: Emily Cowles and Sandra Bratlie  
Date: January 21, 2025  
Re: FCLWD 2024 Residential Population Model Update

## 2024 Estimated Residential Population

Fort Collins-Loveland Water District

*Completed January 2025 with Tap sale data current as of December 31, 2024.*

### Summary:

The estimated residential population served by the District at the end of 2024 is 66,813. For comparison, the estimated population served in July 2023 was 65,537. Both estimates exclude Windsor and Spring Canyon wholesale residents.

### Methodology:

The District has 20,494 tap accounts as of December 31, 2024. Of these accounts, 19,407 are Residential taps including Single Family (18,117), Single Family Conservation (563) and Multi-family (727). Population for Multi-family accounts are determined by using the Dwelling Unit (DU) value from our BillMaster Database and multiplying the Population Per Household (PPH)<sup>1</sup>.

The remaining accounts are assigned a DU and population of 0. They include Commercial (759), Irrigation (313), Standby (10), Non-Residential (4), or Other (1).

Jurisdiction	Population Per Household (PPH)
Fort Collins	2.73
Larimer County	2.53
Loveland	2.65
Timnath	3.27
Windsor	2.90

5150 Snead Drive  
Fort Collins, Colorado 80525  
Phone: 970-226-3104  
Fax: 970-226-0186  
[www.fclwd.com](http://www.fclwd.com)

<sup>1</sup> Population estimates by jurisdiction were last evaluated in 2022 and derived from 2020 census blocks Service Area.

# Fort Collins-Loveland Water District



To: FCLWD Board of Directors  
From: Sandra Bratlie, P.E., District Engineer  
Date: 1/21/2025  
Re: FCLWD Levels of Service Introduction and Overview

There are five core components of asset management and ultimately an efficient management and operation of a water utility. Those are asset inventory, level of service, criticality, life cycle costing, and long-term funding (Figure 1).<sup>1</sup> Levels of Service (LoS) framework and goals ensures that the services provided meet the expectations of customers and stakeholders while aligning with regulatory requirements, organizational goals and operational capabilities.



Figure 1. Five core components of asset management.

This approach helps clarify and define what customers can expect from a water utility. When customers understand what an organization is providing for them in terms of service and they are given a say in what the utility may provide in the future, they are more willing to pay. Customers need to understand that service is related to cost and typically the higher the level of service desired, the higher the costs

<sup>1</sup> Southwest Environmental Finance Center: <https://swefcamswitchboard.unm.edu/am/the-five-core-components-of-asset-management/>



# Fort Collins-Loveland Water District

associated with producing that level of service. Determining what the customer wants and is willing to pay for, drives the decision making for the utility.

AWWA defines Levels of Service as a statement of outputs, goals, or objectives (LoS goals) that water utilities or their activities intend to deliver to customers and stakeholders. Approaching this as a framework, LoS goals should be developed, documented and measured. LoS goals should be simple and relevant to an organizations mission and written as SMART goals - Specific, Measurable, Attainable, Realistic, and Time Bound (when appropriate). The associated performance measures (PM) and key performance indicators (KPI) can be either direct or indirect measures of success.

The development of effective LoS goals are driven by three inputs: Stakeholder Expectations, Organizational Goals, Technical Capabilities. The drivers can be characterized as both internal and external facing or a combination of both. Stakeholder and organizational LoS are usually tied to how customers receive service and are characterized as external LoS. Technical LoS are typically tied to asset performance, which is characterized as an internal LoS.

The development of LoS Goals, KPI's and PM's are not immediate and should be done over time with input from all drivers. *Establishing Levels of Service as the Foundation of Utility Asset Management*, Journal AWWA (May 2023) presents the general progression of as shown in Figure 2.

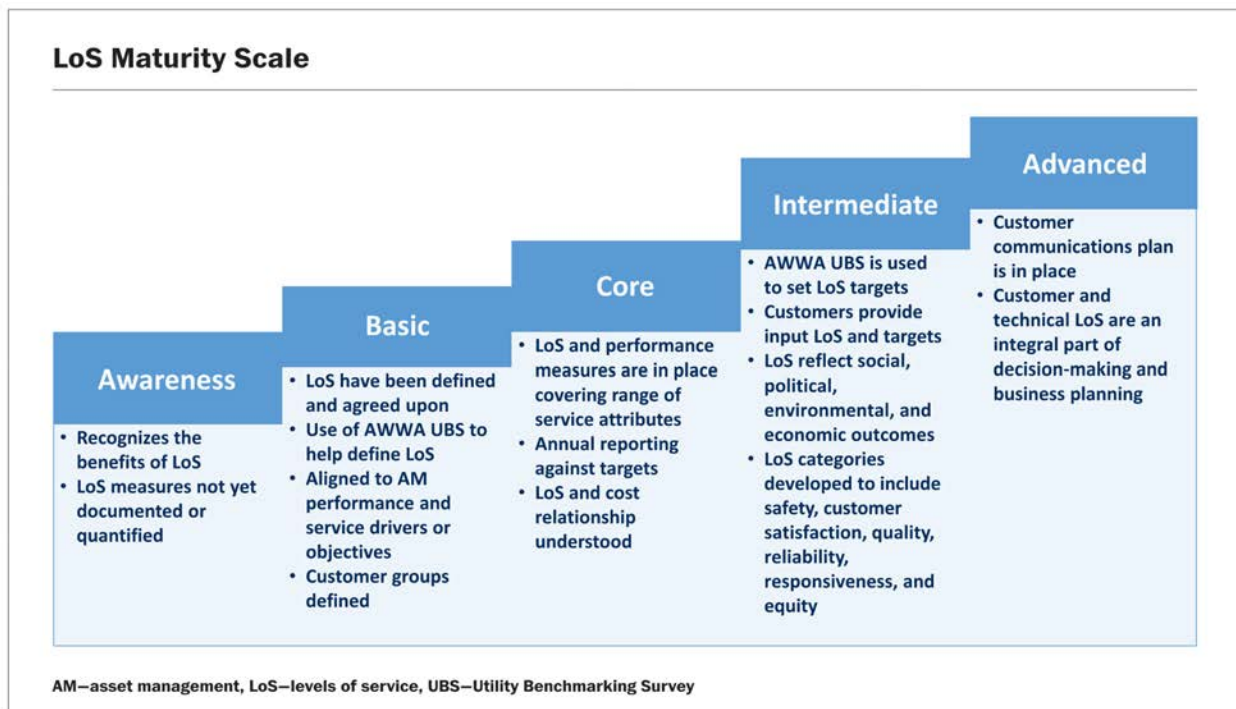


Figure 2. LoS Maturity Scale

The Levels of Service concept is integral to the effective management of water utilities. By setting clear standards and aligning asset management activities with these standards, the utility can ensure the delivery of high-quality services to its customers.

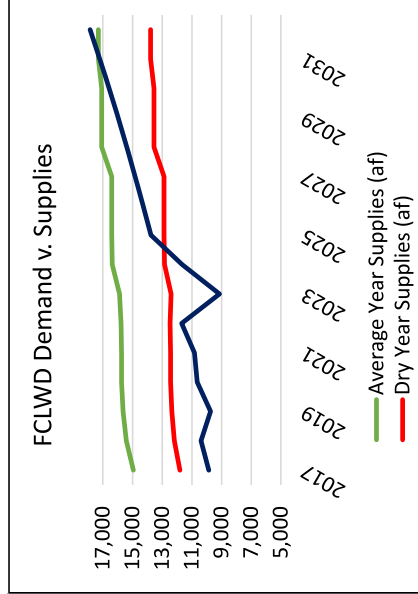
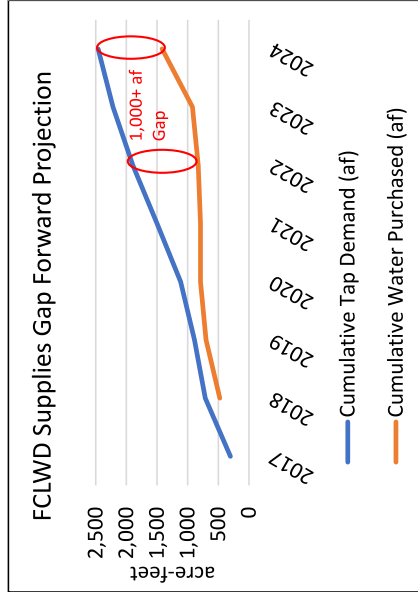
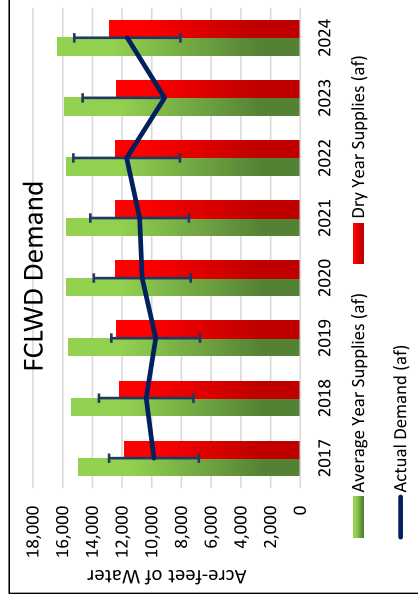


# TRI-DISTRICTS

East Larimer County – Fort Collins Loveland – North Weld County Water Districts

## FCLWD - Closing the Gap Change in Demand vs. Water Supply

Supply	2017	2018	2019	2020	2021	2022	2023	2024
Average Year Supplies (af)	14,941.4	15,417.2	15,640.5	15,732.9	15,732.9	15,770.7	15,865.0	16,358.5
Dry Year Supplies (af)	11,803.7	12,179.6	12,356.0	12,429.0	12,429.0	12,458.9	12,393.0	12,839.7
Purchased C-BT & MU Water (af)		475.8	223.3	92.4	0.0	37.8	94.3	493.2
Owned Water not converted (af)		36.3	36.3	36.3	36.3	36.3	264.3	649.4
Demand								
Actual Demand (af)	9,852.1	10,375.7	9,736.8	10,638.9	10,820.8	11,691.8	9,135.3	11,645.1
Number of Taps Sold	432	584	257	317	555	561	461	349
Estimated New Tap Demand (af)	302.4	408.8	179.9	221.9	388.5	392.7	322.7	244.3
Demand + Estimated New Tap Demand (af) "Level of Service"	10,154.5	10,563.3	10,743.2	10,965.1	11,353.6	11,746.3	12,069.0	12,313.3
The Gap Calculation (af)	235.4	192.0	321.5	710.0	1,064.9	1,293.3	<b>1,044.1</b>	



# Proposal

---

To: Chris Pletcher, General Manager, Fort Collins-Loveland Water District  
From: WestWater Research  
Date: January 16, 2025  
Re: Proposal for 2025 Water Resources Support

---

## Background and Purpose

The Fort Collins-Loveland Water District (“District”) provides treated water service to south Fort Collins, Timnath, and areas north of the City of Loveland. The District is growing, and it expects to need approximately 10,000 acre-feet (“AF”) of new water supplies in the future. Historically, the District has relied on Colorado-Big Thompson (“CBT”) water to provide a majority of its source water; currently, over 90% of the District’s water comes from CBT. The District is limited in its ability to acquire new CBT due to rules of the Northern Colorado Water Conservancy District (“Northern”). Therefore, the District is looking to diversify its water supply. A large portion of future water need is anticipated to be filled by the Northern Integrated Supply Project (“NISP”). Additional sources of acquisition may include Poudre River water rights and non-tributary groundwater sources in northern Weld County. The District is pursuing sources that can be treated at a new regional water treatment plant proposed near Cobb Lake – the Cobb Lake Regional Water Treatment Facility (“CLRWTF”).

WestWater Research, LLC (“WestWater”) is providing this proposal to assist the District in water resource planning for the CLRWTF, operational planning for integrating groundwater into the District’s water resource portfolio, and other on-call water resource consulting.

## Scope of Services

### ***Task 1: CLRWTF Water Resources Planning***

WestWater will prepare a water resource plan specific to the CLRWTF. The District has numerous water supply and water infrastructure plans related to the Soldier Canyon Filter Plant (“SCFP”) and the greater District water system. However, District staff have indicated a need for water resources and operations plans specific to future use of the CLRWTF.

The CLRWTF Plan will begin with an assessment of water demand on the CLRWTF and of the District’s existing sources of supply that can be delivered to and treated at the CLRWTF, SCFP, and both. The assessment will include a calculation of volume, timing, and reliability for each source, as well as identification of any required 3<sup>rd</sup> party approvals to use the supply (e.g., ditch company carriage agreements, Water Court approval, Northern Water approval, etc.). Supply availability will be matched to the planned seasonal operation of the CLRWTF to determine monthly yield. Transmission and carriage losses will be incorporated to compare the yield of each source of supply at the SCFP and CLRWTF. For this task, WestWater will work closely with SCFP Water Resources staff and assumes the District will provide existing system operations models, which will be modified to simulate specific operations of the CLRWTF.

WestWater will then consider future sources of supply that can be treated at the CLRWTF, such as Poudre Basin agricultural water rights, NISP, and non-tributary groundwater. Yields of such sources will be integrated into the water resource modeling from above, and costs and risks developed. Annual expenses for such sources will be developed and added to the cost of treatment at CLRWTF and the SCFP. The simulation of non-tributary groundwater will be conducted in concert with Task 3 below.

Using the data from above, WestWater will develop an Excel-based decision support tool to rank sources and compare such parameters as operational costs, yields, losses, and decree limits across sources treatable at the CLRWTF and SCFP. WestWater will consult with District staff to generate an implementation plan for the integration of the CLRWTF into the District's existing water system.

### ***Task 2: Groundwater Operations Planning***

WestWater will evaluate integration of non-tributary groundwater into the District supply portfolio. WestWater will construct an operational cost model to assess the cost implications of groundwater use relative to existing sources of supply. Additional considerations will include:

- Sources of supply for aquifer storage and recovery ("ASR"), including federal and state recharge regulations and decree limitations
- Opportunities for recharge and/or reuse of effluent generated from first use of non-tributary groundwater
- Timing and priority of use of groundwater relative to other source water supplies
- Trade and exchange opportunities of groundwater or reusable effluent with other CLRWTF entities or other partners

The groundwater operations planning will be integrated into the CLRWTF Plan from Task 1 above.

### ***Task 3: On-Call Water Resources Technical Support***

WestWater will provide on-call technical services related to water supply planning and development. As directed, WestWater will provide economic and engineering technical support for the District's water resources operations, water rights negotiations, water rate and fee setting, water acquisition diligence, regional partnering, and other tasks yet to be defined. This scope does not include originating or negotiating acquisitions for the District, diligencing the VITA H2O groundwater project, or providing the District expert support in water court applications or oppositions.

## **Deliverables**

A standalone technical report will be developed for each of Tasks 1, 2, and 3. In addition, the decision tool and any operational models from Task 3 will be provided to the District. WestWater will provide draft reports for District review and will address any revisions within two weeks following receipt of District comments.

## **Timeline**

Services this proposal will proceed throughout 2025. WestWater anticipates commencing Tasks 2 in February 2025 and will complete its evaluation in 8 to 12 weeks. Task 1 will commence at the direction of the District, anticipated in Q2 2025.

## **Project Budget**

The tasks in this scope of work will be billed on a time and material basis. The anticipated budget for identified tasks is \$61,500 and is detailed in the table below. Task 3 will be billed on an as-needed, as directed basis, up



to a proposed budget of \$20,000. This budget was estimated using WestWater’ standard 2024 hourly billing rates, attached to this proposal.

Task	Budget
Task 1: CLRWTF Water Resources Plan	\$31,700
Task 2: Groundwater Operations Planning	\$29,800
<b>Total</b>	<b>\$61,500</b>
Task 3: On-Call Water Resources Technical Support*	\$20,000
<b>Total, with On-Call</b>	<b>\$81,500</b>

\*Billed on an as-needed, as directed basis

## Appendix A: Rates and Expenses

### 2024 Professional Rates & Services

Personnel	Hourly Rate
Chief Executive Officer	\$600
Regional Directors, Principals, Chief Operating Officer	\$350 - \$475
Senior Associates	\$225 - \$325
Associates & Subject Area Directors	\$175 - \$250
Analysts, GIS Analysts, & Data Management	\$125 - \$175
Administrative and Support Staff	\$120
<i>Expert witness rates are billed at \$500 per hour for deposition and trial days with a minimum of 8 hours per day billing.</i>	
<i>Rates increase 5-10% annually, effective on the first day of each calendar year.</i>	

### 2024 Project Related Expenses

Expense	Description
Airfare	Actual expense based on an economy class ticket for the most direct route and economical carrier based on availability with five (5) day minimum advance purchase.
Hotels	Actual rates based on the standard single room.
Rental Car	Actual rates based on a standard, midsize car.
Mileage	Sixty-seven cents (\$0.67) per mile.
Data	Actual cost plus a 15% administrative fee.
Reproduction	Actual costs.
Other Expenses	Other standard and customary expenses such as business-related phone calls, postage and delivery charges, or incidentals will be fully reimbursed at cost.
Subcontractor Fee	Administrative management fee of 15% on subcontractor work managed by WestWater.



# FORT COLLINS-LOVELAND WATER DISTRICT

## MEMORANDUM

TO: Chris Pletcher, General Manager

FROM: Amanda Proctor, Finance Director

DATE: January 1, 2025

RE: Water Tap Revenue for December 2024

DATE	LOT SIZE	COMPANY NAME	ADDRESS	RAW WATER	PIF
12/1/24	1.5" IRR	CITY OF FORT COLLINS	IRR - 5830 S TIMBERLINE RD (upsized and change in class)	338,600.00	85,000.00
12/1/24	3/4" COMM	CITY OF FORT COLLINS	5830 S TIMBERLINE RD (change in class)	0.00	17,000.00
12/1/24	5001-6000	HARMONY, LLC	6729 MORNING SONG	0.00	17,000.00
12/1/24	6001-7000	HARMONY, LLC	6739 MORNING SONG	0.00	17,000.00
12/1/24	>11000	HARMONY, LLC	6799 MORNING SONG	0.00	17,000.00
12/1/24	2" COMM	WWW PROPERTIES LLC	5811 S COLLEGE AVE (change in class)	432,000.00	136,000.00
12/1/24	3001-4000	HARTFORD CONSTRUCTION LLC	6112 DUTCH DR	21,600.00	17,000.00
12/1/24	5001-6000	HARTFORD CONSTRUCTION LLC	5456 YANCY ST	37,200.00	17,000.00
12/1/24	1.5" MF (4 DU)	HARTFORD CONSTRUCTION LLC	4821-4833 AUTUMN LEAF DR	76,800.00	21,760.00
12/1/24	3001-4000	BRIGHTLAND HOMES OF COLORADO	4529 PARKLINE ST	21,600.00	17,000.00
12/1/24	3001-4000	BRIGHTLAND HOMES OF COLORADO	4516 BURL ST	21,600.00	17,000.00
12/1/24	1" COMM	AMERCO REAL ESTATE COMPANY	5550 BYRD DR	150,000.00	42,500.00
12/1/24	1" IRR	AMERCO REAL ESTATE COMPANY	IRR 5550 BYRD DR	205,200.00	42,500.00
12/2/24	5001-6000	L'ARCHE FORT COLLINS	1015 BRITTANY ST	30,000.00	17,000.00
12/2/24	4001-5000	L'ARCHE FORT COLLINS	1033 BRITTANY ST	37,200.00	17,000.00
12/2/24	>11000	JEANNERET FAMILY TRUST	3807 TALL GRASS COURT	69,000.00	17,000.00
12/2/24	>11000	RAY BRADFORD	5955 N COUNTY RD 13	69,000.00	17,000.00
12/9/24	CON TAP	HOMESTEAD NORTH LLC	918 CUB COURT	17,400.00	17,000.00
12/9/24	CON TAP	CHRISTOPHER / COURTNEY ELDER	901 CUB COURT	17,400.00	17,000.00
12/9/24	CON TAP	SHAWN / CAROLYN ALLEN	8349 FOUR POINTS COURT	17,400.00	17,000.00
12/9/24	CON TAP	AUSTIN / KRISTEN DODDER	8348 FOUR POINTS COURT	17,400.00	17,000.00
12/9/24	6001-7000	HARMONY, LLC	6710 MORNING SONG COURT	0.00	17,000.00



# FORT COLLINS-LOVELAND WATER DISTRICT

12/9/24	6001-7000	HARMONY, LLC	6720 MORNING SONG	0.00	17,000.00
12/9/24	8001-9000	HARMONY, LLC	6810 MORNING SONG COURT	0.00	17,000.00
12/9/24	6001-7000	HARMONY, LLC	6820 MORNING SONG COURT	0.00	17,000.00
12/9/24	6001-7000	HARMONY, LLC	6840 MORNING SONG COURT	0.00	17,000.00
12/10/24	1.5" COMM	RIVERBEND DEVELOPMENT LLC	5451 HARMONY ROAD BLDG 1 (upsized and change in class)	150,000.00	85,000.00
12/10/24	1.5" COMM	RIVERBEND DEVELOPMENT LLC	5451 HARMONY ROAD BLDG 2	300,000.00	85,000.00
12/10/24	7001-8000	HARMONY, LLC	6850 MORNING SONG COURT	0.00	17,000.00
12/10/24	6001-7000	HARMONY, LLC	6779 MORNING SONG COURT	0.00	17,000.00
12/10/24	6001-7000	HARMONY, LLC	6769 MORNING SONG COURT	0.00	17,000.00
12/10/24	7001-8000	HARMONY, LLC	6759 MORNING SONG COURT	0.00	17,000.00
12/10/24	7001-8000	HARMONY, LLC	6749 MORNING SONG COURT	0.00	17,000.00
12/11/24	3/4" COMM	DLN LLC	5180 N GARFIELD AVE	60,000.00	17,000.00
12/16/24	10001-11000	TOLL SOUTHWEST LLC	5859 TOMMY COURT	60,600.00	17,000.00
12/16/24	9001-10000	TOLL SOUTHWEST LLC	4601 WHEATHEAD PLACE	57,000.00	17,000.00
12/16/24	>11000	TOLL SOUTHWEST LLC	3960 WHEATHEAD PLACE	69,000.00	17,000.00
12/16/24	7001-8000	TOLL SOUTHWEST LLC	5633 ZADIE AVENUE	48,000.00	17,000.00
12/16/24	7001-8000	TOLL SOUTHWEST LLC	5623 ZADIE AVENUE	48,000.00	17,000.00
12/16/24	7001-8000	TOLL SOUTHWEST LLC	5613 ZADIE AVENUE	48,000.00	17,000.00
12/23/24	>11000	RUTH COLLINS	4005 MOUNTAIN SHADOW WAY	0.00	17,000.00
12/23/24	CON TAP	MELODY HOMES INC	5933 AMERIFAX DR	17,400.00	17,000.00
12/23/24	CON TAP	MELODY HOMES INC	6489 ANKINA DR	17,400.00	17,000.00
12/23/24	CON TAP	MELODY HOMES INC	6483 ANKINA DR	17,400.00	17,000.00
				<b>\$2,472,200.00</b>	<b>\$1,126,760.00</b>
Total Water Taps Sold For December 2024 =			40		
		3/4" Taps Sold =	35		
		1" Taps Sold =	2		
		1.5" Taps Sold =	2		
		2" Taps Sold =	1		
		3" Taps Sold =	0		
		4" Taps Sold =	0		
		City Water Taps =	0		
Water provided by Builder/Developer =			14		
		Bought from FCLWD =	26		



# FORT COLLINS-LOVELAND WATER DISTRICT

Total Water Taps Sold For December 2023 =		49			
Taps sold for the year 2023 =		461			
Taps sold for the year 2022 =		561			
Taps sold for the year 2021 =		555			

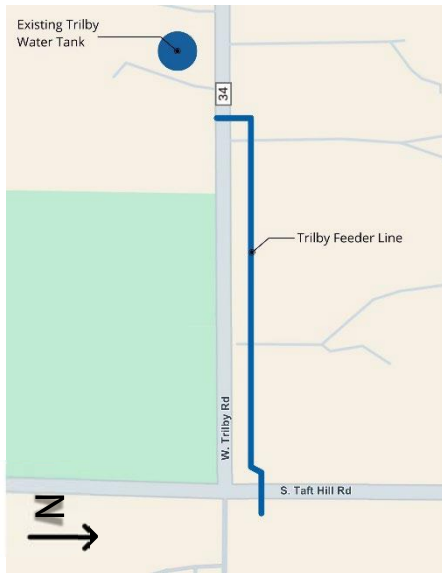




# Fort Collins-Loveland Water District

To: FCLWD Board of Directors  
 From: Carlos Medina, P.E. - CEIII  
 Date: January 21, 2025  
 Re: Capital Project Update – Trilby Tank Feeder Line

**PROJECT MANAGER:** Carlos Medina, P.E.



More project information at:  
<https://fclwd.com/water/construction-projects/>

The 30” waterline installation for Trilby Tank Feeder Line is progressing as planned.

### MILESTONES ACHIEVED

- Installation of 227 LF of 42” steel casing under the future Larimer County Transfer Station access roads
- Installation of approximately 400 feet of 30” waterline
- Mobilization of bore crew
- Connection to the exiting 4 MG water tank 24” feeder line

### UPCOMING MILESTONES

- Mid/Late January: Auger bore under Taft Hill Road
- February: Open cut installation of 30” waterline in easement parallel to Trilby Road
- Late Feb/Early March: Tie into the existing 36” waterline on the east side of Taft Hill Road.

### PROJECT HURDLES

- Waterline tie-in to the existing 36” and 24” waterlines
- Coordination with project stakeholders
- Cold weather construction

### OUTREACH ACTIVITIES

- Door hangers prior to start of construction to all adjacent properties
- Personal coordination with the County Landfill, Behavioral Health, and City of Fort Collins Natural Areas
- Maintain project webpage on District site



Left: Backfill of 30” waterline in cold weather



Center: Installation of steel casing for future Transfer Station access roads



Right: Existing 24” 90 degree bend and tie in location for the 30” feeder pipe line to the existing 4 MG Tank

# **FORT COLLINS – LOVELAND WATER DISTRICT**

## **MONTHLY FINANCIAL REPORT**

**January 31, 2025\***

- **Page 1 – Aged Accounts Receivable**
- **Page 1 – Metered Revenue Comparison**
- **Page 2 – Cash and Investments**
- **Page 2 – Expenditures**
- **Page 3 – Investment Account Review**
- **Page 4 – Revenue and Expenses – Budget vs. Actual**
- **Page 10 – Tap Sales**
- **Page 11 – Quarterly CIP Update**

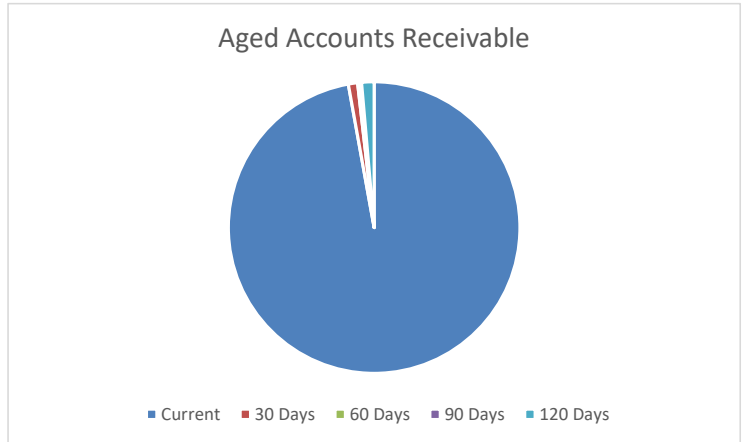
**\*Numbers in this report are subject to change as items are posted into the period they occurred.**



**January 31, 2025**

**Aged Accounts Receivable (Customer Billings)**

Current	\$ 1,177,421	97.2%
30 Days	12,430	1.0%
60 Days	2,574	0.2%
90 Days	2,695	0.2%
120 Days	16,721	1.4% *
	<u>\$ 1,211,841</u>	100.0%

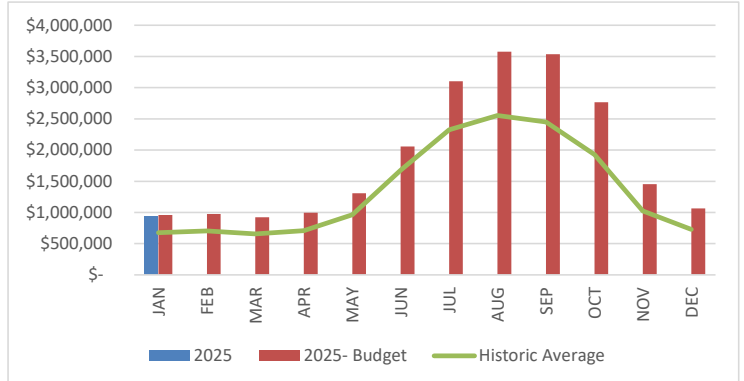


\*Accounts greater than 120 days have service disconnected

Note> Above amounts *excludes* credits on customer accounts.

**Metered Revenue Comparison**

	2025	2025- Budget	Historic Average
JAN	\$ 934,293	\$ 959,284	675,910
FEB	-	\$ 976,212	704,240
MAR	-	\$ 924,587	656,367
APR	-	\$ 995,403	708,489
MAY	-	\$ 1,306,417	964,119
JUN	-	\$ 2,055,522	1,677,890
JUL	-	\$ 3,103,547	2,325,292
AUG	-	\$ 3,575,760	2,553,933
SEP	-	\$ 3,534,519	2,451,981
OCT	-	\$ 2,764,524	1,926,742
NOV	-	\$ 1,454,194	1,025,212
DEC	-	\$ 1,063,873	729,188
Totals	\$ 934,293	\$ 22,713,841	\$ 16,399,363



Metered revenue includes billings to customers and is the primary source of operating revenue. Customers are billed for the prior month's consumption. The fluxuation year over year is the result of weather variations, increase in number of customers served and rate increases.

The historic average is the average of the last three years' actual revenue.



**January 31, 2025**

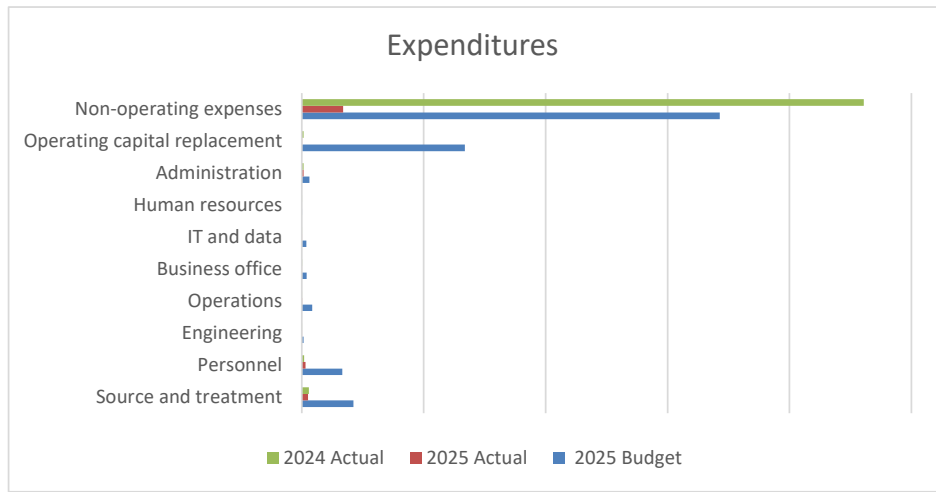
**Cash and Investments**

		Yield**	
Cash on Hand			\$ 100
Cash in Bank			1,822,832
Savings			
	1st Bank Liquid Asset	3.19%	973,211
	Colotrust	4.51%	861,485
	CSAFE	4.48%	1,799,458
Government Securities		4.26%	109,764,957
			<u>115,222,044</u>
Available Cash and Investments			<u><u>\$ 115,222,044</u></u>

\*\*Monthly Average Annual Yield

**Expenditures**

Department	2025 Budget	2025 Actual	2024 Actual
Source and treatment	\$ 8,490,803	\$ 1,002,067	\$ 1,175,316
Personnel	6,635,500	602,776	374,583
Engineering	316,000	1,299	30,972
Operations	1,706,100	68,920	40,422
Business office	808,700	33,171	64,235
IT and data	734,475	36,305	24,748
Human resources	32,700	-	150
Administration	1,234,450	300,417	283,987
Operating capital replacement	26,768,500	87,582	273,719
Non-operating expenses	68,546,189	6,790,170	92,202,070
	<u>\$ 115,273,417</u>	<u>\$ 8,922,709</u>	<u>\$ 94,470,203</u>



## MSSB Account Summary

Functional Currency: USD 01/01/2025 - 01/31/2025

ICAP-Fort Collins Loveland (83270)

Dated: 02/07/2025

[Return to Table of Contents](#)

### Accounting

#### Balance Sheet Classification

	Book Value	Market Value
Cash & Cash Equivalents	21,286,991.65	21,286,991.65
Short Term Investments	50,588,635.25	50,551,915.00
Long Term Investments	39,778,111.18	39,828,080.00
Accrued Interest Receivable	843,546.83	843,546.83
Equity	0.00	0.00
Alternative Investments	0.00	0.00
<b>Total</b>	<b>112,497,284.92</b>	<b>112,510,533.48</b>

#### Unrealized Gain/Loss

Beginning Unrealized Gain/Loss	-6,252.64
Unrealized Gain	110,916.29
Unrealized Loss	-97,667.73
<b>Net Unrealized Gain/Loss</b>	<b>13,248.57</b>
Change Unrealized Gain/Loss	19,501.21

#### Interest Income Detail

	Tax Exempt	Taxable
Beginning Accrued	0.00	861,053.68
Purchased Accrued	0.00	0.00
Sold Accrued	0.00	0.00
Coupons Received	0.00	367,279.69
Equity Dividends Received	0.00	0.00
Interest Accrued In Period	0.00	349,772.84
Other Income	0.00	0.00
<b>Interest Income Total</b>	<b>0.00</b>	<b>349,772.84</b>
Ending Accrued	0.00	843,546.83

#### Amortization/Accretion

	Tax Exempt	Taxable
Beginning Amortized Cost	0.00	111,241,748.68
Purchases	0.00	2,868,529.84
Sales	0.00	2,503,304.08
Ending Amortized Cost	0.00	111,653,738.08
<b>Amortization/Accretion</b>	<b>0.00</b>	<b>48,013.79</b>

#### Realized Gain/Loss

Realized Gain	0.00
Realized Loss	0.00
Realized Impairment Loss	0.00
<b>Net Realized Gain/Loss</b>	<b>0.00</b>
<b>Realized Gains</b>	<b>-3,304.08</b>

### Performance

#### Summary

	Actual	Annualized
Income Return	0.35%	4.26%
Price Return	0.02%	0.21%
<b>Total Return</b>	<b>0.37%</b>	<b>4.47%</b>

#### Market Value

Daily Average Market Value	112,267,146.72
Beginning Market Value	112,096,549.72
Ending Market Value	112,510,533.48
<b>Change In Market Value</b>	<b>413,983.76</b>

### Transactions

#### Purchases/Sales/Maturities/Redemptions

	Purchases	Sales	Maturities	Redemptions
Cash & Cash Equivalents	-2,868,529.84	3,304.08	0.00	0.00
Short Term Marketable Securities	0.00	0.00	2,500,000.00	0.00
Long Term Marketable Securities	0.00	0.00	0.00	0.00
Equities	0.00	0.00	0.00	0.00
Funds	0.00	0.00	0.00	0.00
Alternative Investments	0.00	0.00	0.00	0.00
<b>Total</b>	<b>-2,868,529.84</b>	<b>3,304.08</b>	<b>2,500,000.00</b>	<b>0.00</b>

#### Cash Transfers

<b>Cash Transfers</b>	<b>0.00</b>
-----------------------	-------------

#### Security Transfers

Transfers In	0.00
Accrued Transfers In	0.00
Transfers Out	0.00
Accrued Transfers Out	0.00
<b>Total</b>	<b>0.00</b>

### Risk

#### Summary

Purchase Yield	3.855
Duration (Years)	0.724
Duration (Days)	264
WAM (Effective)	0.757
WAM (Days)	276.000
Avg Credit Rating	AAA/Aaa/AAA

#### Duration

0-90 Days	28.99
90-180 Days	11.10
180-365 Days	27.70
1-2 Years	32.21
Over 2 Years	0.00

#### Credit Ratings

AAA/Aaa	100.00
AA/Aa	0.00
A/A	0.00
BBB/Baa	0.00
Non-Invest	0.00
Not Rated	0.00

#### Sectors

Cash	18.92
Government	72.03
Agency	2.01
Municipal	0.00
Corporate	7.04
Asset Backed	0.00
Mortgage Backed	0.00
Equity	0.00



**FORT COLLINS - LOVELAND WATER DISTRICT  
SCHEDULE OF REVENUE AND EXPENDITURES -  
BUDGET vs ACTUAL**

	Adopted Budget	Actual - Budgetary Basis	Variance Under Budget (Over Budget)	Percentage of Budget
<b>Revenue</b>				
<b>Operating Revenue</b>				
Metered revenue	\$ 22,713,841	\$ 934,293	\$ 21,779,548	4.11%
Water sales - construction	475,000	70,200	404,800	14.78%
Town of Windsor	475,300	40,097	435,203	8.44%
Water rental	200,000	-	200,000	0.00%
Miscellaneous income	175,000	13,341	161,659	7.62%
Property Tax (1.500 mills)	1,790,042	9,791	1,780,251	0.55%
<b>Total operating revenue</b>	<b>25,829,183</b>	<b>1,067,722</b>	<b>(24,761,461)</b>	<b>4.13%</b>
<b>Non-Operating Revenue</b>				
Interest on investments	2,000,000	407,254	1,592,746	20.36%
Tap fees (water)	21,000,000	4,382,100	16,617,900	20.87%
Tap fees (PIF)	10,870,000	1,466,295	9,403,705	13.49%
Meter fees	204,000	31,410	172,590	15.40%
<b>Total non-operating revenue</b>	<b>34,074,000</b>	<b>6,287,059</b>	<b>(27,786,941)</b>	<b>18.45%</b>
<b>Total revenue</b>	<b>59,903,183</b>	<b>7,354,782</b>	<b>(52,548,401)</b>	<b>12.28%</b>
<b>Expenses</b>				
<b>Source and Treatment</b>				
Assessments	1,650,000	708,663	941,337	42.95%
Soldier Canyon	3,412,521	210,000	3,202,521	6.15%
City of Loveland	30,000	-	30,000	0.00%
City of Fort Collins - Water Sale IGA	3,343,282	83,375	3,259,907	2.49%
Other water districts	15,000	-	15,000	0.00%
Water resource consulting	30,000	-	30,000	0.00%
Utilities - farm	-	29	(29)	0.00%
Water resource facility maintenace	10,000	-	10,000	0.00%
<b>Total source and treatment</b>	<b>8,490,803</b>	<b>1,002,067</b>	<b>7,488,736</b>	<b>11.80%</b>



**FORT COLLINS - LOVELAND WATER DISTRICT  
SCHEDULE OF REVENUE AND EXPENDITURES -  
BUDGET vs ACTUAL**

	Adopted Budget	Actual - Budgetary Basis	Variance Under Budget (Over Budget)	Percentage of Budget
<b>Personnel</b>				
Wages	4,783,000	425,586	4,357,414	8.90%
Overtime & on-call pay	120,000	16,738	103,262	13.95%
Payroll taxes	382,000	34,289	347,711	8.98%
Medical insurance	807,000	63,349	743,651	7.85%
Life insurance	82,500	5,406	77,094	6.55%
Retirement	260,000	23,791	236,209	9.15%
Worker's compensation ins	35,000	30,427	4,573	86.93%
Education & training	60,000	-	60,000	0.00%
Cell phone service	23,000	1,846	21,154	8.03%
Safety program	32,000	909	31,091	2.84%
Uniforms	15,000	184	14,816	1.23%
Employee awards & recognition	25,000	148	24,852	0.59%
Recruiting & onboarding	6,000	103	5,897	1.72%
Dues & subscriptions	4,000	-	4,000	0.00%
Travel	1,000	-	1,000	0.00%
<b>Total personnel</b>	<b>6,635,500</b>	<b>602,776</b>	<b>6,032,724</b>	<b>9.08%</b>
<b>Engineering</b>				
Consulting	235,000	-	235,000	0.00%
Fuel	8,400	775	7,625	9.23%
Miscellaneous	1,500	-	1,500	0.00%
R & M - equipment	1,000	-	1,000	0.00%
R & M - vehicles	4,400	-	4,400	0.00%
Software maintenance	60,700	-	60,700	0.00%
Supplies	5,000	524	4,476	10.48%
<b>Total engineering</b>	<b>316,000</b>	<b>1,299</b>	<b>314,701</b>	<b>0.41%</b>



**FORT COLLINS - LOVELAND WATER DISTRICT  
SCHEDULE OF REVENUE AND EXPENDITURES -  
BUDGET vs ACTUAL**

	Adopted Budget	Actual - Budgetary Basis	Variance Under Budget (Over Budget)	Percentage of Budget
<b>Operations</b>				
R & M - lines & equipment	475,000	32,088	442,912	6.76%
R & M - tanks	165,000	-	165,000	0.00%
Fuel	42,000	3,466	38,534	8.25%
Meter hosting service	60,000	-	60,000	0.00%
Office supplies	2,000	-	2,000	0.00%
R & M - vehicles	47,000	1,394	45,606	2.97%
Supplies	15,000	1,479	13,521	9.86%
Utilities - pump stations	280,000	20,045	259,955	7.16%
Utility locates	60,000	2,989	57,012	4.98%
Water quality testing	45,000	3,580	41,420	7.96%
Potholing	50,000	2,725	47,275	5.45%
R & M - remote facilities	220,000	-	220,000	0.00%
Telemetry	167,100	1,155	165,945	0.69%
Consulting	50,000	-	50,000	0.00%
Software maintenance	28,000	-	28,000	0.00%
<b>Total operations</b>	<b>1,706,100</b>	<b>68,920</b>	<b>1,637,180</b>	<b>4.04%</b>
<b>Business office</b>				
Bank service charges	40,000	2,775	37,225	6.94%
Miscellaneous expense	500	-	500	0.00%
On-line bill processing	132,000	-	132,000	0.00%
Payroll processing	14,000	1,305	12,695	9.32%
Postage	82,000	6,453	75,547	7.87%
Printing	55,000	5,818	49,182	10.58%
Publications & notices	1,000	-	1,000	0.00%
R & M - office equipment	11,000	-	11,000	0.00%
Software maintenance	150,000	13,954	136,046	9.30%
Supplies	19,000	1,775	17,225	9.34%
Consulting	194,600	-	194,600	0.00%
Customer relations	6,000	1,000	5,000	16.67%
Water conservation	100,000	-	100,000	0.00%
Fuel	2,100	93	2,007	4.42%
R & M - vehicles	1,500	-	1,500	0.00%
<b>Total business office</b>	<b>808,700</b>	<b>33,171</b>	<b>775,529</b>	<b>4.10%</b>





**FORT COLLINS - LOVELAND WATER DISTRICT  
SCHEDULE OF REVENUE AND EXPENDITURES -  
BUDGET vs ACTUAL**

	Adopted Budget	Actual - Budgetary Basis	Variance Under Budget (Over Budget)	Percentage of Budget
<b>IT and data</b>				
Consulting	633,000	32,683	600,317	5.16%
Security	50,475	1,145	49,330	2.27%
Telephone	30,000	2,211	27,789	7.37%
Software renewal and maintenance	20,000	50	19,950	0.25%
Supplies	1,000	217	783	21.69%
<b>Total IT and data</b>	<b>734,475</b>	<b>36,305</b>	<b>698,170</b>	<b>4.94%</b>
<b>Human resources</b>				
Consulting	30,000	-	30,000	0.00%
Software renewal and maintenance	1,200	-	1,200	0.00%
Supplies	1,500	-	1,500	0.00%
<b>Total human resources</b>	<b>32,700</b>	<b>-</b>	<b>32,700</b>	<b>0.00%</b>
<b>Administration</b>				
Directors' fees	14,400	1,000	13,400	6.94%
Directors' payroll taxes	1,150	79	1,072	6.83%
Directors' expense	20,000	335	19,665	1.68%
Audit & consulting fees	30,000	-	30,000	0.00%
Collection fees	35,900	-	35,900	0.00%
Consulting services	50,000	-	50,000	0.00%
Contingency	15,000	246	14,754	1.64%
Dues & subscriptions	15,000	8,875	6,125	59.17%
Insurance - liability	136,000	112,093	23,907	82.42%
Insurance - cyber	50,000	36,674	13,326	73.35%
Insurance - property	110,000	117,099	(7,099)	106.45%
Janitorial service	25,000	732	24,268	2.93%
Legal	250,000	14,996	235,004	6.00%
Miscellaneous expenses	1,000	-	1,000	0.00%
R & M - administration building	250,000	86	249,914	0.03%
Utilities - admin building	40,000	1,719	38,281	4.30%
Fuel	7,000	198	6,802	2.83%
R & M - vehicles	4,000	-	4,000	0.00%
Leased office space	180,000	6,285	173,715	3.49%
<b>Total administration</b>	<b>1,234,450</b>	<b>300,417</b>	<b>934,033</b>	<b>24.34%</b>



**FORT COLLINS - LOVELAND WATER DISTRICT  
SCHEDULE OF REVENUE AND EXPENDITURES -  
BUDGET vs ACTUAL**

	Adopted Budget	Actual - Budgetary Basis	Variance Under Budget (Over Budget)	Percentage of Budget
Operating expenses before operating capital replacement	19,958,728	2,044,956	17,913,772	
Operating income (loss) before operating capital replacement	5,870,455	(977,234)	6,847,689	
<b>Operating Capital Replacement</b>				
Source & treatment - operating	910,000	-	910,000	0.00%
Meters - operating	600,000	24,960	575,040	4.16%
Distribution - operating	19,448,000	10,437	19,437,563	0.05%
Operations equipment	400,500	32,427	368,073	8.10%
Office & engineering equipment	285,000	19,758	265,242	6.93%
Building improvements - operating	5,125,000	-	5,125,000	0.00%
Total operating capital replacement	26,768,500	87,582	26,680,918	0.33%
Total operating expenses	46,727,228	2,132,538	44,594,690	4.56%
Operating income (loss)	(20,898,045)	(1,064,816)	(19,833,229)	
<b>Non-Operating Expenses</b>				
<i>DEBT RELATED EXPENSES</i>				
Interest on CWCB notes	5,070	-	5,070	0.00%
Debt service - CWCB notes	12,515	-	12,515	0.00%
Interest on bonds (2023 issue)	3,297,500	-	3,297,500	0.00%
Debt service - 2023 issue	3,365,000	-	3,365,000	0.00%
<i>CAPITAL PURCHASES &amp; PROJECTS</i>				
Source & treatment	50,000	-	50,000	0.00%
Water projects / acquisitions	16,916,250	-	16,916,250	0.00%
Water storage	8,123,100	6,763,500	1,359,600	83.26%
Meters	500,000	-	500,000	0.00%
Distribution	32,979,000	26,357	32,952,643	0.08%
<i>CLRWTA EXPENSES</i>				
CLRWTA annual operating expense - FCLWD only	97,754	-	97,754	0.00%
Water plant design and construction	1,500,000	-	1,500,000	0.00%
Water line transmission design & construction	1,700,000	314	1,699,686	0.02%
Total non-operating expenses	68,546,189	6,790,170	61,756,019	9.91%



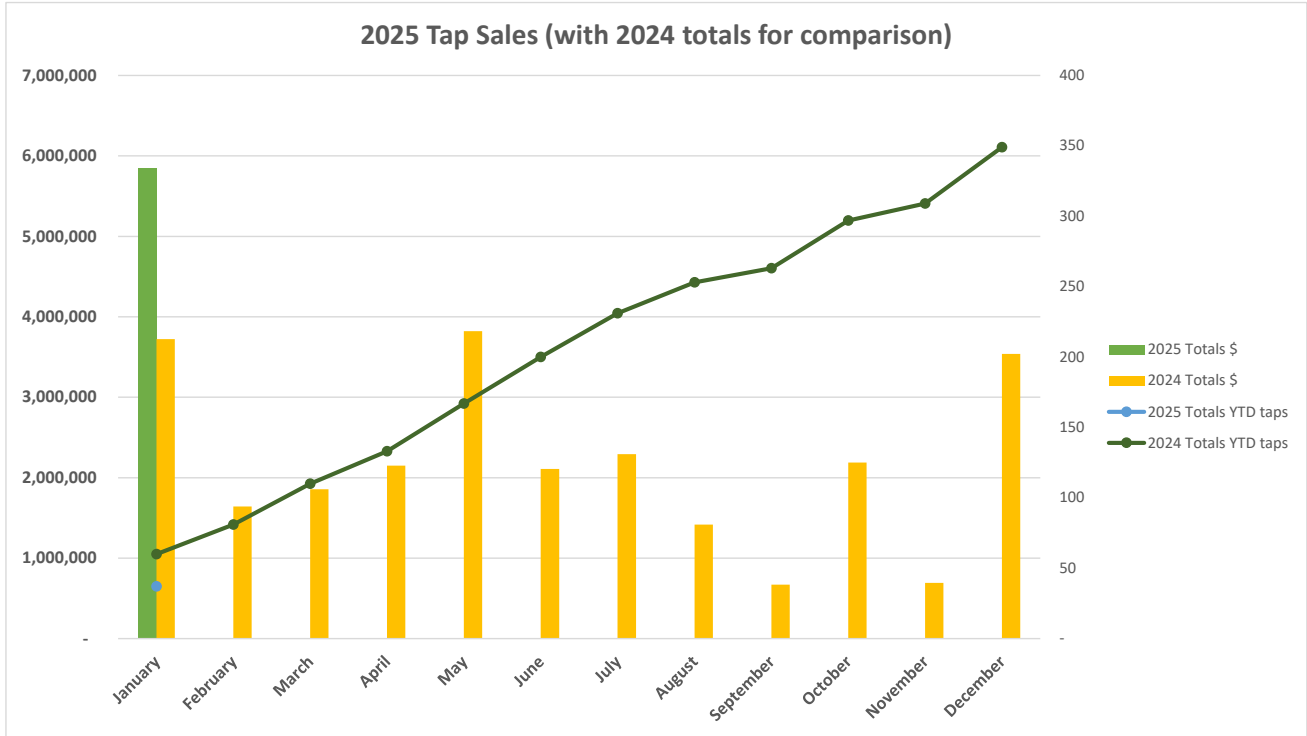
**FORT COLLINS - LOVELAND WATER DISTRICT  
SCHEDULE OF REVENUE AND EXPENDITURES -  
BUDGET vs ACTUAL**

	<b>Adopted Budget</b>	<b>Actual - Budgetary Basis</b>	<b>Variance Under Budget (Over Budget)</b>	<b>Percentage of Budget</b>
Total expenses	115,273,417	8,922,709	106,350,708	7.74%
Nonoperating income (loss)	(34,472,189)	(503,111)	(33,969,078)	
<b>Net Income (Loss)</b>	<b>\$ (55,370,234)</b>	<b>\$ (1,567,927)</b>	<b>\$ 53,802,307</b>	



January 31, 2025

Tap Sales



	Water Purchased		Water Provided		City Water		2025 Totals			2024 Totals		
	# of taps	\$	# of taps	\$	# of taps	\$	# of taps	\$	YTD taps	# of taps	\$	YTD taps
January	37	5,848,395	-	-	-	-	37	5,848,395	37	60	3,723,146	60
February										21	1,642,400	81
March										29	1,855,560	110
April										23	2,149,968	133
May										34	3,821,240	167
June										33	2,109,760	200
July										31	2,293,000	231
August										22	1,418,120	253
September										10	670,920	263
October										34	2,188,560	297
November										12	693,927	309
December										40	3,539,460	349
<b>Totals</b>	<b>37</b>	<b>5,848,395</b>	<b>-</b>	<b>-</b>	<b>-</b>	<b>-</b>	<b>37</b>	<b>5,848,395</b>		<b>349</b>	<b>26,106,061</b>	

DISTRICT TAP TOTAL 20,531



Memorandum

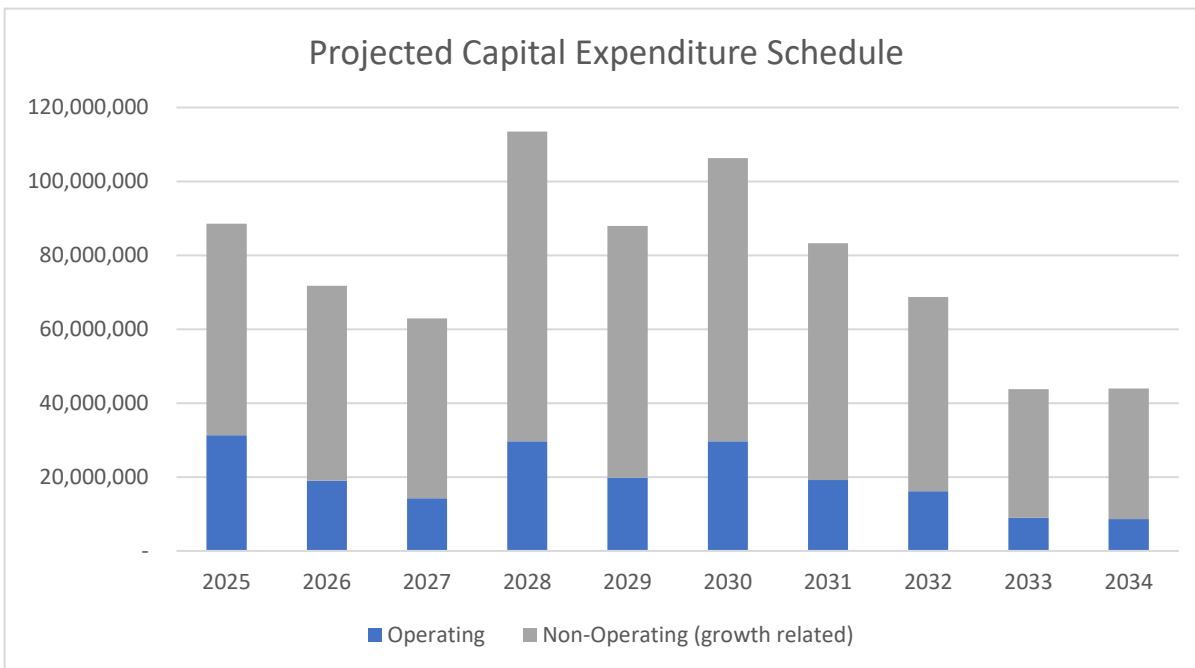
DATE: 2/1/2025
TO: Chris Pletcher, General Manager
FROM: Amanda Proctor, Finance Director
RE: Projected Capital Expenditures

For planning and forecasting purposes, the projected capital expenditure schedule has been updated. The projected items are for the next ten years, and are as up to date as possible with the information staff has today. This schedules does NOT include NISP construction costs, or any other major raw water project.

Definitions:

Operating - items related to current customers. Items that need repair, replacement, or upgraded due to changing regulations.

Nonoperating - items related to future customers. Items that need to be added, upsized, or acquired due to the number of taps or system size.



In the next 24 months, here are a few larger projects that the District is planning on:

- Purchase of raw water supply (about \$34M)
- Expansion of Trilby water tank (about \$25M)
- Western Backbone transmission project (about \$21M)
- NISP allottee payment (about \$16M)

**FORT COLLINS-LOVELAND WATER DISTRICT  
DISTRIBUTIONS  
January 2025**

<b>Check #</b>	<b>Issued To</b>	<b>Description</b>	<b>Amount</b>
3000 - 3030	CUSTOMER REFUNDS	OVERPAYMENT REFUNDS	2,847.76
3031	AFLAC	AFLAC COVERAGE - JANUARY 2025	114.18
3032	AMAZON CAPITALSERVICES	WALL HOOKS, AUXILIARY CORD - AUDIO SUPPLIES	39.00
3033	VOID	VOID	0.00
3034	FORT COLLINS LOVELAND WATER DISTRICT	WATER AT 4100 S TAFT HILL RD	33.84
3035	FRONTIER PRINTING	BUSINESS CARDS - OPERATIONS (AVALOS)	42.00
3036	FUZION FIELD SERVICES, LLC	PT STANDARD MONTHLY RENTAL	120.00
3037	WW GRAINGER, INC.	MECHANICS STETHOSCOPE	20.58
3038	LIZA HAYDEN	BOARD ITEMS - INCLUDING COFFEE MAKER	74.45
3039	MEDICINE FOR BUSINESS AND INDUSTRY	RANDOM POOL MGMT SCREENING	20.00
3040	MHC KENWORTH	2004 DUMP TRUCK WINDOW	353.38
3041	O'REILLY FIRST CALL	BOOSTER CABLE, MINI BULBS	46.18
3042	ROCKY MOUNTAIN BOTTLED WATER	5 GAL PURIFIED WATER, DELIVERY CHARGE	50.90
3043	THE SHERWIN WILLIAMS COMPANY	OFFICE PAINT - GALLON - DRIFT OF MIST	28.20
3044	VESTIS	RESTROOM SERVICE, MAT NYLON/RUBBER, SCRAPER MAT, SERVICE CHARGE, LOGO MATS RESTROOM SERVICE, MAT NYLON/RUBBER, SCRAPER MAT, SERVICE CHARGE, LOGO MATS	278.50
3045	COLLINS COMMUNICATIONS	HORSETOOTH MOUNTAIN DMR REPEATER SERVICE	120.00
3046 - 3057	CUSTOMER REFUNDS	OVERPAYMENT REFUNDS	814.15

**FORT COLLINS-LOVELAND WATER DISTRICT  
DISTRIBUTIONS  
January 2025**

<b>Check #</b>	<b>Issued To</b>	<b>Description</b>	<b>Amount</b>
94178	AHEX TECHNOLOGIES	MILESTONE 1: AFTER COMPLETION OF WIREFRAMES AND DESIGN MOCKUPS	5,000.00
94179	ALLIANCE FOR WATER EFFCIENCY	AWE 2025 MEMBERSHIP DUES	525.00
94180	ALPINE POWER SOLUTIONS	OVERLAND PUMP STATION GENERATOR - REPAIR & MAINT.	1,495.00
94181	BECKER SAFETY & SUPPLY	PIGSKIN PALM & PIG KNIT BLACK GLOVES, UNIFORM - BRATLIE	201.88
94182	BLACK EAGLE FENCE	INSTALL 2 4" BOLLARDS ON FENCE BY FIRE HYDRANT ON SOUTH SIDE OF PARKING LOT BY MAVERICK	1,575.00
94183	C&L WATER SOLUTIONS	18X25 REPAIR CLAMP, 20X10 STEEL PIPE, 20" STEEL BUTT STRAP	11,145.75
94184	CD ENGINEERING, INC.	DEVELOPMENT REVIEW - ENGINEERS & PROJECT MANAGER	4,975.00
94185	COLLINS COMMUNICATIONS	HORSETOOTH MOUNTAIN DMR REPEATER SERVICE	120.00
94186	COMCAST	COMCAST INTERNET	455.78
94187	CONNELL RESOURCES	AIRPORT TRANSMISSION WATERLINE - FINAL RETAINAGE PAYMENT	262,968.35
94188	CONVERGINT TECHNOLOGIES LLC	SERVICE WORK ON SNEAD SECURITY SYSTEMS, SECURITY SERVER - CYBER SECURITY, PS FOR SECURITY MODEMS	5,633.75
94189	CORE & MAIN	14" GATE VALVE, CPLG EPXY, CASTINGS 17" SCREW VALVE BOX, 6 GALV MI BREAKAWAY CPLG 6", 10X14 SHOP COAT, MECH. JOINT RESILIENT WEDGE GATE VALVE, PVC TRANS GASKETS, PVC TRANS GASKETS, EPXY IMP, PVC REST, W-3 RECESSED METER DOME W/2", 36" VALVE BOC CPLG, STANLEY SUBMERSIBLE PUMP	20,029.32

**FORT COLLINS-LOVELAND WATER DISTRICT  
DISTRIBUTIONS  
January 2025**

<b>Check #</b>	<b>Issued To</b>	<b>Description</b>	<b>Amount</b>
94190	VOID	VOID	0.00
94191	CYBER74, LLC	TUNGSTEN COMPLETE - DEC 2024	5,250.00
94192	DATAPRINT SERVICES, LLC	POSTAGE FOR FCLWD, PRINTING FOR FCLWD	2,196.16
94193	EMPLOYERS COUNCIL SERVICES, INC.	ENTERPRISE MEMBERSHIP	8,350.00
94194	ESRI	ESRI TRAINING - COWLES	1,824.00
94195	FORT COLLINS CONNEXION	INTERNET SERVICE FOR SNEAD	429.90
94196	GARNEY CONSTRUCTION	CLRWTA TRANSMISSION PRECON SERVICES - PAYMENT NO. 1	17,509.00
94197	GENERAL AIR COMPANY	UNIFORM - BIXLER	92.80
94198	GREYSTONE TECHNOLOGY	DELL 32GB DDR5 SDRAM FOR END USER LAPTOP, TOTAL CARE PREMIER - JAN 2025	17,417.74
94199	HENSEL PHELPS CONSTRUCTION CO	AIRPORT PUMP STATION - EARLY PROCUREMENT & DESIGN, LONGVIEW PUMP STATION - EARLY PROCUREMENT & DESIGN	9,950.00
94200	JACOBS ENGINEERING GROUP INC.	2024 DISTRIBUTION SYSTEM HYDRAULIC MODELING - WATER QUALITY ANALYSIS AND TRAINING, 2024 DISTRIBUTION SYSTEM HYDRAULIC MODELING - AIRPORT PUMP STATION & DISTRIBUTION SYSTEM	6,836.25
94201	LOVELAND BARRICADE, LLC	TRAFFIC CONTROL - BOYD LAKE AVE & VALLEY OAK DR, TRAFFIC CONTROL - HARMONY RD & WESTBURY DR, TRAFFIC CONTROL - ROYAL DR & IMPERIAL DR, TRAFFIC CONTROL - 5903 TILDEN ST	6,127.00



**FORT COLLINS-LOVELAND WATER DISTRICT  
DISTRIBUTIONS  
January 2025**

<b>Check #</b>	<b>Issued To</b>	<b>Description</b>	<b>Amount</b>
94202	LOVELAND FORD-LINCOLN	R&M_TRUCK 22 F-150_VIN: 1FTFW1E85NKE77970, R&M_TRUCK #1108_VIN:1GCNKPEC0FZ326266	235.76
94203	MAC EQUIPMENT	SMALL ENGINE FUEL	154.40
94204	MEDICINE FOR BUSINESS AND INDUSTRY	DOT DRUG/ALC. SCREENING - BEROLO, GUERRA, DOT DRUG/ALC. SCREENING - HUGHES, KUNZIE, SANDOVAL	365.27
94205	RESERVE ACCOUNT - PITNEY BOWES	RENEW POSTAGE METER FCLWD	2,000.00
94206	RESPEC COMPANY, LLC.	TRILBY TANK EXPANSION TO#04 - 70% DESIGN SERVICES	43,626.79
94207	ROCKY MOUNTAIN BOTTLED WATER	5 GAL PURIFIED WATER, DELIVERY CHARGE	32.92
94208	TECHNOLINK OF THE ROCKIES	ADDING NEW USER PHONE/LICENSE	10.16
94209	TITAN FITTINGS	MISCELLANEOUS FITTINGS	854.62
94210	UTILITY NOTIFICATION CENTER	RTL TRANSMISSIONS, POSITIVE RESPONSE RE-NOTIFICATION	1,688.61
94211	UNITED RENTALS (NORTH AMERICA) INC	ALUMINIUM TRENCH BOX	18,570.00
94212	VERIZON CONNECT FLEET USA LLC	FLEET GPS SERVICES - FCLWD	765.35
94213	WEX BANK	ENGINEERING FUEL, OPERATION FUEL, ADMIN FUEL, OFFICE & FIELD SERVICES FUEL	3,685.37
94214	XEROX CORPORATION	BASE CHARGE, BLACK METER CHARGE, COLOR METER CHARGE	272.30
94215	ZULTYS, INC	FCLWD PHONES - JAN 2025	869.48
94216	JAMES BORLAND	DIRECTORS' FEES	92.35
94217	WILLIAM DIETERICH	DIRECTORS' FEES	92.35
94218	PETER O'NEILL	DIRECTORS' FEES	92.35
94219	STEPHEN W SMITH	DIRECTORS' FEES	92.35
94220	DENIS SYMES	DIRECTORS' FEES	92.35

**FORT COLLINS-LOVELAND WATER DISTRICT  
DISTRIBUTIONS  
January 2025**

<b>Check #</b>	<b>Issued To</b>	<b>Description</b>	<b>Amount</b>
94221	ACE HARDWARE - FORT COLLINS	EXTENSION CORD - 100 FT, CLOG REMOVER GEL 128 OZ, SPACKLING COMPOUND 16 OZ	57.70
94222	ALLY UTILITY CONSULTING	TRILBY TANK EXPANSION - 12/1/24-12/31/24	6,542.15
94223	AMAZON CAPITALSERVICES	DESK MAT & WRIST REST, PLETCHERS COMPUTER MOUSE, IPHONE CASES, BOARD ROOM CALENDARS, WEB CAM, PHONE CHARGERS, 3 WIRELESS COMPUTER MICE	442.31
94224	AMERIGAS	PROPANE, HAZMAT FEE, FUEL RECOVERY FEE, WILL-CALL CONV. FEE	957.75
94225	ANTHEM BC/BS	FCLWD MEDICAL COVERAGE - 2/1/25-3/1/25	55,971.55
94226	ARC, INC.	JANITORIAL SERVICES - 5150 SNEAD & TRAILERS, DEEP CLEAN OF FRIDGE AND BATHROOM	1,425.49
94227	AT&T MOBILITY - CC	TELEMETRY LOT SIM CARDS	36.00
94228	BECKER SAFETY & SUPPLY	UNIFORMS - COWLES	95.50
94229	JAMES BORLAND	MILEAGE AND EXPENSES	394.29
94230	CEDAR SUPPLY	ADJ WOOD ADAPTOR CLAMP, POST FOR FENCE REPAIR	282.60
94231	CIVILWORX	PRV RELOCATION	4,962.50
94232	THE JAMAR COMPANY	PREVENTATIVE MAINTENANCE - HVAC	1,629.88
94233	COLO SPECIAL DIST P & L POOL	DEDUCTIBLE CLAIM #4A2410N8SFX-0001	2,842.40
94234	CONNELL RESOURCES	24" BUSS GROVE WATERLINE - 9/1/24-12/23/24	51,089.57
94235	CRYSTAL LANDSCAPE SUPPLIES	1.5 TAN RIVER ROCK	6.22
94236	CUSTOM EXCAVATING AND GRADING LLC	DEMO & EXCAVATION OF HOUSE IN PIERCE	21,780.00

**FORT COLLINS-LOVELAND WATER DISTRICT  
DISTRIBUTIONS  
January 2025**

<b>Check #</b>	<b>Issued To</b>	<b>Description</b>	<b>Amount</b>
94237	DATA WEST	WEBSHARE EMAIL PROCESSING	4,171.30
94238	DATAPRINT SERVICES, LLC	POSTAGE FOR FCLWD, PRINTING FOR FCLWD	325.30
94239	DITESCO	ZONE 5 - 30% DESIGN PROFESSIONAL SERVICES 12/1/24-12/31/24	36,463.05
94240	EMPLOYERS COUNCIL SERVICES, INC.	NEW HIRE SCREENING - BERNEY	131.00
94241	ESRI	ENTERPRISE AGREEMENT FEE SOFTWARE/MAINTENANCE	30,200.00
94242	FASTENAL COMPANY	12.5 X 12 L30WIPER 9	110.70
94243	FORT COLLINS WINLECTRIC	SINGLE POLE DOUBLE MALE CONNECTORS	1,290.67
94244	FERGUSON ENTERPRISES LLC #3325	95E CURB BX ASSY 3, CURB BOX 152 EXT, CURB BOX 153 EXT	257.85

**FORT COLLINS-LOVELAND WATER DISTRICT  
DISTRIBUTIONS  
January 2025**

<b>Check #</b>	<b>Issued To</b>	<b>Description</b>	<b>Amount</b>
94245	FIRSTBANK	EDUCATIONAL RESOURCE, INTRO TO AGILE COACHING, MEMBER TICKET 2024 ACTION NOW, SYSTEM OPERATOR 1 EXAM, MONTHLY SAFETY TRAINING, EMPLOYEE APPRECIATION LUNCH, FLOWERS, SAFETY COMMITTEE BREAKFAST, OPS MEETING, SOAP REFILL, DRINKS, COFFEE, MARKETING EMAIL SERVICE, MONTHLY WEBSITE MONITORING/UPDATE SERVICE, START UP DIGITAL PLATFORM, LIGHT TIMING SWITCH, FACEBOOKS ADS, TOOL TOTE, BOARD HOLIDAY, BOARD MEETING, BOARD PREP DINNER, LUNCH MEETING, MANAGER QUARTERLY LUNCH MEETING, MIC STAND, SODA AND OFFICE SUPPLIES, OIL CHANGE_VIN:1GKKNLLS6PZ2636 14, NOTICE OF FINAL PAYMENT - CONNELL, LARIMER COUNTY COMMUNITY DEVELOPMENT	5,422.91
94246	VOID	VOID	0.00
94247	FLASHFILL SERVICES LLC	7807 S COUNTY RD 5 - FLASHFILL , FUEL SURCHARGE, FLASHCAP, MOBILIZATION	2,787.91
94248	FRONT RANGE COMMUNITY COLLEGE	TUITION - EMILY COWLES	1,852.29
94249	VOID	VOID	0.00
94250	FUZION FIELD SERVICES, LLC	PT STANDARD MONTHLY RENTAL	120.00
94251	WW GRAINGER, INC.	1.75" 5PK SCREWS, HHCS 3/4" 5 PK, MECHANICS STETHOSCOPE	119.04
94252	GREYSTONE TECHNOLOGY	DELL 27" MONITORS FRONT DESK	1,036.98

**FORT COLLINS-LOVELAND WATER DISTRICT  
DISTRIBUTIONS  
January 2025**

<b>Check #</b>	<b>Issued To</b>	<b>Description</b>	<b>Amount</b>
94253	HENSEL PHELPS CONSTRUCTION CO	TRILBY TANK EXPANSION PRECON - DEVELOP 90% EARLY PROCUREMENT	18,304.25
94254	INDIGO WATER GROUP, LLC	FULL DAY ON-SITE TRAINING - TRAINING MATERIALS & MILEAGE	1,307.20
94255	NCR PAYMENT SOLUTIONS, FL, LLC	CC & E-CHECK PROCESSING FEES	9,978.20
94256	LARIMER COUNTY SOLID WASTE	RUBBLE COMMERCIAL	1,701.50
94257	LL JOHNSON DISTRIBUTING CO.	1/2" PINCH CLAMP, 1" PINCH CLAMPS, 3/4" PINCH CLAMPS, POLY 80 1X100 COM, PRO SPRY 4" P & RAINBIRD NOZZLE	70.56
94258	CITY OF LOVELAND WATER AND POWER DEPT	AIRPORT PUMP STATION REPLACEMENT - DESIGN DEPOSIT REQUEST	1,680.00
94259	LOVELAND FORD- LINCOLN	R&M - TRUCK #1126 - VIN: 1FTEX1EP4PKE49550	679.65
94260	LYONS GADDIS	FCLWD GENERAL LEGAL FEES	12,944.94
94261	O'REILLY FIRST CALL	WIPER FLUID, ANTIGEL, GLASS CLEANER	333.73
94262	PLATTE RIVER POWER AUTHORITY	TRILBY TANK FEEDER PIPELINE - CROSSING LICENSE APP FEE	250.00
94263	POUDRE HERITAGE ALLIANCE	2025 POUDRE RIVER FORUM	1,000.00
94264	PROVIDENCE INFRASTRUCTURE CONSULTANTS	CLRWTA WATER TRANSMISSION PROJECT - THROUGH 12/27/2024	40,506.00
94265	PURCELL TIRE & RUBBER COMPANY	MOUNT/DISMOUNT USED TIRES - VIN# 3HTGRSNT9GN216453	202.50
94266	TITAN FITTINGS	1" CAST THREADED HEX HEAD	55.41
94267	TOWN OF PIERCE	WATER AND SEWER AT 15470 WCR 88 3/4	175.00
94268	VESTIS	RESTROOM SERVICE, MAT NYLON/RUBBER, SCRAPER MAT, SERVICE CHARGE, LOGO MATS	278.50
94269	WESTWATER RESEARCH LLC	WATER RESOURCE CONSULTING	4,793.75

**FORT COLLINS-LOVELAND WATER DISTRICT  
DISTRIBUTIONS  
January 2025**

<b>Check #</b>	<b>Issued To</b>	<b>Description</b>	<b>Amount</b>
94270	WEST YOST	2024 HYDRAULIC WATER MODELING - CALIBRATION & DIURNAL DEVELOPMENT, OPERATIONAL STUDIES, FUTURE DEMAND UPDATE, CAPITAL PROJECT SUPPORT, PROJECT MANAGEMENT & QA/QC	21,228.50
94271	WILLIAMS SCOTSMAN, INC.	SINGLE STORY - 20'X24' FLEX CPX, PERSONAL PROPERTY EXPENSE, LG. FORMAT FLEX WINDOW, OSHA STEPS WITH CANOPY, FLEXIGLASS, INTEREST CHARGE, 60X24 MODULAR, RENTAL TAX, PREMIUM CONFERENCE PACKAGE T2, PROF. WORKSTATION PKG T2, L-DESKS, ADA/IBC RAMP, PREM. OFFICE PKG T2, RESTROOM W/1X WEEKLY SERVICE, ADA/IBC STEPS W/ CANOPY, PROF ENTRANCE-STEPS W/ CANOPY, CONFERENCE TABLE 6FT X 3.5FT, DOOR STOP 3' ROUND TABLE	6,697.65
94272	VOID	VOID	0.00
94273	WILDROCK PUBLIC RELATIONS & MARKETING	MONTHLY SERVICES, DECEMBER HOURLY WORK FOR WEBSITE CONSULTING, CLRWTA HOURLY WORK	10,680.00
94274	ZAK GEORGE LANDSCAPING	RECLAMATION - 6065 CLEARWATER DR, RECLAMATION - 601 STONEY BROOK, XERIC BED RENOVATION - SNEAD	3,320.00
94275	CITY OF LOVELAND WATER AND POWER DEPT	LONGVIEW PUMP STATION REHABILITATION - DESIGN DEPOSIT REQUEST	1,680.00
94276	CITY OF FORT COLLINS - PERMITS	WESTERN BACKBONE - PH03 - EROSION CONTROL INSPECTION FEE	745.24

**FORT COLLINS-LOVELAND WATER DISTRICT  
DISTRIBUTIONS  
January 2025**

<b>Check #</b>	<b>Issued To</b>	<b>Description</b>	<b>Amount</b>
94277	AED EVERYWHERE, INC.	AED ANNUAL FEE	25.00
94278	AMAZON CAPITALSERVICES	AC POWER CORD - NEW STRATUS SERVER, ROCKETBOOK NOTEBOOK, MINI SPRAY BOTTLE	98.84
94279	AT & T MOBILITY	DISTRICT CELL PHONES & OTHER DEVICES, SECURITY, TELEMETRY	4,025.95
94280	BECKER SAFETY & SUPPLY	UNIFORM - DASH	64.00
94281	BLUE MARGIN, INC.	MDS MONTHLY SUBSCRIPTION	10,000.00
94282	COLO SPECIAL DIST P & L POOL	WORKERS COMPENSATION DEDUCTIBLE CLAIM BILLING	1,000.00
94283	VOID	VOID	0.00
94284	CONNELL RESOURCES	WESTERN BACKBONE PH2B - 12/8/24-12/31/24, WESTERN BACKBONE PH2B - 12/8/24-12/31/24	74,149.23
94285	DANA KEPNER COMPANY	DONGLES - 25' EXTRA LONG, 1-1/2" C2 MEAS CHAMBER	22,900.00
94286	FORT COLLINS LOVELAND WATER DISTRICT	WATER AT 5150 SNEAD DR 02130000-01, WATER AT TIMNATH TANK 02455620-01	105.75
94287	FORT COLLINS POLICE SERVICES	OFF DUTY OFFICER - LT. KELLY WEAVER	261.00
94288	CITY OF FORT COLLINS UTILITIES	ELECTRIC AT 1093 S OVERLAND TRL 536957-86382, ELECTRIC AT 4100 S TAFT HILL RD PUMP 334982-21042	11,490.32
94289	CITY OF FORT COLLINS	USE OF FTC WATER TRANSMISSION LINE	178,892.60
94290	CITY OF FORT COLLINS	HARMONY AND ROCK CREEK CONNECTIONS	48,920.66
94291	CITY OF FORT COLLINS - PERMITS	DEV. REVIEW EXCAVATION PAVEMENT IMPACT, EXCAVATION APPLICATION	23,618.95

**FORT COLLINS-LOVELAND WATER DISTRICT  
DISTRIBUTIONS  
January 2025**

<b>Check #</b>	<b>Issued To</b>	<b>Description</b>	<b>Amount</b>
94292	GRAY MATTER SYSTEMS, LLC	NOV 2024 MAINTENANCE AGREEMENT, DEC 2024 MAINTENANCE AGREEMENT, OT CYBER ASSESSMENT, DECEMBER 2024 REMOTE SITE WORK	62,005.14
94293	GREYSTONE TECHNOLOGY	SHAREPOINT & TEAMS RE-ARCHITECTURE	2,362.50
94294	HDR ENGINEERING INC.	AIRPORT PUMP STATION - 12/1/24-12/28/24, LONGVIEW PUMP STATION - 12/1/24-12/28/24	75,291.69
94295	JAMES PEST CONTROL	PEST TREATMENT	65.00
94296	KANSAS CITY LIFE	DENTAL BENEFITS	2,940.52
94297	KEYFIVE, LLC	TAP APP DATABASE DEVELOPMENT AND SUPPORT	9,050.00
94298	LARIMER COUNTY SOLID WASTE	RUBBLE COMMERCIAL	975.74
94299	LARIMER COUNTY ENGINEERING	S CR 5 200' SOUTH OF SCHOONER LN - PW ENGINEERING APPLICATION FEE, PW ROW ASPHALT CHIPSEALED ROAD FIXED FEE	300.00
94300	LIGHTFIELD ENTERPRISES	601 STONEY BROOK DR_TRAFFIC CONTROL, TOTAL CONCRETE	4,137.88
94301	LINCOLN FINANCIAL GROUP	LTD/STD/LIFE/ADD	5,406.22
94302	CITY OF LOVELAND	ELECTRIC AT 6900 N BOYD LAKE AVE 0050574-018998, ELECTRIC AT 3951 E COUNTY ROAD 30 0050574-039785, ELECTRIC AT 7450 E CROSSROADS BLVD TANK 0050574-019809	4,591.07
94303	NORTHERN INTEGRATED SUPPLY PROJECT	21ST INTERIM AGREEMENT	6,763,500.00



**FORT COLLINS-LOVELAND WATER DISTRICT  
DISTRIBUTIONS  
January 2025**

<b>Check #</b>	<b>Issued To</b>	<b>Description</b>	<b>Amount</b>
94304	REPUBLIC SERVICES #642	WASTE SERVICES	311.55
94305	SIMON	67 ROCK	1,316.30
94306	SOLDIER CANYON WATER TREATMENT AUTHORIT	WATER PURCHASED, WATER RESOURCES, NCWCD WINTER DEL., NCWCD 2024 HT EXCHANGE	183,580.16
94307	SOUTH FORT COLLINS SANITATION DISTRICT	SEWER AT 5150 SNEAD - 32621	112.50
94308	TYLER TECHNOLOGIES, INC	BILLING SYSTEM CONVERSION	3,500.00
94309	WESTWATER RESEARCH LLC	MONTHLY RETAINER	10,000.00
94310	WESTERN STATES LAND SERVICES LL	CLRWTA TRANSMISSION LINE - 11/25/24-12/31/24	198.12
94311	JAMES BORLAND	DIRECTORS' FEES	92.35
94312	WILLIAM DIETERICH	DIRECTORS' FEES	92.35
94313	PETER O'NEILL	DIRECTORS' FEES	92.35
94314	STEPHEN W SMITH	DIRECTORS' FEES	92.35
94315	DENIS SYMES	DIRECTORS' FEES	92.35
94316	COLLINS COLE FLYNN WINN ULMER	FCLWD GENERAL LEGAL FEES	31,298.50
94317	AVI ENGINEERING PLANNING SURVEYING	ZONE 5 TRANSMISSION PH02 CONSTRUCTION - 12/1/24-12/31/24	4,579.00
94318	CAPSTONE, INC.	SNEAD FACILITY IMPROVEMENTS - GENERAL LABOR, WESTERN BACKBONE PHASE 3 COST ESTIMATING SERVICES - GENERAL LABOR	8,434.13
94319	COLORADO ANALYTICAL LAB	WATER - DRINKING 524.2 TTHMS, WATER - DRINKING 552.2 HAA5	1,760.00
94320	CORE & MAIN	12X8 MJ TEE IMP = MISC, MJ RW TAP VALVE OL ON, W-3 RECESSED MTR DOME	3,544.11

**FORT COLLINS-LOVELAND WATER DISTRICT  
DISTRIBUTIONS  
January 2025**

<b>Check #</b>	<b>Issued To</b>	<b>Description</b>	<b>Amount</b>
94321	CTL THOMPSON INC	TRILBY PRV REMOVAL - INTERSECTION OF TRILBY & HALF HILL - PHASE 355 ASPHALT PAVING TESTING	1,310.00
94322	DATAPRINT SERVICES, LLC	POSTAGE FOR FCLWD, PRINTING FOR FCLWD	4,263.80
94323	CITY OF FORT COLLINS	CHARGE FOR POTABLE WATER, WATER PROVIDED TO FCLWD CUSTOMERS	83,374.91
94324	VOID	VOID	0.00
94325	CITY OF LOVELAND	ELECTRIC AT 150 W 71ST ST 0050574-028198	1,099.97
94326	LOVELAND FORD- LINCOLN	2024 FORD F-150 - VIN:1FTFW1L50RKF48281, TRADE IN 2016 FORD F-150 - VIN:1FTEW1EG8GKD11013, DEALER HANDLING FEE	32,426.67
94327	RESPEC COMPANY, LLC.	TRILBY TANK EXPANSION TO#04 - 70% DESIGN SERVICES - 12/1/24- 12/31/24	9,951.28
94328	TCASE CONSTRUCTION	TIMNATH - R&R PATCH 10' X 10' 6" DEEP	1,200.00
94329	UNITED RENTALS (NORTH AMERICA) INC	JLG TELESCOPIC BOOM 37-44' - PARKING LOT LIGHT REPAIRS	1,193.24
94330	USAVISION	VISION COVERAGE	615.32
94331	WILLIAMS SCOTSMAN, INC.	60X24 MODULAR, RENTAL TAX, PREMIUM CONFERENCE PKG T2, PROF. WORKSTATION PKG T2, L- DESK, ADA/IBC RAMP, PREM. OFFICE PKG T2, RESTROOM W/1X WEEKLY SERVICE	4,069.41
94332	GREYSTONE TECHNOLOGY	DEC 2024 MICROSOFT CLOUD SERVICES, DEC 2024 AZURE CLOUD SERVICES, DELL AC ADAPTOR - PROCTOR'S LAPTOP, NSA SONICWALL - OT FIREWALL UPGRADES, PRO-RATED ADOBE PRO LICENSE	14,678.37

**FORT COLLINS-LOVELAND WATER DISTRICT  
DISTRIBUTIONS  
January 2025**

Check #	Issued To	Description	Amount
ACH	XCEL ENERGY	ELECTRIC AT 5800 E COUNTY 40	879.75
ACH	XCEL ENERGY	ELECTRIC AT 7093 COUNTY ROAD 40	51.48
ACH	XCEL ENERGY	ELECTRIC AT 5575 E COUNTY ROAD 26 UNIT VLT	61.43
ACH	POUDRE VALLEY REA 2389	ELECTRIC AT 2890 W TRILBY RD 31254001	28.18
ACH	POUDRE VALLEY REA 2389	ELECTRIC AT 2738 W CO RD 38E-PUMP STATION	446.72
ACH	XCEL ENERGY	GAS AT 5150 SNEAD DR	898.65
ACH	XCEL ENERGY	ELECTRIC AT 1170 S OVERLAND TRL	31.48
ACH	POUDRE VALLEY REA 2389	ELECTRIC AT 2110 TRILBY RD	388.81
ACH	POUDRE VALLEY REA 2389	ELECTRIC AT 2890 W TRILBY RD	41.36
ACH	POUDRE VALLEY REA 2389	ELECTRIC AT PIERCE FARM IRRIGATION	29.00
ACH	POUDRE VALLEY REA 2389	ELECTRIC AT 8110 S CO RD 13	89.48
ACH	POUDRE VALLEY REA 2389	ELECTRIC AT 1970A COLORADO BLVD	176.66
ACH	CITY OF FORT COLLINS UTILITIES	ELECTRIC AT 5150 SNEAD DR	1,541.15
ACH	CITY OF FORT COLLINS UTILITIES	ELECTRIC AT 5603 S TIMBERLINE RD	93.42
ACH	CITY OF FORT COLLINS UTILITIES	ELECTRIC AT 3211 ROCK CREEK DR	116.03
ACH	CITY OF FORT COLLINS UTILITIES	ELECTRIC AT 2825 SKIMMERHORN ST	114.37
ACH	CITY OF FORT COLLINS UTILITIES	ELECTRIC AT 6600 S COLLEGE AVE	106.58
ACH	CITY OF FORT COLLINS UTILITIES	ELECTRIC AT 5101 ZIEGLER RD	82.28
ACH	CITY OF FORT COLLINS UTILITIES	ELECTRIC AT 3103 E HARMONY RD	182.63
01/03/2025	PAYROLL		150,020.95
01/03/2025	MISSION SQUARE		15,664.60

**FORT COLLINS-LOVELAND WATER DISTRICT  
DISTRIBUTIONS  
January 2025**

<b>Check #</b>	<b>Issued To</b>	<b>Description</b>	<b>Amount</b>
01/17/2025	PAYROLL		151,326.33
01/17/2025	MISSION SQUARE		16,018.81
01/31/2025	PAYROLL		155,439.96
01/31/2025	MISSION SQUARE		15,614.88
<b>Total</b>			<b>9,059,023.21</b>

# Fort Collins-Loveland Water District



To: FCLWD Board of Directors

From: Linsey R. Chalfant, PE – Civil Engineer III

Date: 2/18/2025

Re: Zone 5 Transmission Project-Harmony Crossing Allocation Request #01 (Construction)

Zone 5 is a 24" multi-phase transmission project stretching approximately 8 miles in Fort Collins that conceptually extends from the intersection of Horsetooth Road/Taft Hill Road east to Harmony Road/ Zeigler Road. The final alignment is still being evaluated and is subject to change. Existing FCLWD infrastructure is undersized for current and future flow needs, resulting in dependence on pump stations and alternative water delivery sources. The Zone 5 project will increase hydraulic capacity and improve overall system performance and reliability throughout our service area, reducing our dependence on pump stations and alternative water delivery sources.

- Phase 1 and 2 of the Zone 5 Project (shown in red) was constructed along Horsetooth Rd, Manhattan Ave, and Troutman Pkwy between Taft Hill Rd and College Ave in 2023 and 2024.
- Phase 3 (shown in Cyan) is anticipated to go to construction in 2026 however the Harmony Crossing at Boardwalk Drive will be constructed in March of 2025 (shown in orange).
- Other future phases are shown in dark blue.



5150 Snead Drive  
Fort Collins, Colorado 80525  
Phone: 970-226-3104  
Fax: 970-226-0186  
[www.fclwd.com](http://www.fclwd.com)

# Fort Collins-Loveland Water District



The Zone 5 Harmony Crossing is being constructed in March of 2025 ahead of and in collaboration with various City of Fort Collins projects occurring this year along the Harmony Corridor. This will be an open cut installation saving the District nearly \$700k in construction costs by avoiding a bore or Horizontal Directional Drill (HDD) installation at Harmony Rd. This crossing will occur over a 6-day period where Harmony will be closed over the weekend.

This allocation request covers the construction phase services for the Harmony crossing as well as testing and ICE services.

The table below shows an estimated breakdown of the allocation request.

<b>Project</b>	Zone 5 Transmission-PHIII		
<b>Project Number</b>	PROJ-0025.03		
<b>Estimated Timeline</b>	12 months		
<b>Allocation #</b>	1		
<b>Allocation Approval Date:</b>	2/18/2025		
<b>Allocation Approval Amount:</b>	<b>\$</b>	<b>378,000.00</b>	

Item/Contingency/Risk	Allocation Amount	Entity	Comment
Construction Contract	\$ 350,000.00	Connell	ICE scheduled for 2/27
CTL Testing Services	\$ 5,000.00	CTL	Scoped
Capstone	\$ 5,000.00	Capstone	Scoping in progress
Contingency	\$ 18,000.00		5%
<b>Allocation Request</b>	<b>\$</b>	<b>378,000.00</b>	

### Recommendation:

We recommend Board approval to allocate \$378,000 for the Harmony Crossing of the Zone 5 Transmission Project.

Budget Line Item:	9140 Distribution (Non-Operating)
Annual Budget:	\$32,979,000
Actual on 1/31/2025:	\$ 26,537
Requested Amount:	\$378,000

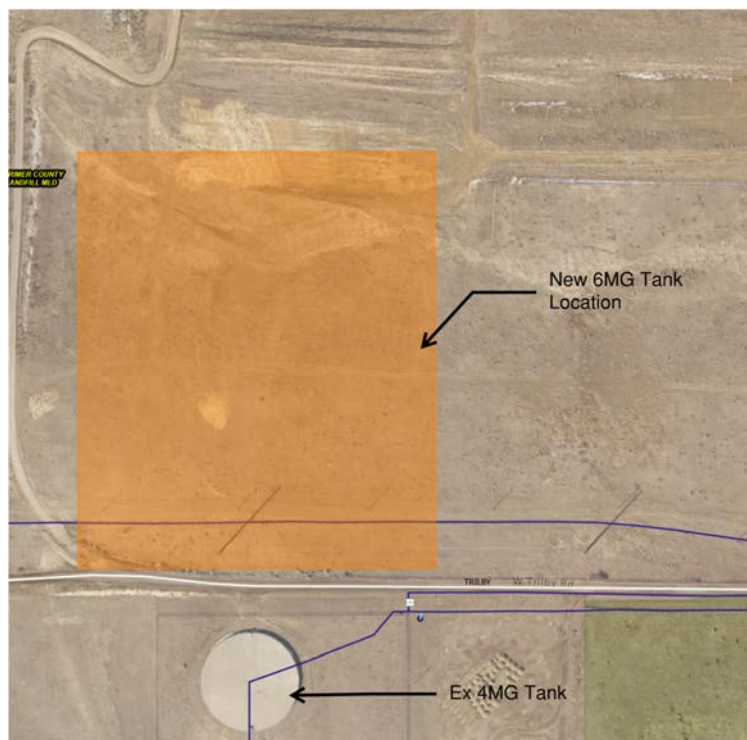
# Fort Collins-Loveland Water District



To: FCLWD Board of Directors  
From: Carlos Medina, PE – Civil Engineer III  
Date: 2/18/2025  
Re: Trilby Tank Expansion Project -Allocation Request #01

It has been identified that the FCLWD total finished water storage needs to be significantly increased in the coming five to ten years to better buffer current Maximum Day Demands of 25 MG. Previous studies identified an opportunity to expand storage near the existing Trilby Tank sites on the north side of Trilby Road near the future Larimer County Transfer Station Location. Storage at this location would increase the District’s storage capacity by 6 MG. The project is reaching the final stage of communication with Larimer County. The Minor Land Division and tank parcel has been created and the District is in process of finishing up the final land acquisitions and permitting. The project design is 95% complete and an ICE has been completed. The ICE for the project costs has been reconciled within 3.5%.

This allocation request will allow staff to execute Task Order(s) to move forward with construction. There are pending decision items that will affect the progression of the project, timing of ordering materials, and execution with critical subcontracts. This allocation will allow the team to proceed in a timely manner to keep on schedule. This request excludes early procurement items approved in August of last year. Construction on the tank is anticipated to start in early March and the construction duration for this project is approximately 20 months. Task Orders will only be executed if warranted and with a defined scope, fee, and a not to exceed cost. The team will also seek Board approval for any costs exceeding this allocation request.



5150 Snead Drive  
Fort Collins, Colorado 80525  
Phone: 970-226-3104  
Fax: 970-226-0186  
[www.fclwd.com](http://www.fclwd.com)

# Fort Collins-Loveland Water District



The table below shows an estimated breakdown of the allocation request.

Item/Contingency/Risk	Allocation Amount	Entity	Comment
Project	Trilby 6MG Tank		
Project Number	PROJ-0077.01		1
Estimated Timeline	24 months		
Allocation #	1		
Allocation Approval Date:			
Allocation Approval Amount:	\$ 21,793,600.00		
Trilby Tank Construction	\$ 15,215,300.00	Hensel Phelps	Scope/Fee in progress
Trilby Tank Earth Work	\$ 4,751,800.00	Connell Resources	
Engineering Construction Support	\$ 586,500.00	RESPEC/Ally	
Owner Contingency on Earth work	\$ 202,000.00	Connell Resources	
Incidentals	\$ 1,038,000.00		
<b>Allocation Request</b>	<b>\$ 21,793,600.00</b>		

## Recommendation:

We recommend Board approval to allocate \$21,793,600.00 for the Trilby Tank Expansion Project.

Budget Line Item:	9140 Distribution (Non-Operating)
Annual Budget:	\$32,979,000
Actual on 01/31/2025:	\$ 26,537
Requested Amount:	\$21,793,600



# Fort Collins-Loveland Water District



To: FCLWD Board of Directors  
From: Carlos Medina, PE – Civil Engineer III  
Date: 2/18/2025  
Re: Longview Pump Station Replacement- Allocation Request #02

In the Pump Station Condition Assessment performed by Ditesco in 2021, the Longview Pump Station was estimated to have 4-6 years of service remaining. Operationally, the pump station has a jockey pump that runs nearly continuously since the Longview subdivision has no storage within it. Additionally, the operation of the pump station is not ideal under fire flow conditions. The jockey pump does not turn off when the fire flow pump turns on. The jockey pump therefore continues to spin but is unable to overcome the pressure supplied by the fire pump, risking burn out of the jockey pump.

A new pump station is required to provide reliable water service to the Longview Subdivision for decades to come. Throughout our distribution system we currently have both pump station vaults and above ground pump stations. Operations prefer the access, convenience, and safety of the above grade pump stations. Therefore, the new pump station at Longview will be above grade and contained within a building.

HDR and Hensel Phelps were selected to design and construct the Longview Pump Station. The Longview Pump Station team has completed the design of the new pump station. Engineering staff would like to request funds to be appropriated and approval to award the construction contract for the replacement of the Longview Pump station. Construction on this pump station is scheduled to start in mid-April and last approximately 10 months. This allocation excludes early procurement items previously approved at the May 21, 2024, Board Meeting. An ICE has not been completed for this project. Independent cost estimating will be completed and reconciled to within 5% per the District's requirements prior to the execution of any construction contracts.

This allocation request will allow staff to execute Task Order(s) to move forward with construction of the station. There are pending decision items that will affect the trajectory of the project such as start of construction, traffic control, building permit, and electrical transformer replacement with the City of Loveland. This allocation will allow the team to make quick decisions and execute task orders in a timely manner to keep the project moving. Task Orders will only be executed if warranted and with a defined scope, fee, and a not to exceed cost. The team will also seek Board approval for any costs exceeding this allocation request.



**FORT COLLINS-LOVELAND WATER DISTRICT**

**RESOLUTION NO. 2025-02-18-1**

**RESOLUTION AUTHORIZING ACQUISITION OF REAL PROPERTY**

**WHEREAS**, the Fort Collins-Loveland Water District (“District”) is a quasi-municipal corporation and political subdivision of the State of Colorado and a duly organized and existing special district pursuant to Title 32, Colorado Revised Statutes; and

**WHEREAS**, the Board of Directors of the District (the “Board”) is empowered to acquire real and personal property pursuant to Section 32-1-1001(1)(f), C.R.S., and to authorize its designees to act on its behalf; and

**WHEREAS**, the Board has determined that acquisition of the real property described in Exhibit A, attached hereto and incorporated herein by this reference (“Property”), is in the best interest of the District; and

**WHEREAS**, the Board desires to authorize the General Manager to execute and deliver all necessary documents for acquisition of the Property.

**NOW, THEREFORE**, be it resolved by the Board of Directors of the Fort Collins-Loveland Water District as follows:

1. Authority to Acquire Property. The Board hereby authorizes acquisition of the right, title and interest in and to the Property pursuant to a quitclaim deed.
2. Authority to Sign Documents. The Board hereby authorizes the General Manager, Chris Pletcher, to execute and deliver any and all documents necessary to complete the acquisition of the Property and to close the transaction.
3. Ratification and Approval of Prior Actions. Any and all actions heretofore taken by the officers of the District related to acquisition of the Property are hereby ratified, approved and confirmed.
4. Severability. If any part, section, subsection, sentence, clause or phrase of this Resolution is for any reason held to be invalid, such invalidity shall not affect the validity of the remaining provisions.
5. Effective Date. This Resolution shall take effect and be enforced immediately upon its approval by the Board.

ADOPTED this 18<sup>th</sup> day of February, 2025.

FORT COLLINS-LOVELAND WATER  
DISTRICT

By: \_\_\_\_\_  
James Borland, Chair

Attest:

\_\_\_\_\_  
Chris Pletcher, Secretary

**Exhibit A**

**Property Description**

Tract C, Longview - Midway First Subdivision, City of Loveland, County of Larimer,  
State of Colorado

Also known by street and number as 150 W. 71st Street, Loveland, CO 80538

# Fort Collins-Loveland Water District



To: FCLWD Board of Directors  
From: Sandra Bratlie, PE - District Engineer  
Date: 2/18/2025  
Re: Allocation request for continued Hydraulic Water Modeling Services

---

Engineering continues to update, refine and utilize hydraulic water modeling to inform multiple initiatives across the District including:

- Guiding capital projects infrastructure sizing, location, and phasing
- Optimizing operational settings like PRV settings
- Predicting future demands and guiding development projects
- Modeling water quality of the system including water age and source water tracing

In 2024, the hydraulic water model was updated with current projects, recalibrated, and validated against SCADA pressures, flows, tank elevations, and production and demand data for two 2024 (winter and summer) events. The max buildout (future demands) input dataset was updated based on latest land use code zoning for the District's five jurisdictions.

Engineering is requesting an allocation to continue Hydraulic Water Modeling work to include:

- evaluate and update demand profiles to determine water use by jurisdiction and zone,
- continue refinement of water master plan projects required to meet full buildout,
- perform fire flow analysis on all hydrants,
- support of Capital Project pipe and storage size analysis,
- optimization of system operations utilizing multiple sources (interconnects and treatment plants),
- scenario development to support desktop risk assessment work; and
- continuation of staff training and documentation.

Engineering recommends board approval to allocate \$125,000 for 2025 hydraulic water modeling.

Budget Line Item:	5065-CONSULTING
Annual Budget:	\$235,000
Actual through 1/1/2025:	\$ 0
Requested Amount:	\$125,000

5150 Snead Drive  
Fort Collins, Colorado 80525  
Phone: 970-226-3104  
Fax: 970-226-0186  
[www.fclwd.com](http://www.fclwd.com)

# Fort Collins-Loveland Water District



To: FCLWD Board Members  
From: Chris Dash, Operations Superintendent  
Date: 2/13/2025  
Re: Water Conservation Landscaping Area for Snead Office

---

Per board recommendation I put out for bid the landscaping project at the southeast area of the Snead office building. This area will represent low maintenance/xeriscape examples for customers to view. After accepting bids from four companies Zak George Landscaping was the most reasonable, coming in at \$6,340.00

The district already has a good relationship with Zak George Landscaping, as we currently use them for our restoration projects to restore customer property that has been damaged from water main breaks and service leaks. They also provide services at the Snead building for grounds maintenance.

The district operations crew will demo the existing area to grade, and Zak George Landscaping will handle the rest. This includes the redesigned and installed irrigation for the area as well.

I recommend the Board approve \$7,000.00 for the Conservation Area Landscaping project to be completed by Zak George Landscaping.

Budget Line Item:	8200 Repair and Maintenance – Administration
Annual Budget:	Building \$250,000.00
Actual through 1/31/2025:	\$86
Requested Amount:	\$7,000.00

5150 Snead Drive  
Fort Collins, Colorado 80525  
Phone: 970-226-3104  
Fax: 970-226-0186  
[www.fclwd.com](http://www.fclwd.com)



**We Make Life Better Through Landscaping**

**Estimate**

Contract No. - 18797 (v. 0)

January 09, 2025

**Submitted To:**

Fort Collins - Loveland Water District  
5150 Snead Dr  
Fort Collins, CO 80525

**Project**

FCLWD Main Office  
5150 Snead Dr  
Fort Collins, CO 80525

**Enhancements**

**Mobilization**

- Mobilize all equipment and trailers to jobsite
- Delivery of materials to jobsite by ZGL

**Shrub Planting**

- Dig hole and prep dirt with compost
- Plant (1) deciduous shrubs of a 5 gallon size; (1) Apache Plume
- All plants are to be placed according to the plan
- See warranty details

**Perennial Planting**

- Dig holes and prep dirt with compost
- Plant (3) grasses of a 1 gallon size; (3) Karl Foerster Feather Reed Grass
- Plant (9) perennials of a 1 gallon size; (3) 'Cheyenne Spirit' Coneflower, (3) Purple Coneflower, (3) Black Eyed Susan
- All plants are to be placed according to the plan
- See warranty details

**Landscape Rock**

- 1.5" Tan river rock to be installed at an approx. 3" depth; river rock to mimic dry creek bed (shown on design)
- River rock to be placed over weed barrier
- Approx. 165 sq. ft. of river rock

**Mulch**

- Shredded cedar mulch to be installed at a 3" depth
- No weed barrier to be used unless requested by the client (for an additional charge)
- Approx. 240 sq. ft. of mulch

**Boulders**

- Install approximately (1.5) tons of accent boulders; (3) 1/2 ton boulders
- (2) boulders to be selected for seating style boulders around break area, (1) boulders to be accents to new landscape bed
- Boulders to be Aspen boulders
- Boulders to be partially buried to give a more natural appearance
- Boulders to be placed according to plan



**Irrigation**

- Attach and extend poly pipe from existing drip zone to new planting beds to ensure there are no leaks or unneeded drip emitters to plants that were removed
- Poly pipe to be pinned into the ground to prevent movement
- Install appropriate emitters for each plants recommended water amount

**Breeze Pathway**

- Gray breeze pathway to be installed for ADA compliant break area and extend to other side of sidewalk to connect design elements
- Install rolled top galvanized metal edging on either side of the pathway
- Edging to be pinned down to keep breeze and other materials separate
- Install 3.5 oz commercial grade weed barrier under the pathway
- Breeze pathway to be approx. 270 sq ft installed at a 3" depth and compacted with plate compactor

**Flagstone Pathway**

- Colorado red flagstone steppers to be approx. 20" x 20" and 1 3/4" thick to create small path to connect wall gate to break space
- Flagstone steppers to be recessed into landscape material and placed on breeze to prevent movement
- Steppers are to be placed to mimic natural step length (approx. 6-9" spacing)

**Native Seeding**

- Convert bluegrass turf near break area to native grass area
- Aerate area to prep for installation of seed
- Drill seed approx. 620 sq. ft. of Buffalo grass/Blue Grama grass seed mix
- Irrigation programming to be amended for germination and establishment of new seed
- *Hand pulling/spraying of weeds may be necessary during establishment period and is not included in this proposal; no mowing to be done until fall when the new grass is dormant unless otherwise needed*

**Job Site Clean Up**

- Clean up of landscaping during the project and after completion

Service	Price
Enhancements: Mobilization	\$245.00
Enhancements: Shrub Planting	\$135.00
Enhancements: Perennial Planting	\$795.00
Enhancements: Landscape Rock	\$585.00
Enhancements: Mulch	\$460.00
Enhancements: Boulders	\$795.00
Enhancements: Irrigation	\$505.00
Enhancements: Breeze Pathway	\$1,510.00
Enhancements: Flagstone Pathway	\$355.00
Enhancements: Native Seeding	\$790.00
Enhancements: Job Site Clean Up	\$165.00
<b>Project Total</b>	<b>\$6,340.00</b>

**Quoted prices good for 30 days after receipt of quote.**

**Plant Warranty:**

Zak George Landscaping warrants all plantings as follows:

- **Trees**
  - Planted from April 1 - August 15. Full 1 year one time warranty. Plant material only. Replacement labor at cost of client.
  - Planted from August 16 -March 31. 50% warranty on plant material. Replacement labor at cost of client. 100% warranty from time of planting if winter watering is conducted at additional cost by ZGL (4-8 times dependent on weather).
  - Spade planted trees are not warranted.
- **Shrubs**
  - Planted from March 15-Sept 30. Full 1 year one time warranty. Plant material only. Replacement labor at cost of client.
  - Planted from Oct 1- March 14 - 50% warranty on plant material. Replacement labor at cost of client. 100% warranty from time of planting if winter watering is conducted at additional cost by ZGL.
- **Grasses & perennials**
  - Planted from March 15-Sept 30. Full 1 year one time warranty. Plant material only. Replacement labor at cost of client.
  - Planted from Oct 1- March 14 - No Warranty

Replacement plants are not guaranteed. Warranty period commences at the time of install.

Zak George Landscaping reserves the right to void any/all warranty coverage due to neglect, not watering the plant, excessive moisture, or act of God. Warranty does not cover acts of nature, frost, freeze drought or acts of force. Warranty is void if customer provides false information.

**Payment:**

Payment is due, in full, thirty (30) days following the invoice date. By accepting this agreement, you agree to pay a charge of 2% per month with a minimum charge of \$5.00 per month on any amount not paid within 30 days of the invoice date, and you agree to pay any and all professional fees associated with any steps necessary to collect unpaid balances.

---

Zak George Landscaping	Date	FCLWD Main Office	Date
------------------------	------	-------------------	------

---

**What to Expect During the Transformation!**

References, Liability Insurance, Workers Compensation, Auto Liability documents available upon request

**Prior to starting** - Your ZGL representative is busy getting the materials lined up and ordered for project.

Schedules are being built and given to the project supervisor. The final details are being lined out on the plans. NOTE: We give each project 100% attention once we are on your project.

**Mobilization** - This is where the equipment and job trailers are moved to your project. This usually means that the construction will start within the next 24 hours. Most jobs have multiple pieces of equipment and one job trailer. Line locates are done around this same time to locate your utilities.

**Time to get dirty** - Remember that every project is unique, but there are similarities among jobs. At this point the demo will start. This is the dirtiest part of the project. We will have old materials going out and new materials coming in at the same time. We try to keep the streets and material storage areas as clean as we can but there are a lot of factors that play into each project. Our goal is to move things efficiently and effectively as we estimated. Please excuse our mess as we work through things.

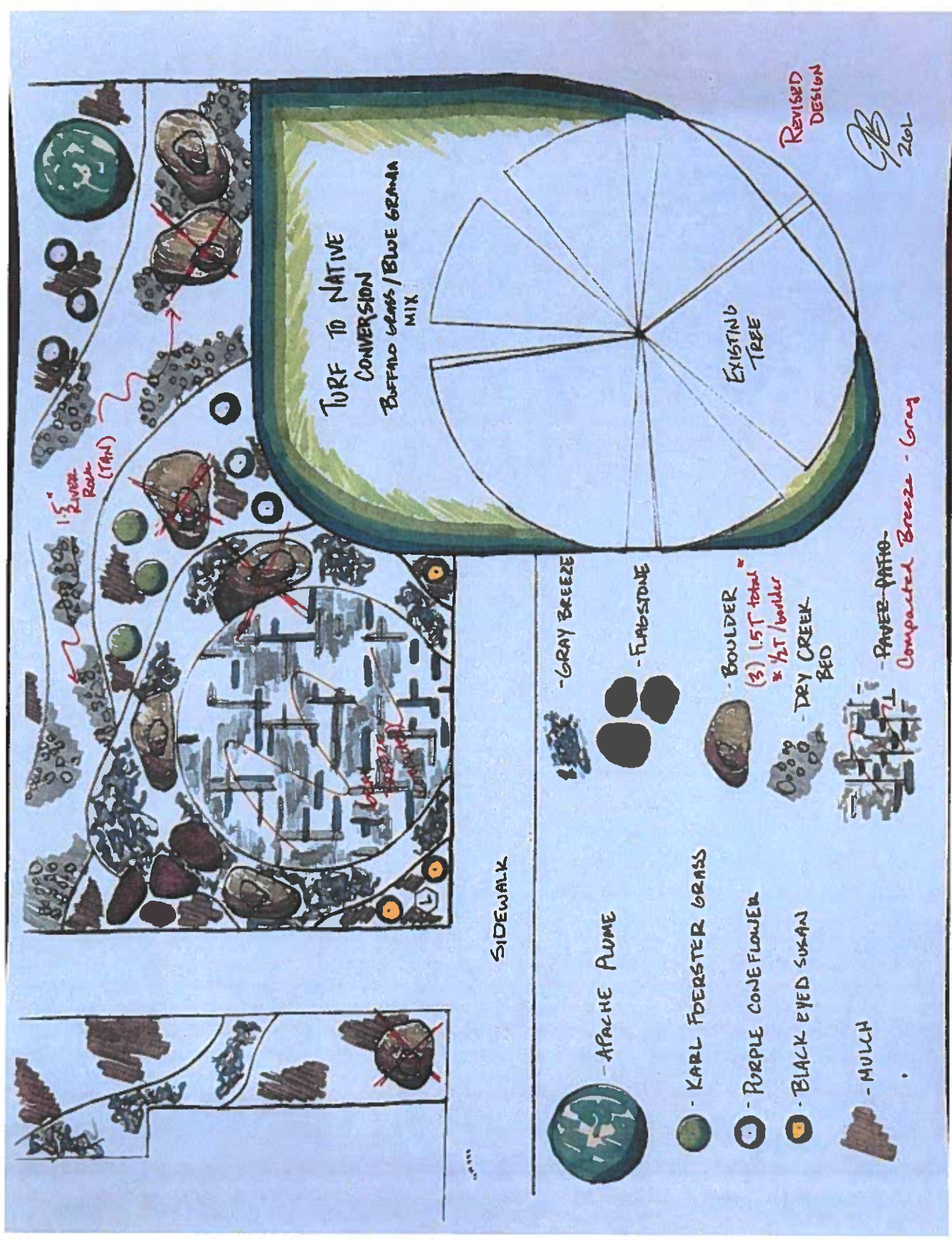
**During the project** - You will find dirt on the sidewalks, dust, pipes sticking out of the ground, materials in the street or blocking part of the street depending on the project, so be careful. A section of fence may be taken out for access. Machinery, TRUCKS and trailers coming and going. Foot traffic, wheelbarrow and machinery traffic in the yard. Guys resting or taking a break and much more.

**Communication** - This is key to all parties. We at ZGL feel it is much easier to fix things along the way vs. waiting until the project is over. It saves everybody time. If at any time you need clarification or want to look at things let us know and somebody from ZGL would be happy to meet with you to discuss. Your ZGL representative will be working vigorously behind the scenes to keep the project moving along smoothly. Your ZGL representative will be making frequent visits to the project to ensure the project is running smooth and make any necessary changes. **Don't hesitate to contact or call us at any time through out the project.**

**Finished project** - Before the project is getting close to finishing your ZGL rep. will walk the project with the supervisor to discuss any possible changes. Once that is done a final walk through will be scheduled with the customer to walk you through your project and answer any questions. At this point ZGL looks to collect any outstanding monies from the project.

**Thank You For The Opportunity To Serve You!**





# Fort Collins-Loveland Water District



To: FCLWD Board  
From: Eric Dowdy, IT and Data/Systems Manager  
Reviewed: Chris Pletcher, General Manager  
Date: 2/18/2024  
Re: SCADA Remote Sites Cell Modem Private APN Migration

---

FCLWD's SCADA partner, GrayMatter, is soon going to complete phase 1 of the Remote Sites upgrade project. With the introduction of cellular modems for Telemetry, they use an APN (Access Point Name) to link between a mobile network and the internet or a corporate network. APNs are public when using a public SIM card and share the public data pathway to route traffic to their network. A much more secure option, especially for OT, is a private APN which routes mobile data traffic from mobile devices directly and privately into organizations' corporate data networks. It provides a direct path to our network that no one else shares or can use. As a result, the devices using a private APN don't share the public network shared by other companies. In doing so, it reduces the cyber risk of someone breaking into the mobile devices or the network. This private network is built solely for FCLWD to use for its secure SCADA communications.

This private APN has already been commissioned and 4 remote sites are currently using it. This project is dedicated to moving the remaining sites onto this private APN network.

GrayMatter is estimating \$152,605 to complete this phase of the upgrade project. Additional phases will likely include the backup 900 MHz radios and upgrading some hardware flow controllers and setting up more control points and metrics at some of the sites. These will be scoped as additional projects.

We are asking the board to approve the \$152,605 allocation to complete moving to the private APN.

Budget Line Item:	8540
Annual Budget:	\$12,078,000
Actual through 2/10/2024:	\$10,437
Requested Amount:	\$152,605

5150 Snead Drive  
Fort Collins, Colorado 80525  
Phone: 970-226-3104  
Fax: 970-226-0186  
[www.fclwd.com](http://www.fclwd.com)

# Fort Collins-Loveland Water District



To: FCLWD Board  
From: Eric Dowdy, IT and Data/Systems Manager  
Reviewed: Chris Pletcher, General Manager  
Date: 02/18/2024  
Re: SCADA Cyber Security Remediations for 2025

---

FCLWD's SCADA partner, GrayMatter, performed a formal cyber risk assessment of our operations technology network (OT). Various improvements and remediation opportunities were identified.

For comparison, on the business network side (IT), we have a cyber rating of about 4.5-5 (5 being the best), while on the OT side we are at about 1-1.5. Cyber attacks on SCADA systems are increasing. We would like to bring our cyber readiness on the OT side up to where we are on the IT side. This will require focused efforts in 2025.

The remote sites upgrade project is starting to wind down. This removes a high risk/high impact of obsolete PLC failures. We can now turn our attention to increasing cyber security and reducing cyber risk on the OT side of the network.

Based on the Cyber Risk Assessment, GrayMatter has put together a Cyber Services proposal to work with the District in 2025 to plan and remediate the cyber vulnerabilities that were identified. Some of these efforts include, but are not limited to, upgrading the OT firewalls, further segmenting the OT network, creating a DMZ to allow the secure access of SCADA data for analysis and dashboards, install and evaluate Blast Wave, a more secure method for accessing SCADA, working with Cyber 74 to install cyber security tools like the ones we have on the IT network, and other specific remediation activities identified in the assessment. To coordinate these efforts, we are having monthly cyber meetings with GrayMatter and their cyber team to start executing this roadmap.

This proposal is for a dedicated block of funds to be used on a T&M basis to secure their cyber resources and give FCLWD the ability to make regular progress on these improvements in 2025. GrayMatter is estimating \$121,880 (a bank of 480 hours or roughly 40 hours per month) for these dedicated cyber resources.

We are asking the board to approve the \$121,880 for these cyber services.

Budget Line Item:	6505
Annual Budget:	\$167,000
Actual through 2/10/2024:	\$1,155
Requested Amount:	\$121,880

5150 Snead Drive  
Fort Collins, Colorado 80525  
Phone: 970-226-3104  
Fax: 970-226-0186  
[www.fclwd.com](http://www.fclwd.com)



# FORT COLLINS-LOVELAND WATER DISTRICT

## MEMORANDUM

TO: Chris Pletcher, General Manager

FROM: Amanda Proctor, Finance Director

DATE: February 1, 2025

RE: Water Tap Revenue for January 2025

DATE	LOT SIZE	COMPANY NAME	ADDRESS	RAW WATER	PIF
1/1/25	3001-4000	HARTFORD CONSTRUCTION LLC	6122 Red Barn Rd	21,600.00	17,000.00
1/1/25	1.5" MF (8 DU)	TIMNATH RANCH VIII-280 LLC	6793 Maple Leaf / 6794 School House Dr	153,600.00	43,520.00
1/1/25	>11000	WARREN E VANN JR	1239 Belleview Dr	69,000.00	17,000.00
1/1/25	5001-6000	HARTFORD CONSTRUCTION LLC	5998 Dutch Dr	37,200.00	17,000.00
1/1/25	5001-6000	HARTFORD CONSTRUCTION LLC	6055 Red Barn Rd	37,200.00	17,000.00
1/1/25	5001-6000	HARTFORD CONSTRUCTION LLC	5144 Beckworth St	37,200.00	17,000.00
1/1/25	4001-5000	HARTFORD CONSTRUCTION LLC	6130 Red Barn Rd	33,000.00	27,175.00
1/1/25	2" MF (16 DU)	TIMNATH RANCH VIII-280 LLC	7009 Misty Glade Rd	307,200.00	87,040.00
1/1/25	2" MF (16 DU)	TIMNATH RANCH VIII-280 LLC	6931 Golden Glen Rd	307,200.00	87,040.00
1/1/25	2" MF (24 DU)	TIMNATH RANCH VIII-280 LLC	7005 Golden Glen Rd	460,800.00	130,560.00
1/1/25	2" MF (16 DU)	TIMNATH RANCH VIII-280 LLC	4775 Birch Cabin Dr	307,200.00	87,040.00
1/1/25	2" MF (24 DU)	TIMNATH RANCH VIII-280 LLC	4815 Birch Cabin Dr	460,800.00	130,560.00
1/1/25	2" MF (16 DU)	TIMNATH RANCH VIII-280 LLC	4855 Birch Cabin Dr	307,200.00	87,040.00
1/1/25	2" MF (24 DU)	TIMNATH RANCH VIII-280 LLC	4750 Birch Cabin Dr	460,800.00	130,560.00
1/1/25	2" MF (24 DU)	TIMNATH RANCH VIII-280 LLC	4850 Birch Cabin Dr	460,800.00	130,560.00
1/1/25	CONSERVATION	MELODY HOMES INC	5968 Holstein Dr	17,400.00	17,000.00
1/1/25	CONSERVATION	MELODY HOMES INC	4820 Tulim Lane	17,400.00	17,000.00
1/1/25	CONSERVATION	MELODY HOMES INC	4778 Tulim Lane	17,400.00	17,000.00
1/1/25	CONSERVATION	MELODY HOMES INC	4894 Tulim Lane	17,400.00	17,000.00
1/1/25	CONSERVATION	MELODY HOMES INC	4862 Tulim Lane	17,400.00	17,000.00
1/1/25	CONSERVATION	MELODY HOMES INC	6505 Ankina Dr	17,400.00	17,000.00
1/1/25	CONSERVATION	MELODY HOMES INC	6497 Ankina Dr	17,400.00	17,000.00



# FORT COLLINS-LOVELAND WATER DISTRICT

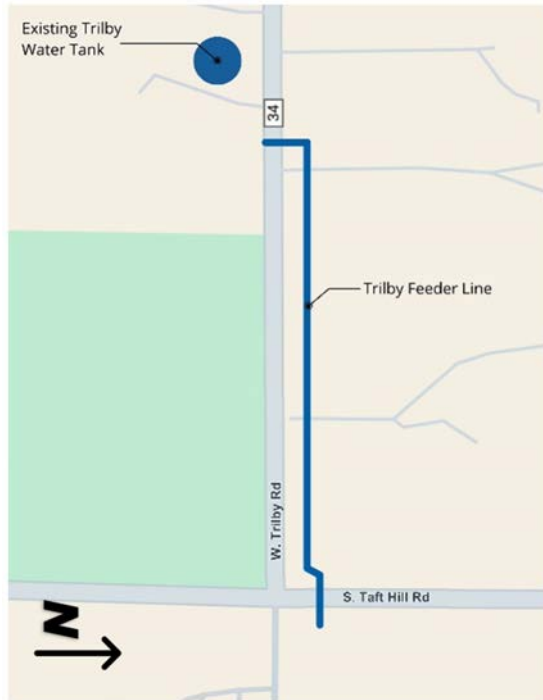
1/1/25	CONSERVATION	MELODY HOMES INC	6475 Ankina Dr	17,400.00	17,000.00
1/1/25	CONSERVATION	MELODY HOMES INC	6467 Ankina Dr	17,400.00	17,000.00
1/2/25	3/4" COMM	CONNELL RESOURCES	4255 Woods Ave	60,000.00	17,000.00
1/9/25	10001-11000	TOLL SOUTHWEST LLC	4379 Trader St	60,600.00	17,000.00
1/9/25	7001-8000	TOLL SOUTHWEST LLC	5603 Zadie Ave	48,000.00	17,000.00
1/9/25	8001-9000	TOLL SOUTHWEST LLC	3980 Wheathead Place	51,600.00	17,000.00
1/10/25	7001-8000	GARY KISSLER	4920 Clarendon Hills Dr	48,000.00	17,000.00
1/10/25	>11000	SUZANNE MOOREHOUSE	921 Terra View Cir	69,000.00	17,000.00
1/10/25	1" COMM	LARIMER COUNTY COLORADO	5280 Arena Cir	150,000.00	42,500.00
1/29/25	4001-5000	FORT COLLINS HABITAT FOR HUMAN	1021 Brittany St	30,000.00	17,000.00
1/29/25	4001-5000	FORT COLLINS HABITAT FOR HUMAN	1027 Brittany St	30,000.00	17,000.00
1/31/25	8001-9000	TOLL SOUTHWEST LLC	5652 Zadie Ave	60,000.00	27,175.00
1/31/25	7001-8000	TOLL SOUTHWEST LLC	5643 Zadie Ave	52,500.00	27,175.00
1/31/25	7001-8000	TOLL SOUTHWEST LLC	5583 Zadie Ave	52,500.00	27,175.00
1/31/25	7001-8000	TOLL SOUTHWEST LLC	4031 Wheathead St	52,500.00	27,175.00
				\$4,382,100.00	\$1,466,295.00
Total Water Taps Sold For January 2025 =			37		
		3/4" Taps Sold =	27		
		1" Taps Sold =	1		
		1.5" Taps Sold =	1		
		2" Taps Sold =	8		
		3" Taps Sold =	0		
		4" Taps Sold =	0		
		City Water Taps =	0		
Water provided by Builder/Developer =			0		
		Bought from FCLWD =	0		
Total Water Taps Sold For January 2024 =			60		
Taps sold for the year 2024 =			349		
Taps sold for the year 2023 =			461		
Taps sold for the year 2022 =			561		





# Fort Collins-Loveland Water District

To: FCLWD Board of Directors  
 From: Carlos Medina, P.E. - Civil Engineer III  
 Date: February 18, 2025  
 Re: Capital Project Update – Trilby Tank Feeder Line



The 30” waterline installation for Trilby Tank Feeder Line is progressing as planned.

### MILESTONES ACHIEVED

- Installed 110 LF of 48” casing under Taft Hill Road
- Installation of 227 LF of 42” steel casing under the future Larimer County Transfer Station access roads
- Installation of approximately 2,800 feet of 30” waterline
- Connection to the existing 4 MG water tank 24” feed line

### UPCOMING MILESTONES

- Mid-Feb: complete installation of 30” Waterline in easement parallel to Trilby Road
- Late Feb/Early Mar: tie into the existing 36” waterline on the east side of Taft Hill Road.
- Late Feb/Early Mar: pave disturbed drives
- March: site restoration

### PROJECT HURDLES

- Waterline tie-in to the existing 36” and 24” waterlines
- Coordination with project stake holders
- Cold weather construction
- Crew illness

### OUTREACH ACTIVITIES

- Door hangers prior to start of construction to all adjacent properties
- Personal coordination with the County Landfill, Behavioral Health, and City of Fort Collins Natural Areas
- Maintain project webpage on District site

More project information at:  
<https://fclwd.com/water/construction-projects/>



Left: Winter working conditions after a snowstorm



Center: Installation 30” Waterline in easement



Right: Setting bore head and first casing pipe into bore launch pit