



Fort Collins-Loveland Water District Agenda
Tuesday, December 10, 2024 7:00 PM
5150 Snead Drive, Fort Collins, CO

	Page
1. (7:00pm) Roll Call	
2. (7:05pm) Consideration of Agenda	
3. (7:10pm) Public Comments (Limited to 3 Minutes Per Person)	
4. (7:30pm) Board discussion of 2025 Rates and Fees	
5. (7:40pm) Habitat for Humanity - Hearthside Hill Project <i>Presenter: Kristin Candella</i>	
6. (7:50pm) Consent Agenda	
6.1 Acceptance of the minutes of the Regular Board meeting of November 19, 2024. Minutes - Fort Collins-Loveland Water District - Nov 19 2024.pdf	5 - 99
6.2 Financial Statements <i>Presenter: Amanda Proctor</i> 11.30.24 FCLWD FS.pdf	100 - 110
6.3 Distributions <i>Presenter: Amanda Proctor</i> 24-11 Distributions.pdf	111 - 123
6.4 2025 Board Meeting Schedule 2025 BOARD MEETINGS DATES AND TIMES.pdf Recommended Motion: Move to approve the Consent Agenda.	124

7. (8:00pm) Administration

- 7.1 **Designated Election Official to be Appointed for the 2025 Regular Special District Election (ACTION REQUIRED): Recommended Motion: Move to approve the Resolution to appoint the Designated Election Official as Centennial Consulting Group for the 2025 Regular Special District Election.**

8. (8:05pm) IT and Data Systems

- 8.1 **IT Contract Approval - Blue Margin 2025 Services Agreement in the amount of \$120,000.00 (ACTION REQUIRED):** 125 - 132

Presenter: Eric Dowdy

[2025 Blue Margin Renewal.pdf](#) 

[2024 Blue Margin - Original Scope of Work.pdf](#) 

Recommended Motion: Move to approve the Blue Margin 2025 Services Agreement in the amount of \$120,000.00.

- 8.2 **Additional Stratus Server for SCADA (ACTION REQUIRED):** 133 - 142

Presenter: Eric Dowdy

[Board Memo Stratus Servers Final.pdf](#) 

Recommended Motion: Move to approve the Additional Stratus Server for SCADA for the amount of \$102,000.00.

9. (8:15pm) Capital Projects

- 9.1 **Western Backbone Transmission Project-Phase III- Allocation Request #01-Early Material Procurement (ACTION REQUIRED):** 143 - 144

Presenter: Linsey Chalfant

[2024.12.10 Western Backbone PHIII Cover Memo Allocation Request #01.pdf](#) 

Recommended Motion: Move to approve the allocation of \$3,776,000 for Phase 3 of the Western Backbone Project.

10. (8:25pm) Water Resources

10.1 Discussion of 2025 Water Resource Acquisition Objectives

Presenter: Chris Pletcher

10.2 Water Resources Sustainability

Presenter: Chris Pletcher

10.3 **West Fairway Water Association Long Term Raw Water Lease (ACTION REQUIRED):**

Presenter: Chris Pletcher

Recommended Motion: Move to approve the West Fairway Water Association Long Term Raw Water Lease

10.4 **Twenty First Interim Agreement with the Northern Integrated Supply Project Water Activity Enterprise, for Participation in the Northern Integrated Supply Project (ACTION REQUIRED):**

Presenter: Chris Pletcher

Recommended Motion: Move to approve the Twenty First Interim Agreement with the Northern Integrated Supply Project Water Activity Enterprise, for Participation in the Northern Integrated Supply Project

11. (8:55pm) Manager's Report

11.1 General Information

11.2 Staffing Update

11.3 Tap purchases

11.4 Project Updates

12. (9:00pm) Executive Session

12.1 **The Board may enter into executive session as authorized by Section 24-6-402 (4) (e), C.R.S. to determine positions relative to matters that may be subject to negotiation, develop strategy for negotiations, and instruct negotiators with respect to Water Resource Acquisition opportunities (ACTION REQUIRED):**

Recommended Motion: Move that the Board may enter into executive session as authorized by Section 24-6-402

(4) (e), C.R.S. to determine positions relative to matters that may be subject to negotiation, develop strategy for negotiations, and instruct negotiators with respect to Water Resource Acquisition opportunities.

13. (9:20pm) Front Range H2O - Vita H2O Project Agreement

Recommended Motion: Move that the Board Approve Agreement for Purchase and Sale of Nontributary Ground Water Rights and for Delivery of Water with Front Range H2O Transfer, LLC.

14. (9:25pm) Other Business

15. (9:30pm) Adjournment



Fort Collins-Loveland Water District Minutes
Tuesday, November 19, 2024 7:00 PM
5150 Snead Drive, Fort Collins, CO

Page

1. (6:00pm) Roll Call

*Directors
Present:*

*James Borland, Chairman
William Dieterich, Vice-Chairman,
Peter O'Neill, Treasurer ,
Stephen Smith, Director,
Denis Symes, Director*

Others Present:

*Chris Pletcher - General Manager /
Secretary,
Liza Hayden - Special Projects Manager,
Amanda Proctor - Finance Director,
Sandra Bratlie - District Engineer ,
Jessica Decker - Human Resources
Manager,
Jan Sitterson - Tri-Districts, Water
Resources,
Richard Raines - Tri-Districts, Water
Resources,
Allison Ulmer - Collins, Cole, Winn, &
Ulmer, PLLC,
Scott Holwick - Lyons Gaddis,
Carl Brouwer - Northern Water,
Lisa Thompson - Northern Water,*

*Brad Wind - Northern Water,
Chris Kurtz - Northern Water,
Nicholas Yip - Morgan Stanley
Rebecca Powell - Coloradoan,
Kristin Golliher - WildRock,
Karen Mitchell - Customer,
Mark Rusnica- Customer,
Britt Kronkosky - Customer,
Eric Jenkins - Customer,
Steve Runyan - Customer,
Steve Doyle - Customer*

2. (6:02pm) Consideration of Agenda

No changes

3. (6:03pm)Northern Integrated Supply Project (NISP) update

3.1 **Executive Session: The Board of Directors will conduct an executive session pursuant to Section 24-6-402(4)(b), C.R.S. for the purpose of a conference with the District’s legal counsel regarding specific legal questions pertaining to the status of the Northern Integrated Supply Project (NISP) (ACTION REQUIRED):**

Recommended Motion: Move that the Board of Directors conduct an executive session pursuant to Section 24-6-402(4)(b), C.R.S. for the purpose of a conference with the District’s legal counsel regarding specific legal questions pertaining to the status of the Northern Integrated Supply Project (NISP).

Moved by: James Borland

Seconded by: Peter O'Neill

Carried 5-0


4. (6:50pm) Recess

5. (7:00pm) Public Comments

Customers spoke to the board about the proposed 2025 irrigation rates.

6. (7:05pm) Consent Agenda

- 6.1 **Acceptance of the minutes of the Regular Board meeting of October 15, 2024 and Special Board Meeting of November 13, 2024.** 10 - 20

[Minutes - Fort Collins-Loveland Water District - Oct 15 2024.pdf](#) 

[Minutes - Fort Collins-Loveland Water District Special Board Meeting - Nov 13 2024 .pdf](#) 

- 6.2 **Financial Statements** 21 - 30

Presenter: Amanda Proctor

[10.31.24 FCLWD FS.pdf](#) 

- 6.3 **Distributions** 31 - 45

Presenter: Amanda Proctor

[24-10 Distributions.pdf](#) 

Recommended Motion: Move to approve the Consent Agenda. 31 - 45

Moved by: Denis Symes

Seconded by: Stephen Smith

Carried 5-0

7. (7:10pm) Administration

- 7.1 **Snead Landscape Updates - Front Flower Gardens and SW Corner Xeriscape (ACTION REQUIRED):** 46 - 53

Presenter: Chris Pletcher

[Snead Landscaping.pdf](#) 

Recommended Motion: Move to direct staff to get additional quotes for design and execution. 46 - 53

Moved by: Peter O'Neill
Seconded by: Stephen Smith

Carried 4-1

- 7.2 WildRock Quarterly Update 54 - 81
Presenter: Kristin Gollither
[FCLWD - November 2024 Board Presentation.pdf](#) 

8. (7:30pm) Financial Items

8.1 **Public Hearing for Delinquent Fees (ACTION REQUIRED):**

Presenter: Amanda Proctor

Open Public Hearing to Presentation, Discussion, and to receive Public Comments of any property owners in attendance

Public Comment

Close Public Hearing

Board Discussion

Recommended Motion: Move to approve the Resolution for certification of the Delinquent Fees.

Moved by: Stephen Smith
Seconded by: Denis Symes

Carried 5-0

8.2 **2024 Amended Budget (ACTION REQUIRED):**

Presenter: Amanda Proctor

Recommended Motion: Move to approve Resolution 2024-11-19-1 approving the 2024 Amended Budget.

Moved by: Stephen Smith
Seconded by: Denis Symes

Carried 5-0

8.3 **2025 Budget and Associated Rates and Fees (ACTION REQUIRED):**


Presenter: Amanda Proctor

Recommended Motion: Move to approve Resolution 2024-11-19-2 and Resolution 2024-11-19-3 approving the 2025 Budget and Associated 2025 Rates and Fees with the adjustment of the Irrigation tier usage penalty rate to 2X.

Moved by: Peter O'Neill

Seconded by: James Borland

Carried 5-0

- 8.4 Morgan Stanley Investment Update 82 - 91
Presenter: Nicholas Yip and Glenn Scott
[FCLWD 11 18 24.pdf](#) 

9. (8:00pm) Water Resources

- 9.1 **Schlagel 0.75 WSSC Diligence Summary and approval to close on this purchase (ACTION REQUIRED):**
Presenter: Jan Sitterson
Recommended Motion: Move to approve closing on the purchase of the 0.75 WSSC shares from Mike Schlagel.

Moved by: Stephen Smith

Seconded by: Denis Symes

Carried 5-0

- 9.2 **Ratification of 1.5 Shares of NPIC purchased from Miller Land & Livestock of Northern Colorado, LLC (ACTION REQUIRED):**
Recommended Motion: Move to ratify the purchase of 1.5 Shares of NPIC from Miller Land & Livestock of Northern Colorado, LLC for \$250,000.00 per share plus broker fee to Ryan Hosteller and NPIC transfer fee for a total cost of \$382,700.00

Moved by: Stephen Smith

Seconded by: Denis Symes

Carried 5-0

9.3 **Ratification of 1 Share of NPIC purchased from Hub Ulrich (ACTION REQUIRED):**

Recommended Motion: Move to ratify the purchase of 1 Share of NPIC from Hub Ulrich for \$250,000.00 per share and NPIC transfer fee for a total cost of \$250,200.00.

Moved by: Stephen Smith

Seconded by: Denis Symes

Carried 5-0

9.4 **Ratification of 1 Share of NPIC purchased from Bruce R & Michelle P Evans (ACTION REQUIRED):**

Recommended Motion: Move to ratify the purchase of 1 Share of NPIC from Bruce R & Michelle P Evans for \$250,000.00 per share and NPIC transfer fee for a total cost of \$250,200.00.

Moved by: Stephen Smith

Seconded by: Denis Symes

Carried 5-0

9.5 **Ratification of 1 Share of NPIC purchased from The Estate of Terrily Brutke (ACTION REQUIRED):**

Recommended Motion: Move to ratify the purchase of 1 Share of NPIC from The Estate of Terrily Brutke for \$250,000.00 per share and NPIC transfer fee for a total cost of \$250,200.00.

Moved by: Stephen Smith

Seconded by: Denis Symes

Carried 5-0

9.6 **Ratification of 1 Share of NPIC purchased from Dorya Robinson (ACTION REQUIRED):**

Recommended Motion: Move to ratify the purchase of 1 Share of NPIC from Dorya Robinson for \$250,000.00 per

share and NPIC transfer fee for a total cost of \$250,200.00.

Moved by: Stephen Smith

Seconded by: Denis Symes

Carried 5-0

9.7 **Ratification of 2.5 Shares of NPIC purchased from Miller Land & Livestock of Northern Colorado, LLC (ACTION REQUIRED):**

Recommended Motion: Move to ratify the purchase of 2.5 Shares of NPIC from Miller Land & Livestock of Northern Colorado, LLC for \$250,000.00 per share and NPIC transfer fee for a total cost of \$625,200.00.

Moved by: Stephen Smith

Seconded by: Denis Symes

Carried 5-0

10. (8:15pm) Manager's Report

10.1 General Information

10.2 Staffing Update

10.3 Tap purchases

92 - 93

[2024 Water Tap Sales Summary.pdf](#) 

10.4 Project Updates

94 - 95

[2024.11.19 FCLWD Update - Capital Project - Zone 5 Phase 2.pdf](#) 

[2024.11.19 FCLWD Update - Capital Project - Western Backbone Phase 2.pdf](#) 

11. (8:30pm) Staff Annual Bonus

11.1 **Determine and approve annual bonus for staff to be paid under the 2024 budget year (ACTION REQUIRED):**

Presenter: Chris Pletcher and Jessica Decker

Recommended Motion: Move to Direct the General Manager to issue annual bonus for staff per board direction to be paid under the 2024 budget year.

Moved by: Denis Symes

Seconded by: Peter O'Neill

Carried 5-0

12. (8:45pm) Personnel Matter

12.1 **Executive Session: The Board may enter into executive session as authorized by Section §24-6-104(4)(f), C.R.S. for discussion of personnel matters involving the General Manager's Annual Performance Review, who has previously been informed of and consented to the Executive Session.**

Recommended Motion: Move that The Board enter into executive session as authorized by Section §24-6-104(4)(f), C.R.S. for discussion of personnel matters involving the General Manager's Annual Performance Review, who has previously been informed of and consented to the Executive Session.

Moved by: Stephen Smith

Seconded by: Denis Symes

Carried 5-0

13. (9:15pm) Other Business

14. (9:20pm) Adjournment

Board Secretary

Chairman

Draft



Fort Collins-Loveland Water District Minutes
Tuesday, October 15, 2024 7:00 PM
5150 Snead Drive, Fort Collins, CO

Page

1. (7:00pm) Roll Call

*Directors
Present:*

James Borland, Chairman

*William Dieterich, Vice-Chairman,
Stephen Smith, Director*

Others Present:

*Chris Pletcher - General Manager/
Secretary,*

Liza Hayden - Special Projects Manager,

Amanda Proctor - Finance Director,

Sandra Bratlie - District Engineer ,

Linsey Chalfant - Engineer III,

*Eric Dowdy - IT and Data/Systems
Manager,*

Carlos Medina - Engineer III,

*Jan Sitterson - Tri-Districts, Water
Resources,*

Scott Holwick - Lyons Gaddis via Zoom,

Karen Mitchell - Customer,

Ken Mitchell - Customer,

Brian Jessen - Black & Veatch,

Aaron P Million - Million,

Stacey Mast - Stifel,

Alan Matlosz - Stifel,
Rich Denig - Resident,
Britt Kronkosky - Customer

Peter O'Neill, Treasurer - Excused absence

Denis Symes, Director - Excused absence

2. (7:05pm) Consideration of Agenda

No changes

3. (7:10pm) Public Comments

No public comment

4. (7:15pm) Consent Agenda

- 4.1 **Acceptance of the minutes of the Regular Board meeting of September 17, 2024 and Special Board Meeting of October 3, 2024.** # - #

[Minutes - Fort Collins-Loveland Water District - Sep 17 2024.pdf](#) 

[Minutes - Fort Collins-Loveland Water District Special Board Meeting - Oct 03 2024.pdf](#) 

- 4.2 **Financial Statements** # - #

Presenter: Amanda Proctor

[09.30.24 FCLWDFS.pdf](#) 

- 4.3 **Distributions** # - #

Presenter: Amanda Proctor

[24-09 Distributions.pdf](#) 

Recommended Motion: Move to approve the Consent Agenda. # - #

Moved by: Stephen Smith

5. **(7:20pm) Public Hearing for 2024 Amended Budget (ACTION REQUIRED):**

Presenter: Amanda Proctor

Introduction to the 2024 Amended Budget and Staff Recommendation

Open Public Hearing to Presentation and Discussion

Public Comment - **No public comment**

Close Public Hearing

Board Discussion

6. **(7:30pm) Public Hearing for 2025 Budget and Associated Rates and Fees (ACTION REQUIRED):**

Presenter: Amanda Proctor

Introduction to the 2025 Budget and Staff Recommendation

Open Public Hearing to receive Public Comment

Public Comment - **Richard Denig, Ken Mitchell**

Close Public Hearing

Board Discussion

7. **(7:50pm) Financial Items**

7.1 Discussion of Issuing Debt by Stifel

Presenter: Stacey Mast and Alan Matlosz

7.2 Board Discussion on Proposed Budget and direction to Staff

8. **(8:10pm) Capital Projects**

8.1 **Alkire Farm Recharge Pond Design -Allocation Request #01 (ACTION REQUIRED):**

-

Presenter: Sam Lowe

[2024.10.15 AlkireFarmRechargePond.pdf](#) 

Recommended Motion: Move that the Board approve the Allocation of \$93,000.00 for the Alkire Farm Recharge Pond Project Design. # - #

Moved by: William Dieterich
Seconded by: Stephen Smith

Carried 3-0

8.2 **Trilby Tank Expansion Project -Allocation Request #05 (ACTION REQUIRED):** # - #

Presenter: Carlos Medina

[2024.10.15 Trilby Tank Expansion Cover Memo Allocation Request #05.pdf](#) 

Recommended Motion: Move that the Board approve the Allocation of \$3,627,500.00 for the Trilby Tank Expansion Project. # - #

Moved by: Stephen Smith
Seconded by: William Dieterich

Carried 3-0

9. (8:30pm) District Administration

9.1 **Resolution Authorizing Conveyance of Cobb Lake Property (ACTION REQUIRED):** # - #

Presenter: Chris Pletcher

[Resolution 2024.10.15.01 Conveyance of Real Property to CLRWTA.pdf](#) 

Recommended Motion: Move that the Board approve the Resolution 2024.10.15.01 Authorizing Conveyance of Cobb Lake Property. # - #

Moved by: Stephen Smith
Seconded by: William Dieterich

Carried 3-0

10. (8:35pm) Water Resources

10.1 Update on Quarterly Gap Analysis

-

Presenter: Jan Sitterson

[Quarterly Gap 10.10.2024.pdf](#) 

10.2 **Approval of Purchase of Miller Land & Livestock of Northern Colorado, LLC & Stockmens Bank NPIC 1.5 shares in the amount of \$375,000.00 with a broker fee of \$7,500.00 and authorize the General Manager to sign closing documents (ACTION REQUIRED):**

Recommended Motion: Move that the Board approve the purchase of Miller Land & Livestock of Northern Colorado, LLC & Stockmens Bank NPIC 1.5 shares in the amount of \$375,000.00 with a broker fee of \$7,500.00 and authorize the General Manager to sign closing documents.

Moved by: William Dieterich

Seconded by: Stephen Smith

Carried 3-0

10.3 **Approval of Purchase of NPIC 1.0 share in the amount of \$250,000.00 and authorize the General Manager to sign closing documents (ACTION REQUIRED):**

Recommended Motion: Move that the Board approve the purchase of NPIC 1.0 share in the amount of \$250,000.00 and authorize the General Manager to sign closing documents.

Moved by: Stephen Smith

Seconded by: William Dieterich

Carried 3-0

10.4 **Approval of Purchase of NPIC 1.0 share in the amount of \$250,000.00 and authorize the General Manager to sign closing documents (ACTION REQUIRED):**

Recommended Motion: Move that the Board approve the purchase of NPIC 1.0 share in the amount of \$250,000.00

and authorize the General Manager to sign closing documents.

Moved by: Stephen Smith

Seconded by: William Dieterich

Carried 3-0

11. (8:55pm) Manager's Report

11.1 General Information

11.2 Staffing Update

11.3 Tap purchases

-

[2024 Water Tap Sales Summary.pdf](#) 

11.4 Project Updates

-

[2024.10.16 FCLWD Update - Capital Project - Western](#)

[Backbone Phase 2.pdf](#) 

[2024.10.15 FCLWD Update - Capital Project - Zone 5 Phase](#)

[2.pdf](#) 

12. (9:05pm) Executive Session

12.1 **The Board of Directors will conduct an executive session pursuant to Section 24-6-402(4)(b), C.R.S. for the purpose of a conference with the District's legal counsel regarding specific legal questions pertaining to the Montava Development (ACTION REQUIRED):**

Recommended Motion: Move that the Board of Directors will conduct an executive session pursuant to Section 24-6-402(4)(b), C.R.S. for the purpose of a conference with the District's legal counsel regarding specific legal questions pertaining to the Montava Development.

Moved by: Stephen Smith

Seconded by: William Dieterich

Carried 3-0

13. (9:20pm) Other Business

- 13.1 Approval to sign Common Interest and Confidentiality agreement regarding Water Case No. 20CW3208 In District Court Division 1 (ACTION REQUIRED):

Recommended Motion: Move that the Board sign Common Interest and Confidentiality agreement regarding Water Case No. 20CW3208 In District Court Division 1.

Moved by: William Dieterich

Seconded by: Stephen Smith

Carried 3-0

14. (9:25pm) Adjournment

Board Secretary

Chairman

MINUTES OF EXECUTIVE SESSION

Regarding the executive session referred to in the Minutes of the Board Meeting of the Fort Collins-Loveland Water District on October 15, 2024, it was duly moved and seconded that the Board enter into an executive session pursuant to Sec. 24-6-402(4)(b), C.R.S., for the purposes of receiving specific legal advice from the District's special water counsel, Scott Holwick, on the District's opposition to the Montava Development and the water court application related thereto. The motion carried unanimously and the Board entered into an executive session.

Mr. Holwick specifically advised the Board with respect to status of the water court proceeding and its timeline, as well as various strategies, questions and concerns raised by the Board members regarding the District's role in the proceeding now and as trial approaches, all such advice constituting privileged attorney-client communications in the opinion of Mr. Holwick.

CERTIFICATION BY REGISTERED ATTORNEY

I, Scott Holwick, Reg. No. 32009, hereby certify that the executive session was devoted to providing specific legal advice to the Board of Directors regarding the above-referenced legal issues, and that all such communications were privileged under applicable Colorado law and Supreme Court rules.



Scott E. Holwick

CERTIFICATION BY BOARD PRESIDENT

I, hereby certify that I served as chairperson of the executive session of the Board of Directors held on October 15, 2024, and that the entire session was confined to the receipt of specific legal advice from the Board's special water counsel, and that no other matters were discussed.



President and Chair



Fort Collins-Loveland Water District Special Board Meeting Minutes
Thursday, October 3, 2024 1:00 PM
5150 Snead Drive, Fort Collins, CO

1. Roll Call

Directors Present:

*James Borland, Chairman
William Dieterich, Vice-Chairman,
Peter O'Neill, Treasurer,
Stephen Smith, Director
Denis Symes, Director*

Others Present:

*Chris Pletcher - General Manager / Secretary,
Liza Hayden - Special Projects Manager,
Amanda Proctor - Finance Director,
Sandra Bratlie - District Engineer ,
Jessica Decker - Human Resources Manager,
Eric Dowdy - IT and Data/Systems Manager*

2. Budget Review

3. Other Business

4. Adjournment

Board Secretary

Chairman

Draft



ATTORNEY STATEMENT

Pursuant to Section 24-6-402(2)(d.5)(II)(B), C.R.S., I, Allison Ulmer, state that the law firm of Collins Cole Winn & Ulmer, PLLC is General Counsel to the Fort Collins-Loveland Water District, and that I was present at the time the Board convened in Executive Session on November 13, 2024. I further state that the Executive Session was not recorded because it constituted a privileged attorney-client communication and that no electronic record thereof was necessary. The Board did not adopt any proposed policy, position, rule, regulation or take any formal action during the Executive Session.

Date: November 15, 2024

Signature: 

FORT COLLINS – LOVELAND WATER DISTRICT

MONTHLY FINANCIAL REPORT

October 31, 2024*

- **Page 1 – Aged Accounts Receivable**
- **Page 1 – Metered Revenue Comparison**
- **Page 2 – Cash and Investments**
- **Page 2 – Expenditures**
- **Page 3 – Investment Account Review**
- **Page 4 – Revenue and Expenses – Budget vs. Actual**
- **Page 9 – Tap Sales**

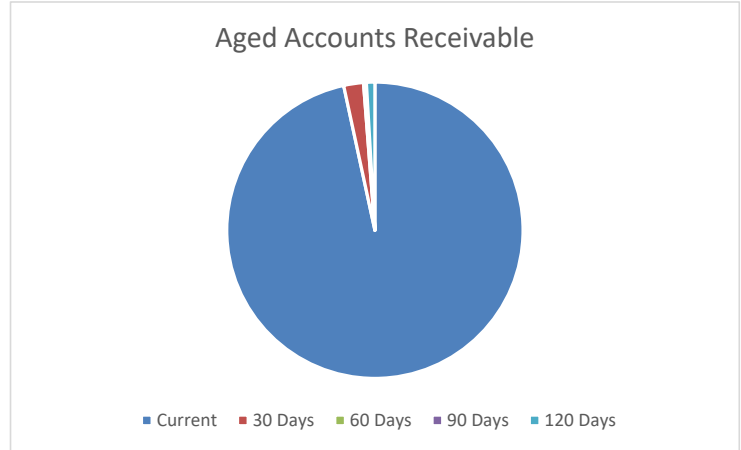
***Numbers in this report are subject to change as items are posted into the period they occurred.**



October 31, 2024

Aged Accounts Receivable (Customer Billings)

Current	\$ 1,904,540	96.6%
30 Days	42,487	2.2%
60 Days	4,363	0.2%
90 Days	1,790	0.1%
120 Days	18,099	0.9% *
	<u>\$ 1,971,279</u>	100.0%

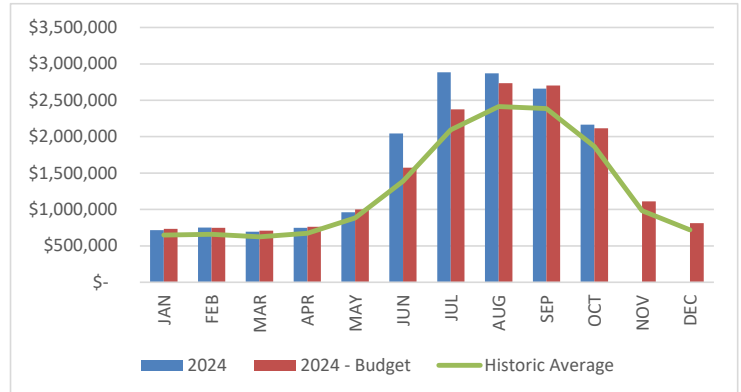


*Accounts greater than 120 days have service disconnected

Note> Above amounts *excludes* credits on customer accounts.

Metered Revenue Comparison

	2024	2024 - Budget	Historic Average
JAN	\$ 717,455	\$ 733,768	647,558
FEB	751,981	746,716	658,984
MAR	694,737	707,227	624,135
APR	747,242	761,395	671,939
MAY	960,109	999,294	881,887
JUN	2,042,829	1,572,294	1,387,565
JUL	2,883,341	2,373,940	2,095,026
AUG	2,869,450	2,735,142	2,413,789
SEP	2,658,526	2,703,595	2,385,950
OCT	2,163,947	2,114,617	1,866,170
NOV	-	1,112,331	981,643
DEC	-	813,769	718,159
Totals	\$ 16,489,617	\$ 17,374,088	\$ 15,332,804



Metered revenue includes billings to customers and is the primary source of operating revenue. Customers are billed for the prior month's consumption. The fluxuation year over year is the result of weather variations, increase in number of customers served and rate increases.

The historic average is the average of the last three years' actual revenue.



October 31, 2024

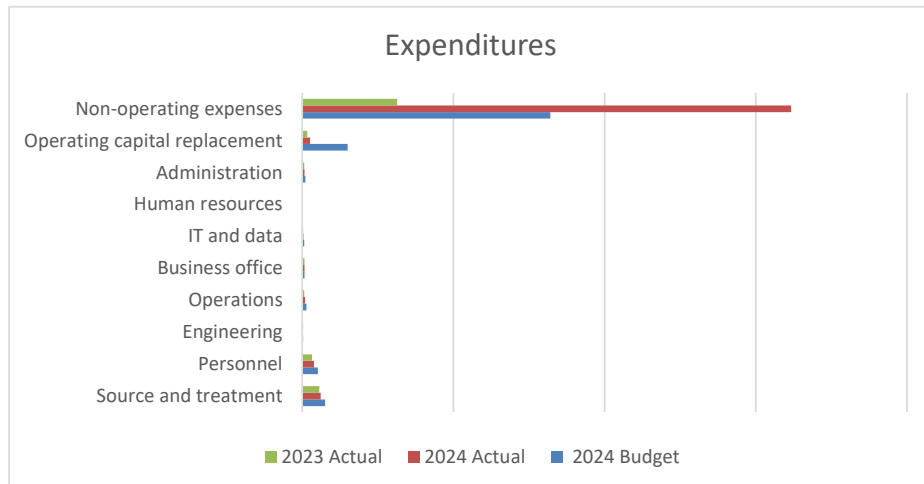
Cash and Investments

		Yield**	
Cash on Hand			\$ 100
Cash in Bank			1,737,760
Savings			
	1st Bank Liquid Asset	3.10%	634,114
	Colotrust	5.02%	2,659,094
	CSAFE	4.96%	1,778,535
Government Securities		3.95%	117,260,761
			<u>124,070,363</u>
Available Cash and Investments			<u><u>\$ 124,070,363</u></u>

**Monthly Average Annual Yield

Expenditures

Department	2024 Budget	2024 Actual	2023 Actual
Source and treatment	\$ 7,562,105	\$ 6,111,004	\$ 5,636,418
Personnel	5,152,942	3,950,763	3,247,510
Engineering	318,660	160,968	275,669
Operations	1,388,700	990,763	648,916
Business office	805,700	757,477	740,607
IT and data	664,625	392,658	275,555
Human resources	34,200	196	181
Administration	1,005,770	744,423	647,940
Operating capital replacement	15,006,350	2,615,270	1,726,785
Non-operating expenses	82,071,278	161,726,924	31,447,246
	<u>\$ 114,010,330</u>	<u>\$ 177,450,446</u>	<u>\$ 44,646,826</u>



MSSB Account Summary

Functional Currency: USD 10/01/2024 - 10/31/2024

ICAP-Fort Collins Loveland (83270)

Dated: 11/04/2024

[Return to Table of Contents](#)

Accounting

Balance Sheet Classification

	Book Value	Market Value
Cash & Cash Equivalents	19,144,839.36	19,144,839.36
Short Term Investments	42,536,368.19	42,460,727.50
Long Term Investments	55,674,037.95	55,717,240.00
Accrued Interest Receivable	898,124.34	898,124.34
Equity	0.00	0.00
Alternative Investments	0.00	0.00
Total	118,253,369.84	118,220,931.20

Unrealized Gain/Loss

Beginning Unrealized Gain/Loss	433,680.67
Unrealized Gain	140,366.73
Unrealized Loss	-172,805.37
Net Unrealized Gain/Loss	-32,438.64
Change Unrealized Gain/Loss	-466,119.31

Interest Income Detail

	Tax Exempt	Taxable
Beginning Accrued	0.00	853,639.60
Purchased Accrued	0.00	0.00
Sold Accrued	0.00	0.00
Coupons Received	0.00	309,483.58
Equity Dividends Received	0.00	0.00
Interest Accrued In Period	0.00	353,968.32
Other Income	0.00	0.00
Interest Income Total	0.00	353,968.32
Ending Accrued	0.00	898,124.34

Amortization/Accretion

	Tax Exempt	Taxable
Beginning Amortized Cost	0.00	117,013,118.91
Purchases	0.00	6,354,259.88
Sales	0.00	6,032,843.80
Ending Amortized Cost	0.00	117,355,245.50
Amortization/Accretion	0.00	65,486.81

Realized Gain/Loss

Realized Gain	0.00
Realized Loss	0.00
Realized Impairment Loss	0.00
Net Realized Gain/Loss	0.00
Realized Gains	-32,843.80

Performance

Summary

	Actual	Annualized
Income Return	0.33%	3.95%
Price Return	-0.39%	-4.54%
Total Return	-0.06%	-0.75%

Market Value

Daily Average Market Value	118,171,992.08
Beginning Market Value	118,300,439.18
Ending Market Value	118,220,931.20
Change In Market Value	-79,507.98

Transactions

Purchases/Sales/Maturities/Redemptions

	Purchases	Sales	Maturities	Redemptions
Cash & Cash Equivalents	-6,354,259.88	32,843.80	0.00	0.00
Short Term Marketable Securities	0.00	0.00	6,000,000.00	0.00
Long Term Marketable Securities	0.00	0.00	0.00	0.00
Equities	0.00	0.00	0.00	0.00
Funds	0.00	0.00	0.00	0.00
Alternative Investments	0.00	0.00	0.00	0.00
Total	-6,354,259.88	32,843.80	6,000,000.00	0.00

Cash Transfers

Cash Transfers	0.00
----------------	------

Security Transfers

Transfers In	0.00
Accrued Transfers In	0.00
Transfers Out	0.00
Accrued Transfers Out	0.00
Total	0.00

Risk

Summary

Purchase Yield	3.871
Duration (Years)	0.880
Duration (Days)	321
WAM (Effective)	0.924
WAM (Days)	337.000
Avg Credit Rating	AAA/Aaa/AAA

Duration

0-90 Days	22.98
90-180 Days	9.47
180-365 Days	23.35
1-2 Years	40.86
Over 2 Years	3.34

Credit Ratings

AAA/Aaa	100.00
AA/Aa	0.00
A/A	0.00
BBB/Baa	0.00
Non-Invest	0.00
Not Rated	0.00

Sectors

Cash	16.19
Government	75.28
Agency	1.89
Municipal	0.00
Corporate	6.64
Asset Backed	0.00
Mortgage Backed	0.00
Equity	0.00



**FORT COLLINS - LOVELAND WATER DISTRICT
SCHEDULE OF REVENUE AND EXPENDITURES -
BUDGET vs ACTUAL**

	Approved Budget	Actual - Budgetary Basis	Variance Under Budget (Over Budget)	Percentage of Budget
Revenue				
Operating Revenue				
Metered revenue	\$ 17,374,088	\$ 16,489,617	\$ 884,471	94.91%
Water sales - construction	475,000	378,904	96,096	79.77%
Town of Windsor	466,438	507,019	(40,581)	108.70%
Water rental	200,000	427,645	(227,645)	213.82%
Miscellaneous income	175,000	200,412	(25,412)	114.52%
Property Tax (1.500 mills)	1,706,955	1,874,787	(167,833)	109.83%
Total operating revenue	20,397,481	19,878,384	(519,096)	97.46%
Non-Operating Revenue				
Interest on investments	2,600,000	5,032,722	(2,432,722)	193.57%
Tap fees (water)	19,200,000	15,881,285	3,318,715	82.72%
Tap fees (PIF)	6,800,000	5,991,389	808,611	88.11%
Meter fees	166,000	158,755	7,245	95.64%
Inclusion fees	-	839	839	0.00%
Total non-operating revenue	28,766,000	27,064,990	(1,701,010)	94.09%
Total revenue	49,163,481	46,943,375	(2,220,106)	95.48%
Expenses				
Source and Treatment				
Assessments	1,650,000	1,245,947	404,053	75.51%
Soldier Canyon	3,230,151	2,663,945	566,206	82.47%
City of Loveland	30,000	1,743	28,257	5.81%
City of Fort Collins - Water Sale IGA	2,606,954	2,103,312	503,642	80.68%
Other water districts	15,000	30,163	(15,163)	201.08%
Water resource consulting	30,000	5,920	24,080	19.73%
Utilities - Farm	-	3,373	(3,373)	0.00%
R & M - Farm	-	56,602	(56,602)	0.00%
Total source and treatment	7,562,105	6,111,004	1,451,101	80.81%
Personnel				
Wages	3,860,000	2,779,886	1,080,114	72.02%
Overtime & on-call pay	96,500	124,841	(28,341)	129.37%
Payroll taxes	308,800	224,896	83,904	72.83%



**FORT COLLINS - LOVELAND WATER DISTRICT
SCHEDULE OF REVENUE AND EXPENDITURES -
BUDGET vs ACTUAL**

	Approved Budget	Actual - Budgetary Basis	Variance Under Budget (Over Budget)	Percentage of Budget
Medical insurance	452,542	503,309	(50,768)	111.22%
Life insurance	57,000	52,550	4,450	92.19%
Retirement	231,600	157,857	73,743	68.16%
Worker's compensation ins	15,000	25,380	(10,380)	169.20%
Education & training	60,000	18,249	41,751	30.41%
Cell phone service	16,000	17,409	(1,409)	108.81%
Safety program	26,000	18,817	7,183	72.37%
Uniforms	15,000	7,290	7,710	48.60%
Employee awards & recognition	6,500	13,892	(7,392)	213.72%
Recruiting & onboarding	5,000	4,372	628	87.44%
Dues & subscriptions	2,000	1,775	226	88.73%
Travel	1,000	242	758	24.18%
Total personnel	5,152,942	3,950,763	1,202,178	76.67%
Engineering				
Consulting	235,000	93,306	141,694	39.70%
Fuel	6,000	6,479	(479)	107.99%
Miscellaneous	1,500	2,008	(508)	133.84%
R & M - equipment	10,000	1,753	8,247	17.53%
R & M - vehicles	4,000	5,410	(1,410)	135.25%
Software maintenance	56,160	43,058	13,102	76.67%
Supplies	6,000	8,955	(2,955)	149.24%
Total engineering	318,660	160,968	157,692	50.51%
Operations				
R & M - lines & equipment	415,000	401,031	13,969	96.63%
R & M - tanks	160,000	233	159,767	0.15%
Fuel	40,000	25,979	14,021	64.95%
Office supplies	2,000	252	1,748	12.62%
R & M - vehicles	45,000	48,854	(3,854)	108.56%
Supplies	10,000	36,415	(26,415)	364.15%
Utilities - pump stations	250,000	284,408	(34,408)	113.76%
Potholing	50,000	43,915	6,085	87.83%
R & M - remote facilities	220,000	17,867	202,133	8.12%
Telemetry	112,200	119,141	(6,941)	106.19%
Consulting	60,000	-	60,000	0.00%



**FORT COLLINS - LOVELAND WATER DISTRICT
SCHEDULE OF REVENUE AND EXPENDITURES -
BUDGET vs ACTUAL**

	Approved Budget	Actual - Budgetary Basis	Variance Under Budget (Over Budget)	Percentage of Budget
Software maintenance	24,500	12,669	11,831	51.71%
Total operations	1,388,700	990,763	397,937	71.34%
Business office				
Bank service charges	45,000	28,651	16,349	63.67%
Miscellaneous expense	500	-	500	0.00%
On-line bill processing	125,000	105,336	19,664	84.27%
Payroll processing	13,000	9,164	3,836	70.50%
Postage	71,000	75,386	(4,386)	106.18%
Printing	46,000	51,598	(5,598)	112.17%
Publications & notices	1,000	281	719	28.08%
R & M - office equipment	11,000	3,682	7,318	33.47%
Software maintenance	90,000	54,404	35,596	60.45%
Supplies	19,000	15,465	3,535	81.39%
Consulting	136,200	237,753	(101,553)	174.56%
Customer relations	6,000	5,282	718	88.03%
Water conservation	100,000	36,214	63,786	36.21%
Meter hosting service	50,000	49,156	844	98.31%
Water quality testing	45,000	35,403	9,597	78.67%
Utility locates	30,000	38,595	(8,595)	128.65%
Fuel	13,000	9,727	3,273	74.82%
R & M - vehicles	4,000	1,382	2,618	34.56%
Total business office	805,700	757,477	48,223	94.01%
IT and data				
Consulting	596,000	333,535	262,465	55.96%
Security	25,525	26,155	(630)	102.47%
Telephone	25,000	25,844	(844)	103.38%
Software renewal and maintenance	17,100	6,659	10,441	38.94%
Supplies	1,000	465	535	46.53%
Total IT and data	664,625	392,658	271,967	59.08%



**FORT COLLINS - LOVELAND WATER DISTRICT
SCHEDULE OF REVENUE AND EXPENDITURES -
BUDGET vs ACTUAL**

	Approved Budget	Actual - Budgetary Basis	Variance Under Budget (Over Budget)	Percentage of Budget
Human resources				
Consulting	30,000	-	30,000	0.00%
Software renewal and maintenance	1,200	-	1,200	0.00%
Supplies	3,000	196	2,804	6.53%
Total human resources	34,200	196	34,004	0.57%
Administration				
Directors' fees	14,400	8,400	6,000	58.33%
Directors' payroll taxes	1,150	659	491	57.34%
Directors' expense	15,000	21,234	(6,234)	141.56%
Audit & consulting fees	27,500	27,633	(133)	100.48%
Collection fees	18,748	35,609	(16,861)	189.94%
Consulting services	50,000	8,576	41,424	17.15%
Contingency	15,000	9,883	5,117	65.89%
Dues & subscriptions	13,950	14,135	(185)	101.33%
Insurance - liability	78,480	136,700	(58,220)	174.18%
Insurance - property	120,042	106,770	13,272	88.94%
Janitorial service	20,000	18,462	1,538	92.31%
Legal	250,000	224,275	25,725	89.71%
Miscellaneous expenses	100	0	100	0.44%
R & M - administration building	250,000	43,940	206,060	17.58%
Utilities - admin building	40,000	25,652	14,348	64.13%
Fuel	7,000	3,544	3,456	50.63%
R & M - vehicles	4,000	615	3,385	15.37%
Leased office space	80,400	58,333	22,067	72.55%
Total administration	1,005,770	744,423	261,347	74.02%
Operating expenses before operating capital replacement	16,932,702	13,108,252	3,824,449	
Operating income (loss) before operating capital replacement	3,464,779	6,770,132	(3,305,353)	
Operating Capital Replacement				
Source & treatment - operating	910,000	201,375	708,625	22.13%
Meters - operating	299,650	448,564	(148,914)	149.70%
Distribution - operating	12,078,000	1,607,223	10,470,777	13.31%
Operations equipment	316,700	196,533	120,167	62.06%



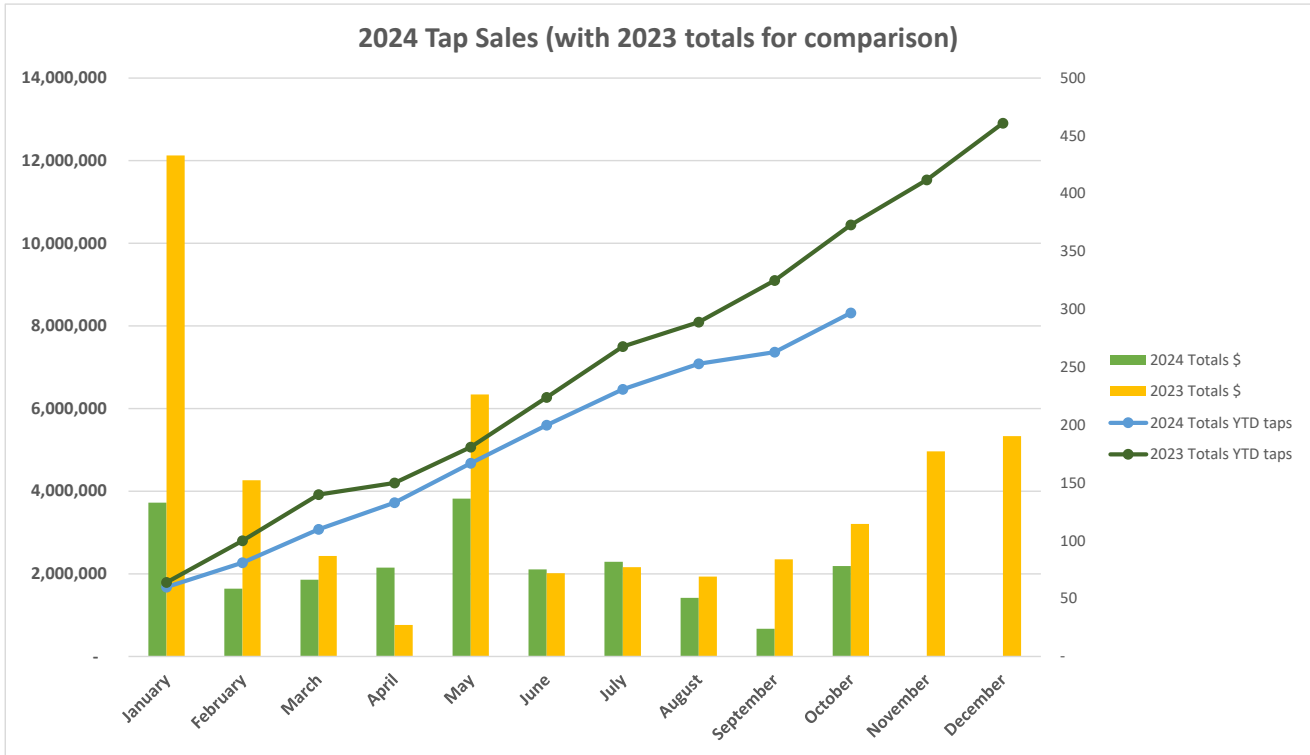
**FORT COLLINS - LOVELAND WATER DISTRICT
SCHEDULE OF REVENUE AND EXPENDITURES -
BUDGET vs ACTUAL**

	Approved Budget	Actual - Budgetary Basis	Variance Under Budget (Over Budget)	Percentage of Budget
Office & engineering equipment	292,000	144,635	147,365	49.53%
Building improvements - operating	1,110,000	16,939	1,093,061	1.53%
Total operating capital replacement	15,006,350	2,615,270	12,391,080	17.43%
Total operating expenses	31,939,052	15,723,522	16,215,530	49.23%
Operating income (loss)	(11,541,571)	4,154,862	(15,696,433)	
Non-Operating Expenses				
<i>DEBT RELATED EXPENSES</i>				
Interest on CWCB notes	5,597	5,596	1	99.99%
Debt service - CWCB notes	11,989	11,989	-	100.00%
Interest on bonds (2023 issue)	3,594,792	3,594,792	0	100.00%
Debt service - 2023 issue	3,070,000	3,070,000	-	100.00%
<i>CAPITAL PURCHASES & PROJECTS</i>				
Source & treatment	2,350,000	11,260	2,338,740	0.48%
Water projects / acquisitions	15,915,000	138,576,702	(122,661,702)	870.73%
Water storage	2,615,100	2,321,634	293,466	88.78%
Meters	498,800	449,469	49,331	90.11%
Distribution	54,010,000	13,397,631	40,612,369	24.81%
<i>CLRWTA EXPENSES</i>				
Contract support	-	50,004	(50,004)	0.00%
Legal	-	32,778	(32,778)	0.00%
Marketing & public relations - no cost share with partners	-	33,144	(33,144)	0.00%
Dues & subscriptions	-	341	(341)	0.00%
CLRWTA annual operating expense - FCLWD only	-	68,923	(68,923)	0.00%
Water line transmission design & construction	-	102,660	(102,660)	0.00%
Total non-operating expenses	82,071,278	161,726,924	(79,655,646)	197.06%
Total expenses	114,010,330	177,450,446	(63,440,116)	155.64%
Nonoperating income (loss)	(53,305,278)	(134,661,934)	81,356,656	
Net Income (Loss)	\$ (64,846,849)	\$ (130,507,071)	\$ (65,660,222)	



October 31, 2024

Tap Sales



	Water Purchased		Water Provided		City Water		2024 Totals			2023 Totals		
	# of taps	\$	# of taps	\$	# of taps	\$	# of taps	\$	YTD taps	# of taps	\$	YTD taps
January	59	3,710,125	1	13,021	-	-	60	3,723,146	60	64	12,125,631	64
February	21	1,642,400	-	-	-	-	21	1,642,400	81	36	4,266,293	100
March	29	1,855,560	-	-	-	-	29	1,855,560	110	40	2,430,549	140
April	23	2,149,968	-	-	-	-	23	2,149,968	133	10	759,955	150
May	34	3,821,240	-	-	-	-	34	3,821,240	167	31	6,339,743	181
June	33	2,109,760	-	-	-	-	33	2,109,760	200	43	2,013,068	224
July	31	2,293,000	-	-	-	-	31	2,293,000	231	44	2,160,416	268
August	22	1,418,120	-	-	-	-	22	1,418,120	253	21	1,933,897	289
September	10	670,920	-	-	-	-	10	670,920	263	36	2,353,585	325
October	32	2,154,560	2	34,000	-	-	34	2,188,560	297	48	3,208,643	373
November			-	-	-	-	-	-	-	39	4,965,457	412
December			-	-	-	-	-	-	-	49	5,332,087	461
Totals	294	21,825,653	3	47,021	-	-	297	21,872,674		461	47,889,322	

DISTRICT TAP TOTAL 20,454

**FORT COLLINS-LOVELAND WATER DISTRICT
DISTRIBUTIONS
October 2024**

Check #	Issues To	Description	Amount
93444	JAMES BORLAND	DIRECTORS' FEES	92.35
93445	WILLIAM DIETERICH	DIRECTORS' FEES	92.35
93446	PETER O'NEILL	DIRECTORS' FEES	92.35
93447	STEPHEN W SMITH	DIRECTORS' FEES	92.35
93448	DENIS SYMES	DIRECTORS' FEES	92.35
93449 - 93465	CUSTOMER REFUNDS	OVERPAYMENT REFUNDS	2,487.87
93466	4 RIVERS EQUIPMENT, LLC	SERVICE JOHN DEERE - VIN: 1DW444KHPKF696364	870.77
93467	AMAZON CAPITALSERVICES	PATIO CHAIR CUSHIONS, KEYBOARD AND MOUSE PAD	235.92
93468	ARC, INC.	JANITORIAL SERVICES - 5150 SNEAD AND TRAILERS	1,145.03
93469	A-Z SAFETY SUPPLY	SNEAD FIRST AID REFILL	24.69
93470	BLUE MARGIN, INC.	MDS MONTHLY SUBSCRIPTION	10,000.00
93471	THE JAMAR COMPANY	PREVENTATIVE MAINTENANCE, HVAC	1,629.88
93472	CONVERGINT TECHNOLOGIES LLC	2024 ANNUAL FIRE MONITORING RENEWAL	846.00
93473	CORE & MAIN LP	3 PVC PIPE PE 20' - S. TIMBERLINE, STAINLESS STEEL STRAPS, POLYWRAP CLR - 6-8 DIP 8MIL PERF 22', ALPHA 4 CPLG EPXY, R&M MISC PRODUCTS	9,087.50
93474	EMILY COWLES	MILEAGE - ESRI - LOUISVILLE, MILEAGE - GIS IN THE ROCKES, PARKING - GIS IN THE ROCKIES	180.16
93475	CTL THOMPSON INC	WESTERN BACKBONE - PHASE II - PROSPECT & CEDARWOOD, ZONE 5 - HORSETOOTH-PHASE II	12,492.50
93476	DATA WEST	WEBSHARE EMAILS	4,327.60
93477	DATAPRINT SERVICES, LLC	POSTAGE FOR FCLWD, PRINTING FOR FCLWD	2,218.16

**FORT COLLINS-LOVELAND WATER DISTRICT
DISTRIBUTIONS
October 2024**

Check #	Issues To	Description	Amount
93478	EANALYTICS LABORATORY LLC	WATER QUALITY TESTING - ZONE 5 PHASE II, WATER QUALITY TESTING - ZONE 5 PHASE II	140.00
93479	FORT COLLINS WINLECTRIC	HBLFRGY HUBBELL - TAFT, HBLFRGY HUBBELL - RGWT, SNEAD REPAIRS - THHN 6 BLACK WIRE, SNEAD REPAIRS - THHN 6 GREEN WIRE, SNEAD REPAIRS - MTL 2 GANG BLANK WP GRAY, SNEAD REPAIRS - 30-454 BLUE TW WIRE NUT	219.72
93480	FIRSTBANK	ALKIRE FARM DINNER, BOOKS FOR CYBERSECURITY, CSM RENEWAL 2024, GIS CONFERENCE, ROOM FOR SDA, BIRTHDAY CAKE, BUSINESS OFFICE MEETING, DINNER FOR CREW, FCLWD SWAG, KITCHEN SUPPLIES, OUTREACH BANNER, SAFETY COMMITTEE BREAKFAST, ENGINEERING OFFICE DRINKS & SNACKS, JAW LOCKING PLIER, KITCHEN SUPPLIES, R&M SUPPLIES, FCLWD LOGO STICKERS, MARKETING EMAIL SERVICE, MONTHLY WEBSITE MONITORING/UPDATE SERVICE, START UP DIGITAL PLATFORM, FACEBOOK ADS, OUTREACH BANNER, BOARD MEMBER IT SUPPORT MEMBERSHIP, BOARD DINNER, ROOM FOR SDA, SDA DINNER WITH BOARD, AWWA UTILITY BENCHMARKING, GOPRO BATTERY, CONNELL CREW LUNCH, DRINKS FOR CREW	8,950.74
93481	VOID	VOID	0.00
93482	VOID	VOID	0.00

**FORT COLLINS-LOVELAND WATER DISTRICT
DISTRIBUTIONS
October 2024**

Check #	Issues To	Description	Amount
93483	FORT COLLINS CONNEXION	INTERNET SERVICE FOR SNEAD	429.90
93484	FRONT RANGE RAYNOR	SHOP DOOR REPAIR	181.00
93485	FRONTIER PRINTING	FINAL BILL STATIONARY, DOOR HANGER NOTICES	1,740.00
93486	GRAY MATTER SYSTEMS, LLC	MONTHLY MAINTENANCE	7,400.00
93487	GREYSTONE TECHNOLOGY	TZ370 SONIC WALL APPLIANCE, TOTALCARE PREMIER, LICENSE FOR MS OFFICE 2021 FOR SCADA MACHINE	18,596.97
93488	HENSEL PHELPS CONSTRUCTION CO	LONGVIEW PUMP STATION - SITE INVESTIGATION, AIRPORT PUMP STATION - SITE INVESTIGATION	26,016.00
93489	HIXON MFG & SUPPLY CO	ADJUST LEVEL & MAN HOLE PULLER	70.48
93490	LIGHTFIELD ENTERPRISES	TRAFFIC CONTROL - 810 RIDGE W DR, WINDSOR	8,458.58
93491	LOVELAND FORD- LINCOLN	R&M_MAINTENANCE TRUCK_VIN: 1FDUF5HT4HEB14301	213.97
93492	MAXEY TRAILER SALES & TRUCK FITTING	DOT INSPECTION - BIG TEX - VIN: 16VDX1223H5068751	150.00
93493	MEDICINE FOR BUSINESS AND INDUSTRY	DOT SCREENING - KUNZIE, DOT SCREENING - GUERRA	75.00
93494	O'REILLY FIRST CALL	WIPER BLADES - TRUCK 1124 - VIN: 1FTMF1EP1PKE11742, LIGHT - DUMP TRUCK - VIN: 3HTGRSNT9GN216453	52.11
93495	PLEASENT VALLEY & LAKE CANAL CO.	ZONE 5 PH2 REIMBURSEMENT OF LEGAL & ENGINEERING FEES	3,492.00
93496	ROBERT HALF	TEMP AGENCY	3,864.79
93497	ROCKY MOUNTAIN BOTTLED WATER	5 GAL PURIFIED WATER	32.92
93498	SIMON	67 ROCK	2,082.49

**FORT COLLINS-LOVELAND WATER DISTRICT
DISTRIBUTIONS
October 2024**

Check #	Issues To	Description	Amount
93499	TST CONSULTING ENGINEERS, INC.	BUSS GROVE 24" WATERLINE	1,287.65
93500	UTILITY NOTIFICATION CENTER	RTL TRANSMISSIONS, POSITIVE RESPONSE RE-NOTIFICATION	2,801.88
93501	VERIZON CONNECT FLEET USA LLC	FLEET GPS SERVICES - FCLWD	727.45
93502	WESTERN STATES LAND SERVICES LL	CLRWTA TRANSMISSION LINE, TRILBY TANK EXPANSION - AS NEEDED REAL ESTATE SERVICES	1,571.17
93503	WEX BANK	ENGINEERING FUEL, OPERATIONS FUEL, ADMIN FUEL, OFFICE & FIELD SERVICES FUEL	4,443.91
93504	WILDROCK PUBLIC RELATIONS & MARKETING	CLRWTA HOURLY WORK, CLRWTA MONTHLY SERVICES, MICROSOFT 365 MONTHLY FEE, MONTHLY SERVICES, SEPTEMBER HOURLY WORK FOR TIMNATH CONSERVATION COMMUNICATIONS	13,391.68
93505	XEROX CORPORATION	BASE CHARGE, BLACK METER CHARGE, COLOR METER CHARGE	313.43
93506	ZULTYS, INC	PHONE SERVICE	829.26
93507 - 93526	CUSTOMER REFUNDS	OVERPAYMENT REFUNDS	3,123.19
93527	VOID	VOID	0.00
93528	VOID	VOID	0.00
93529	ANTHEM BC/BS	FCLWD MEDICAL COVERAGE	48,344.97
93530	BULLHIDE 4X4 AUTO ACCESSORIES	NEW TRUCK SETUP - TRUCK #1129 - VIN:1FTMF1LP2RKE78257	7,946.26
93531	COLORADO SPECIAL DISTRICTS POOL	ADD VEHICLE - 2024 FORD F-150 PICKUP #78257, UPDATE VEHICLE - 2012 FREIGHTLINER M2106 W/ VERMEER SKID VAC #F7716, ADD 2005 CUMMINS 350 KW DIESEL GENERATOR	722.00

**FORT COLLINS-LOVELAND WATER DISTRICT
DISTRIBUTIONS
October 2024**

Check #	Issues To	Description	Amount
93532	CONNELL RESOURCES	ZONE 5 - PH2 HORSETOOTH - 9/1/24-9/27/24, WESTERN BACKBONE PH 2B- 8/1/24-9/27/24, WESTERN BACKBONE PH 2A - 8/11/24-9/27/24	2,397,048.92
93533	CYBER74, LLC	TUNGSTEN COMPLETE - OCTOBER	5,250.00
93534	DANA KEPNER COMPANY	FORD 18" STAINLESS REPAIR CLAMP, 6" 150# RED RUBBER FULL FACE FLANGE BOLT PAK, FORD SERVICE INSULATORS, 520M MXU 1 PORT RADIOS, 2" C2 MEAS CHAMBER, 1" IPERL 3 WIRE TR/PL 1G	41,777.00
93535	DATAPRINT SERVICES, LLC	POSTAGE FOR FCLWD, PRINTING FOR FCLWD	2,917.56
93536	DISCOUNT TIRE	TIRES - TRUCK #1118 - VIN:1FTMF1EP5MKE55335	962.64
93537	FORT COLLINS WINLECTRIC	AIRPORT P.S. - 150-C60NBR ALLEN BRADLEY	1,590.00
93538	CITY OF FORT COLLINS NATURAL AREAS	TRILBY TANK - FEEDER LINE - APPLICATION FEE	5,000.00
93539	WILLIAM KILCOYNE	OFF DUTY OFFICER - 3 HOURS - OCT BOARD MEETING	162.00
93540	LARIMER COUNTY SOLID WASTE	RUBBLE COMMERCIAL	2,007.57
93541	YU MATSUI	OFF DUTY OFFICER ICE CREAM SOCIAL - ENGINEERING	162.00
93542	PRAIRIE MOUNTAIN MEDIA	NOTICE FOR BUDGET HEARING	21.12
93543	PROVIDENCE INFRASTRUCTURE CONSULTANTS	COBB LAKE WATER TRANSMISSION - 240004.00 - 9/11/24 & 10/03/24	49,121.47
93544	REPUBLIC SERVICES #642	WASTE SERVICES	268.22
93545	RESPEC COMPANY, LLC.	TRILBY TANK EXPANSION TO#04 - 70% DESIGN SERVICES	34,304.54
93546	TOWN OF PIERCE	WATER & SEWER AT 15470 WCR 88 3/4 PIERCE	175.00

**FORT COLLINS-LOVELAND WATER DISTRICT
DISTRIBUTIONS
October 2024**

Check #	Issues To	Description	Amount
93547	VESTIS	RESTROOM SERVICE, MAT NYLON/RUBBER, SCRAPER MAT, SERVICE CHARGE, LOGO MATS	278.50
93548	WATER SUPPLY AND STORAGE COMPANY	WSSC ASSESSMENTS	11,322.00
93549	WESTWATER RESEARCH LLC	MONTHLY RETAINER, WATER RESOURCE - CONSULTING	14,056.25
93550	ERB LAW, LLC	CLRWTA GENERAL LEGAL FEES	6,282.62
93551	CITY OF FORT COLLINS	HARMONY AND ROCK CREEK CONNECTIONS - 76.71 MG	228,127.87
93552	WW GRAINGER, INC.	PRY BAR - 17 INCH	53.71
93553	RESOURCE CENTRAL	SPRINKLER EVALUATIONS COMPLETED IN SEPTEMBER	2,562.00
93554	SMARTSHEET INC	ANNUAL RENEWAL	4,200.00
93555	CITY OF FORT COLLINS UTILITIES	ELECTRIC AT 1093 S OVERLAND TRL 536957-86382, ELECTRIC AT 3103 E HARMONY RD MASTER 364522-55780, ELECTRIC AT 5101 ZIEGLER RD PUMP 364522-81399	13,752.88
93556	JAMES BORLAND	DIRECTORS' FEES	92.35
93557	WILLIAM DIETERICH	DIRECTORS' FEES	92.35
93558	VOID	VOID	0.00
93559	STEPHEN W SMITH	DIRECTORS' FEES	92.35
93560	VOID	VOID	0.00
93561	BRUCE R & MICHELLE P EVANS	1 SHARE NPIC	250,000.00
93562	RYAN HOSTETLER	BROKER FEE - 1.5 SHARES NPIC (MILLER)	7,500.00
93563	MILLER LAND & LIVESTOCK OF NORTHERN CO	1.5 SHARES NPIC	375,000.00
93564	HUB ULRICH	1 SHARE NPIC	250,000.00
93565 - 93576	CUSTOMER REFUNDS	OVERPAYMENT REFUNDS	2,147.30

**FORT COLLINS-LOVELAND WATER DISTRICT
DISTRIBUTIONS
October 2024**

Check #	Issues To	Description	Amount
93577	ECO RETAINING WALLS	HYDRANT METER DEPOSIT REFUND	500.00
93578	MOUNTAIN CONSTRUCTION INC	HYDRANT METER DEPOSIT REFUND	500.00
93579	CICHOS CONSTRUCTIONS	HYDRANT METER DEPOSIT REFUND	500.00
93580	SURESHOT DRILLING, LLC	HYDRANT METER DEPOSIT REFUND	500.00
93581	WAYNE'S DIRT WORK INC	HYDRANT METER DEPOSIT REFUND	500.00
93582	TROY FORMING CONCRETE, INC.	HYDRANT METER DEPOSIT REFUND	500.00
93583	TEMPLE CONSTRUCTION CO	HYDRANT METER DEPOSIT REFUND	500.00
93584	CUSTOMER REFUNDS	OVERPAYMENT REFUNDS	375.76
93585	NORTH POUUDRE IRRIGATION CO	NPIC NEW CERTIFICATE FEE - MILLER LAND, NPIC NEW CERTIFICATE FEE - EVANS, NPIC NEW CERTIFICATE FEE - ULRICH	600.00
93586	ACE HARDWARE - FORT COLLINS	MILKHOUSE HEATER 1500W, CLOROX GERMICIDL, WOOD PROTECTOR CLEAR 1.2 GAL, STATE PAINTCARE GAL FEE, ACE BETTER ROLLER 3PK, TRAY LINERS	132.81
93587	ALLY UTILITY CONSULTING	SEPTEMBER WORK - MONTHLY MEETING	11,285.00
93588	AMAZON CAPITALSERVICES	KITCHEN FLOOR MATS, HAND SANITIZERS & ODOR ELIMINATORS, KITCHEN SUPPLIES, 8 FT FOLDING TABLES, TORK MATIC PAPER TOWELS	483.64
93589	AT & T MOBILITY	DISTRICT CELL PHONES & OTHER DEVICES, SECURITY, TELEMETRY	3,843.33

**FORT COLLINS-LOVELAND WATER DISTRICT
DISTRIBUTIONS
October 2024**

Check #	Issues To	Description	Amount
93590	AT&T MOBILITY - CC	PRIVATE APN SIM CARD	15.00
93591	BLUE MARGIN, INC.	AZURE DATA LAKE & ZULTY'S INTEGRATION	12,500.00
93592	CAPSTONE, INC.	SNEAD FACILITY IMPROVEMENTS - HUMBERT - GENERAL LABOR, TRILBY TANK EXPANSION - FEEDER PIPELINE - COST ESTIMATING SERVICES	16,949.80
93593	COBB LAKE REGIONAL WATER TREATMENT	PARTNER CONTRIBUTION FOR BUDGET YEAR 2024	68,923.25
93594	COLORADO SPECIAL DISTRICTS POOL	WORKERS' COMPENSATION - DEDUCTIBLE CLAIM BILLING	18.82
93595	COLORADO STATE TREASURY	UNCLAIMED PROPERTY SUBMITTED TO STATE FOR YEAR ENDING 2022-2023	3,699.77
93596	COLLINS COLE FLYNN WINN ULMER	FCLWD GENERAL LEGAL FEES	8,889.50
93597	CONNELL RESOURCES	ZONE 5 TRANSMISSION - PH2 - 8/1/24-9/30/24, WESTERN BACKBONE TRANSMISSION PH2.1 - 8/1/24-9/30/24, WESTERN BACKBONE TRANSMISSION - PH2 - 7/1/24-9/30/24, ZONE 5 - PHASE 2 HORSETOOTH - 9/1/24-9/24/24	36,250.00
93598	VOID	VOID	0.00
93599	DANA KEPNER COMPANY	3/4" IPERL 3 WIRE TR/PL 1G, IPERL CABLE, 3 WIRE, 6FT, 1-1/2" OMNI C2 METER	50,148.00
93600	DISCOUNTCELL, INC	TELEMETRY MODEM PEPLINK PRIMECARE ANNUAL SUBSCRIPTION	485.10
93601	EANALYTICS LABORATORY LLC	WATER QUALITY TESTING - LADERA, WATER QUALITY TESTING - LADERA	280.00

**FORT COLLINS-LOVELAND WATER DISTRICT
DISTRIBUTIONS
October 2024**

Check #	Issues To	Description	Amount
93602	FORT COLLINS COLORADOAN	RENEWAL SUBSCRIPTION	935.94
93603	CITY OF FORT COLLINS UTILITIES	ELECTRIC AT 4100 S TAFT HILL RD PUMP 334982-21042	4,538.50
93604	GANNETT COLORADO LOCALIQ	HEARING NOTICE	58.26
93605	GREYSTONE TECHNOLOGY	DELL PRECISION 3460 SFF DESKTOPS, PEN TEST REMEDICATION PROJECT, MS CLOUD SERVICES - SEPTEMBER, AZURE CLOUD SERVICES - SEPTEMBER	8,998.31
93606	HDR ENGINEERING INC.	DESKTOP ASSESSMENT CONSULTING SERVICES - 8/25/24- 9/28/24	1,170.00
93607	INSTITUTE FOR THE BUILT ENVIRONMENT	CLRWTA - TRANSMISSION - ALTERNATIVE PROJECT DELIVERY SYSTEM	3,446.00
93608	JAMES PEST CONTROL	PEST TREATMENT 10/7	75.00
93609	NCR PAYMENT SOLUTIONS, FL, LLC	CC & E-CHECK PROCESSING FEES	16,513.20
93610	KANSAS CITY LIFE	DENTAL BENEFITS	2,692.38
93611	LINCOLN FINANCIAL GROUP	LTD/STD/LIFE/ADD	4,765.16
93612	CITY OF LOVELAND	ELECTRIC AT 6900 N BOYD LAKE AVE 0050574-018998, ELECTRIC AT 3951 E COUNTY ROAD 30 0050574-039785, ELECTRIC AT 7450 E CROSSROADS BLVD TANK 0050574-019809	14,923.15
93613	LOVELAND FORD- LINCOLN	R&M - TRUCK #1122 - VIN: 1FTFX1E8XPKE12631	85.15
93614	LYONS GADDIS	FCLWD GENERAL LEGAL FEES	10,482.50
93615	VOID	VOID	0.00

**FORT COLLINS-LOVELAND WATER DISTRICT
DISTRIBUTIONS
October 2024**

Check #	Issues To	Description	Amount
93616	RAFTELIS	PROFESSIONAL FEES, TECHNOLOGY & COMMUNICATIONS CHARGE	4,907.50
93617	ROBERT HALF	TEMP AGENCY	3,514.28
93618	SANDERSON STEWART	AIRPORT TRANSMISSION - CONSTRUCTION	3,323.71
93619	SIMON	67 ROCK	422.50
93620	SOUTH FORT COLLINS SANITATION DISTRICT	SEWER AT 5150 SNEAD - 32621	152.50
93621	WILLIAMS SCOTSMAN, INC.	ADA/IBC STEPS W/ CANOPY, PROF ENTRANCE-STEPS W/ CANOPY, CONFERENCE TABLE 6FT X 3.5FT, DOOR STOP 3' ROUND TABLE	227.00
93622	XCEL ENERGY	ELECTRIC AT 15470 CR 88 3/4 PIERCE 53-0014890778-1	8.77
93623	ZAK GEORGE LANDSCAPING	CLEAN UP TEMPORARY WALKWAY - 5620 FOSSIL CREEK PKWY	940.00
93624 - 93642	CUSTOMER REFUNDS	OVERPAYMENT REFUNDS	3,604.15
93643	AFLAC	SUPPLEMENT INSURANCE - FCLWD	114.18
93644	AHEX TECHNOLOGIES	10% ADVANCE PAYMENT FOR WEBSITE DEVELOPMENT PROJECT	2,250.00
93645	ALL COPY PRODUCTS, INC.	KONICA MINOLTA BIZHUB PRINTER - OPERATIONS, OFFICE, ENGINEERING	1,515.32

**FORT COLLINS-LOVELAND WATER DISTRICT
DISTRIBUTIONS
October 2024**

Check #	Issues To	Description	Amount
93646	AMAZON CAPITALSERVICES	PAPER PLATES, PLASTICWARE, KUERIG DESCALER, COMPUTER MOUSE, PENCILS & SHARPIES, AIR FRESHENER, OFFICE SNACKS, KEURIG STARTER KIT & REPLACEMENT FILTER, WHITEBOARDS. MARKERS, MAGNETS, BLUE COPY PAPER & PAINTER TAPE, ERGO KEYBOARD FOR BOARDROOM, POPCORN SCOOP, NOTEBOOKS	556.54
93647	BECKER SAFETY & SUPPLY	UNIFORM - BEROLO, UNIFORM - VILLALOBOS, UNIFORM - PERKINS	207.00
93648	BRENNTAG PACIFIC, INC.	SODIUM HYPOCHLORITE 55 G DRUM, TRANSPORTATION SURCHARGE	365.60
93649	THE ESTATE OF TERRILY BRUTKE	1 SHARE OF NIPC	250,000.00
93650	CANDLELIGHT DINNER PLAYHOUSE, LLC	FINAL PAYMENT FOR BOARD CHRISTMAS	2,847.81
93651	CD ENGINEERING, INC.	DEVELOPMENT REVIEW AND SPECIFICATIONS UPDATE - PROJECT MANAGER	6,641.00
93652	CONSOLIDATED ELECTRICAL DISTRIBUTORS	CODING TAPE	39.76
93653	COLLINS COMMUNICATIONS	HORSETOOTH MOUNTAIN DMR REPEATER SERVICE	120.00
93654	CONNELL RESOURCES	HWY 392 WATERLINE LEAK REPAIR - 8/10/24-9/27/24	28,111.24
93655	CONVERGINT TECHNOLOGIES LLC	SNEAD SECURITY CAMERA MAINTENANCE, MAINTENANCE REMOTE SITES	2,032.50
93656	CORE & MAIN LP	R&M STOCK, 3" SADDLE, 3X3/4CC SADDLE, TAPT REP CLIP, 6" REPAIR CLAMP, 18" STEEL REPAIR CLAMP	7,154.47

**FORT COLLINS-LOVELAND WATER DISTRICT
DISTRIBUTIONS
October 2024**

Check #	Issues To	Description	Amount
93657	DANA KEPNER COMPANY	VALVE BOX DROP LID, 24" VB BOTTOM SECTION, 16" VB TOP SECTION, RISER RINGS, 3/4 RUBBER METER WASHERS, RUBBER GASKETS FOR METER COUPLINGS, CAST IRON TOP LID	2,690.78
93658	VOID	VOID	0.00
93659	DATAPRINT SERVICES, LLC	POSTAGE FOR FCLWD, PRINTING FOR FCLWD	3,470.77
93660	DITESCO	ZONE 5 - PH3 - 30% DESIGN - PROFESSIONAL SERVICES THROUGH 10/1/24	13,596.44
93661	EANALYTICS LABORATORY LLC	WATER QUALITY TESTING_BACKBONE 2B, WATER QUALITY_LADERA PHASE 2, WATER QUALITY METHOD EPA 160.2_ZONE 5 PHASE 2	254.00
93662	FORT COLLINS LOVELAND WATER DISTRICT	WATER AT 5150 SNEAD DR 02130000-01, WATER AT TIMNATH TANK 02455620-01, WATER AT 4100 S TAFT HILL RD 03327410-01	210.12
93663	FORT COLLINS WINLECTRIC	POWER INLET BOX AND RELIANCE, HUBBELL, SELF STICKING LOCKOUT LABEL	10,295.23
93664	VOID	VOID	0.00
93665	VOID	VOID	0.00
93666	CITY OF FORT COLLINS	W2024009 - WATER PROVIDED TO FCLWD CUSTOMERS, CHARGE FOR POTABLE WATER	82,177.68
93667	CITY OF FORT COLLINS - PERMITS	EXCAVATION PERMIT FEES - APPLICATION, EXCAVATION PERMIT FEES - INSPECTION	95.00
93668	FUZION FIELD SERVICES, LLC	PT MONTHLY RENTAL	120.00

**FORT COLLINS-LOVELAND WATER DISTRICT
DISTRIBUTIONS
October 2024**

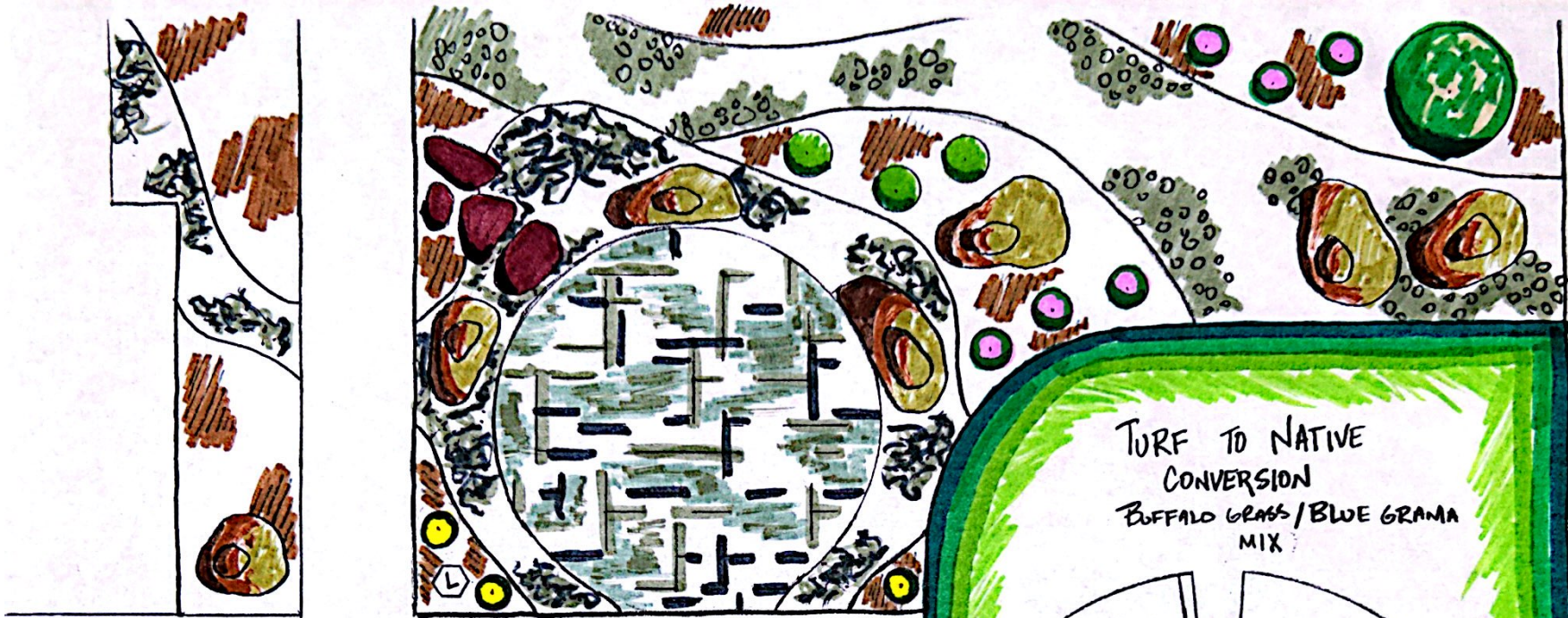
Check #	Issues To	Description	Amount
93669	WW GRAINGER, INC.	FLOOR TAPE, YELLOW, THREAD SEALANT TAPE, PRESSURE GAUGE, AIR VENT BRASS	717.78
93670	GREYSTONE TECHNOLOGY	ADOBE PRO LICENSE	102.16
93671	HDR ENGINEERING INC.	WESTERN BACKBONE PH3 - 8/25/24-9/28/24, WESTERN BACKBONE PH2 - 8/25/24-9/28/24, AIRPORT PUMP STATION - 8/25/24-9/28/24, LONGVIEW PUMP STATION - 8/25/24-9/28/24	271,261.96
93672	LIGHTFIELD ENTERPRISES	TRAFFIC CONTROL - 3113 S TAFT HILL RD	8,814.03
93673	CITY OF LOVELAND	ELECTRIC AT 150 W 71ST ST	638.63
93674	LOVELAND BARRICADE, LLC	TRAFFIC CONTROL - HARMONY RD & WHEATON AVE, TRAFFIC CONTROL - 3113 N TAFT HILL RD, TRAFFIC CONTROL - TIMBERLINE RD & CR30, TRAFFIC CONTROL - MATHESON & STONINGTON LANE	10,420.01
93675	LOVELAND FORD-LINCOLN	R&M - TRUCK #1121 - VIN: 1FTMF1EP6PKE12272	85.15
93676	MAXEY TRAILER SALES & TRUCK FITTING	LIFT GATE_TRUCK 1117_VIN: 1FTBF2B64KEG07660	4,860.00
93677	METRON-FARNIER, LLC	HYDRANT METER REPAIR KIT, ANTENNA-STUBBY	612.44
93678	MMS ENVIRONMENTAL LABS	TOTAL COLIFORM TESTING	1,820.00
93679	NORTH POUDRE IRRIGATION CO	NIPC NEW CERTIFICATE FEE - THE ESTATE OF BRUTKE	200.00
93680	O'REILLY FIRST CALL	POWER INVERTER - MARTIN, AIR FRESHENERS, CAPSULE & MINI BULB_TRUCK 1100_VIN: 1FTSX21538EB256152	124.44

**FORT COLLINS-LOVELAND WATER DISTRICT
DISTRIBUTIONS
October 2024**

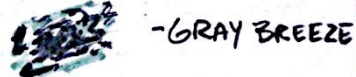
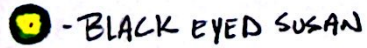
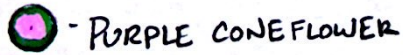
Check #	Issues To	Description	Amount
93681	POUDRE VALLEY REA 2389	ELECTRIC FOR IRRIGATION AT PIERCE FARM 2735003	29.05
93682	ROCKY MOUNTAIN BOTTLED WATER	5 GAL PURIFIED WATER, DELIVERY CHARGE	41.91
93683	SOLDIER CANYON WATER TREATMENT AUTHORITY	WATER PURCHASED, WATER RESOURCES	237,826.10
93684	VESTIS	RESTROOM SERVICE, MAT NYLON/RUBBER, SCRAPER MAT, SERVICE CHARGE, LOGO MATS	278.50
93685	ZAK GEORGE LANDSCAPING	WATER LINE REPAIR RECLAMATION - 5620 FOSSIL CREEK PKWY, RECLAMATION - 8220 S TIMBERLINE RD	5,545.00
93686 - 93705	CUSTOMER REFUNDS	OVERPAYMENT REFUNDS	2,805.45
93706	NORTH POUDRE IRRIGATION CO	NPIC NEW CERTIFICATE FEE - ROBINSON	200.00
93707	DORYA ROBINSON	1 SHARE OF NPIC	250,000.00
ACH	POUDRE VALLEY REA 2389	ELECTRIC AT 2890 W TRILBY RD 26641002	42.40
ACH	POUDRE VALLEY REA 2389	ELECTRIC AT 2110 TRILBY RD 26640002	538.98
ACH	POUDRE VALLEY REA 2389	ELECTRIC AT FOR 1970A COLORADO BLVD	41.05
ACH	POUDRE VALLEY REA 2389	ELECTRIC AT 8110 S CO RD 13 71884001	59.17
ACH	XCEL ENERGY	ELECTRIC AT 5800 E COUNTY ROAD 40 53-0011579801-8	742.29
ACH	XCEL ENERGY	ELECTRIC AT 7093 COUNTY ROAD 40 53-7839661-3	31.43
ACH	XCEL ENERGY	ELECTRIC AT 5575 E COUNTY ROAD 26 UNIT VLT 53-3134439-5	11.21
ACH	XCEL ENERGY	GAS AT 5150 SNEAD DR 53- 1987493-6	58.43
ACH	POUDRE VALLEY REA 2389	ELECTRIC AT 2738 W CO RD 38E- PUMP STATION 11264001	533.61

**FORT COLLINS-LOVELAND WATER DISTRICT
DISTRIBUTIONS
October 2024**

Check #	Issues To	Description	Amount
ACH	POUDRE VALLEY REA 2389	ELECTRIC AT 2890 W TRILBY RD 31254001	28.26
ACH	XCEL ENERGY	ELECTRIC AT 1170 S OVERLAND TRL BLDG 28/6 53-3079013-3	47.39
ACH	POUDRE VALLEY REA 2389	ELECTRIC FOR IRRIGATION AT PIERCE FARM	29.05
ACH	CITY OF FORT COLLINS UTILITIES	ELECTRIC AT 5603 S TIMBERLINE RD 357634-77715	44.96
ACH	CITY OF FORT COLLINS UTILITIES	ELECTRIC AT 2825 SKIMMERHORN ST PUMP 406938- 74821	53.06
ACH	CITY OF FORT COLLINS UTILITIES	ELECTRIC AT 6600 S COLLEGE AVE PUMP 364522-41764	49.79
ACH	CITY OF FORT COLLINS UTILITIES	ELECTRIC AT 5150 SNEAD DR 364522-46269	1,385.26
ACH	CITY OF FORT COLLINS UTILITIES	ELECTRIC AT 3211 ROCK CREEK DR 364522-97089	41.41
10/11/24	Payroll		139,286.63
10/11/24	Mission Square		14,287.73
10/25/24	Payroll		139,485.83
10/25/24	Mission Square		14,471.10
Total			5,746,686.40



SIDEWALK



TURF TO NATIVE
CONVERSION
BUFFALO GRASS / BLUE GRAMA
MIX

EXISTING
TREE

CB
202

DIMENSIONS™

3-PIECE SYSTEM



CRISP, CLEAN LINES AND A SMOOTH, LINEAR SURFACE TO CREATE STUNNING CONTEMPORARY DESIGNS WITH MAXIMUM EFFICIENCY





DIMENSIONS™

3-PIECE SYSTEM

CRISP, CLEAN LINES AND A SMOOTH, LINEAR SURFACE TO CREATE STUNNING CONTEMPORARY DESIGNS WITH MAXIMUM EFFICIENCY

✔ FEATURES & BENEFITS




- Smooth face with clean, crisp lines
- Maximized pallet layout for jobsite efficiencies
- Reduced cuts, installation time and waste
- Increased options for creative patterns
- Simplified quoting and design of projects
- Uniform dimensions compatible with other Dimensions paver sizes
- Sizing compatible with Origins™ stone-textured paver line

📦 SHAPES & SIZES




DIMENSIONS 6

-  3 x 6 x 2 $\frac{3}{8}$ "
-  6 x 6 x 2 $\frac{3}{8}$ "
-  6 x 9 x 2 $\frac{3}{8}$ "


DIMENSIONS 12

-  6 x 12 x 2 $\frac{3}{8}$ "
-  12 x 12 x 2 $\frac{3}{8}$ "
-  12 x 18 x 2 $\frac{3}{8}$ "


DIMENSIONS 18

-  9 x 18 x 2 $\frac{3}{8}$ "
-  18 x 18 x 2 $\frac{3}{8}$ "
-  18 x 27 x 2 $\frac{3}{8}$ "

🔥 AVAILABLE COLORS




AMBER BEIGE (Dimensions 12 and 18 only)




ASPEN



RIO



SCANDINA GRAY



TOSCANA



VICTORIAN



We Make Life Better Through Landscaping

Estimate

Contract No. - 18657 (v. 0)

October 25, 2024

Submitted To:

Fort Collins - Loveland Water District
5150 Snead Dr
Fort Collins, CO 80525

Project

FCLWD Main Office
5150 Snead Dr
Fort Collins, CO 80525

Enhancements

Mobilization

- Mobilize all equipment and trailers to jobsite
- Delivery of materials to jobsite by ZGL

Demo of Unwanted Existing Landscape

- Remove unwanted existing landscaping; remove all landscaping in the bed on east side of building outside wall on both sides of sidewalk; remove (5) dogwoods and approx. (5) junipers, 575 sq. ft. of existing mulch, fabric and drip irrigation
- Properly dispose of removed materials -recycle as much as possible
- Prep area for landscape renovation

Shrub Planting

- Dig hole and prep dirt with compost
- Plant (1) deciduous shrubs of a 5 gallon size; (1) Apache Plume
- All plants are to be placed according to the plan
- See warranty details

Perennial Planting

- Dig holes and prep dirt with compost
- Plant (3) grasses of a 1 gallon size; (3) Karl Foerster Feather Reed Grass
- Plant (9) perennials of a 1 gallon size; (3) 'Cheyenne Spirit' Coneflower, (3) Purple Coneflower, (3) Black Eyed Susan
- All plants are to be placed according to the plan
- See warranty details

Mulch

- Shredded cedar mulch to be installed at a 3" depth
- No weed barrier to be used unless requested by the client (for an additional charge)
- Approx. 240 sq. ft. of mulch

Boulders

- Install approximately (3.5) tons of accent boulders; (7) 1/2 ton boulders
- (3) boulders to be selected for seating style boulders around break area, (4) boulders to be accents to new landscape bed
- Boulders to be Aspen boulders
- Boulders to be partially buried to give a more natural appearance
- Boulders to be placed according to plan

Irrigation

- Attach and extend poly pipe from existing drip zone to new planting beds to ensure there are no leaks or unneeded drip emitters to plants that were removed
- Poly pipe to be pinned into the ground to prevent movement
- Install appropriate emitters for each plants recommended water amount

Dry Creek Bed

- Dig out 6" deep swale to create natural appearance
- Install 3.5 oz commercial grade weed barrier in the swale
- Install a mix of 5-12" cobble, 2-4" cobble, and 1.5" river rock in dry stream bed
- Dry stream bed to be approx. 165 sq. ft.

Paver Patio

- Excavate soil approximately 6-8" for new pavers and subsoil compacted
- Install Geo Textile fabric between existing soil and base to reduce contamination of materials
- Install approximately 4-6" of gravel and compact
- Install 2" of 3/8 chip for pavers to set on
- Hand install Belgard Dimensions 12 pavers on top of chip gravel; pavers to be Rio color
- Compact pavers and install polymeric sand for an even finish after completion
- Patio to be approximately 135 sq. ft.; patio to be cut to circle with approx. 12 ft diameter with short walkway to meet with sidewalk; patio to help ensure ADA compliance
- See contract for warranty details

Breeze Pathway

- Gray breeze pathway to be installed around paver patio to extend useful space of break area and extend to other side of sidewalk to connect design elements
- Install rolled top galvanized metal edging on either side of the pathway
- Edging to be pinned down to keep breeze and other materials separate
- Install 3.5 oz commercial grade weed barrier under the pathway
- Breeze pathway to be installed at a 3" depth and compacted with plate tamper

Flagstone Pathway

- Colorado red flagstone steppers to be approx. 20" x 20" and 1 3/4" thick to create small path to connect wall gate to break space
- Flagstone steppers to be recessed into landscape material and placed on breeze to prevent movement
- Steppers are to be placed to mimic natural step length (approx. 6-9" spacing)

Native Seeding

- Convert bluegrass turf near break area to native grass area
- Glyphosate to be used to kill off existing turf
- Mow dead grass low and aerate area to prep for installation of seed
- Drill seed approx. 620 sq. ft. of Buffalo grass/Blue Grama grass seed mix
- Irrigation programming to be amended for germination and establishment of new seed
- Hand pulling/spraying of weeds may be necessary during establishment period; no mowing to be done until fall when the new grass is dormant unless otherwise needed

Job Site Clean Up

- Clean up of landscaping during the project and after completion

Service	Price
Enhancements: Mobilization	\$610.00
Enhancements: Demo of Unwanted Existing Landscape	\$1,815.00
Enhancements: Shrub Planting	\$135.00
Enhancements: Perennial Planting	\$795.00
Enhancements: Mulch	\$460.00
Enhancements: Boulders	\$1,720.00
Enhancements: Irrigation	\$510.00
Enhancements: Dry Creek Bed	\$2,270.00
Enhancements: Paver Patio	\$5,120.00
Enhancements: Breeze Pathway	\$1,065.00
Enhancements: Flagstone Pathway	\$355.00
Enhancements: Native Seeding	\$790.00
Enhancements: Job Site Clean Up	\$425.00
Project Total	\$16,070.00

Quoted prices good for 30 days after receipt of quote.

Plant Warranty:

Zak George Landscaping warrants all plantings as follows:

- **Trees**
 - Planted from April 1 - August 15. Full 1 year one time warranty. Plant material only. Replacement labor at cost of client.
 - Planted from August 16 -March 31. 50% warranty on plant material. Replacement labor at cost of client. 100% warranty from time of planting if winter watering is conducted at additional cost by ZGL (4-8 times dependent on weather).
 - Spade planted trees are not warranted.
- **Shrubs**
 - Planted from March 15-Sept 30. Full 1 year one time warranty. Plant material only. Replacement labor at cost of client.
 - Planted from Oct 1- March 14 - 50% warranty on plant material. Replacement labor at cost of client. 100% warranty from time of planting if winter watering is conducted at additional cost by ZGL.
- **Grasses & perennials**
 - Planted from March 15-Sept 30. Full 1 year one time warranty. Plant material only. Replacement labor at cost of client.
 - Planted from Oct 1- March 14 - No Warranty

Replacement plants are not guaranteed. Warranty period commences at the time of install.

Zak George Landscaping reserves the right to void any/all warranty coverage due to neglect, not watering the plant, excessive moisture, or act of God. Warranty does not cover acts of nature, frost, freeze drought or acts of force. Warranty is void if customer provides false information.

Payment:

Payment is due, in full, thirty (30) days following the invoice date. By accepting this agreement, you agree to pay a charge of 2% per month with a minimum charge of \$5.00 per month on any amount not paid within 30 days of the invoice date, and you agree to pay any and all professional fees associated with any steps necessary to collect unpaid balances.

Zak George Landscaping

Date

FCLWD Main Office

Date

What to Expect During the Transformation!

References, Liability Insurance, Workers Compensation, Auto Liability documents available upon request

Prior to starting - Your ZGL representative is busy getting the materials lined up and ordered for project.

Schedules are being built and given to the project supervisor. The final details are being lined out on the plans. NOTE: We give each project 100% attention once we are on your project.

Mobilization - This is where the equipment and job trailers are moved to your project. This usually means that the construction will start within the next 24 hours. Most jobs have multiple pieces of equipment and one job trailer. Line locates are done around this same time to locate your utilities.

Time to get dirty - Remember that every project is unique, but there are similarities among jobs. At this point the demo will start. This is the dirtiest part of the project. We will have old materials going out and new materials coming in at the same time. We try to keep the streets and material storage areas as clean as we can but there are a lot of factors that play into each project. Our goal is to move things efficiently and effectively as we estimated. Please excuse our mess as we work through things.

During the project - You will find dirt on the sidewalks, dust, pipes sticking out of the ground, materials in the street or blocking part of the street depending on the project, so be careful. A section of fence may be taken out for access. Machinery, TRUCKS and trailers coming and going. Foot traffic, wheelbarrow and machinery traffic in the yard. Guys resting or taking a break and much more.

Communication - This is key to all parties. We at ZGL feel it is much easier to fix things along the way vs. waiting until the project is over. It saves everybody time. If at any time you need clarification or want to look at things let us know and somebody from ZGL would be happy to meet with you to discuss. Your ZGL representative will be working vigorously behind the scenes to keep the project moving along smoothly. Your ZGL representative will be making frequent visits to the project to ensure the project is running smooth and make any necessary changes. **Don't hesitate to contact or call us at any time through out the project.**

Finished project - Before the project is getting close to finishing your ZGL rep. will walk the project with the supervisor to discuss any possible changes. Once that is done a final walk through will be scheduled with the customer to walk you through your project and answer any questions. At this point ZGL looks to collect any outstanding monies from the project.

Thank You For The Opportunity To Serve You!



WILDROCK

PUBLIC RELATIONS & MARKETING

FORT COLLINS-LOVELAND WATER DISTRICT

QUARTERLY COMMUNICATIONS UPDATE

November 2024

Pop Quiz!



TRUE OR FALSE?

The District has a Facebook, Instagram
and Nextdoor presence

TRUE

- The District has maintained an active presence on Facebook since 2018 and on Nextdoor since 2021. Instagram is new this year.
- The District regularly (3-4 times/week) shares tips, news, updates, notifications and more with its followers.
- This year, the District has received 631K+ impressions, 17.8K+ engagements and 2.4K link clicks.



2024 RECAP

The screenshot shows a series of social media interactions. At the top, a comment from **Jan Douglass** (posted 4 weeks ago) discusses concrete work leading to a broken water main. Below it, **Sheamus Nakahara** replies, suggesting that construction noise is a common issue. The **Fort Collins-Loveland Water District** (the author) responds, explaining utility corridor sharing. **Wil Hodges** (posted 7 weeks ago) asks about double water systems for yard watering. The district replies, noting that such systems are already in place in agricultural areas. **Lolly Colling Light** (posted 7 weeks ago) suggests rainwater cisterns for new houses. The interface includes icons for liking, replying, and hiding comments.

- Posts on social media have covered everything from water conservation tips to promotions to crisis communications.
- Some of the top comments and questions received from followers:
 - Occasionally, people complain about perceived water restrictions, construction, etc., but many times, the community comes in to dispel misinformation,
 - Sometimes, the community chimes in with conservation ideas and questions about conservation.
 - Many people post comments with images with cats and dogs.



The background features a central graphic of a white envelope with a pointed flap, surrounded by several white paper airplanes in flight. The entire scene is set against a dark teal background.

1

TRUE OR FALSE?

The District distributes a quarterly newsletter via email and print

TRUE

- The District has maintained a regular quarterly newsletter since 2018 that's distributed electronically and printed/included with bills.
- The District also has the ability to send one-off emails as needed.
- The District's subscriber list currently includes 17.7K+ email contacts.
- This year, the District has maintained a 60% open rate and 1.3% click rate.



2024 RECAP

- Newsletter topics have included board of directors updates, rates, conservation philosophy and programs, water rights, capital projects, customer feedback surveys and more
- In addition to newsletters, one-off emails were also sent regarding the Soldier Canyon outage in July, Timnath watering restrictions over the summer, grant opportunities for HOAs and announcing CLRWTA.



TRUE OR FALSE?

The District distributes a billing insert
twice per quarter to customers who
receive printed bills

TRUE

- The District has distributed two billing inserts every quarter to customers who receive a printed bill since 2020.
- The District also publishes the inserts on the website to ensure access to everyone.



2024 RECAP

- Billing insert topics have included installing a pressure-reducing valve, CLRWTA announcement, conservation programs, the annual water quality report, frost date vs. freeze date, facts about the District and rates updates.
- In addition to regular billing inserts, additional printed communications were distributed for the Timnath Watering Restrictions.





TRUE OR FALSE?

The District publishes a monthly blog on its website

TRUE

- The District has published a blog every month since 2020.
- This year, the blog has received 5.3K+ views.

Dive Into The District Recent News from the Fort Collins-Loveland Water District

Cybersecurity Awareness Month: How FCLWD Addresses Cybersecurity
Oct 1, 2024

CDPHE approves higher capacity of safe drinking water for 150,000 residents in Northern Colorado
Sep 19, 2024

Water in the West | Sharing Utility Corridors
Sep 3, 2024



2024 RECAP

- Blog topics have included a CLRWTA announcement, education on water providers, Title 32/special district education, cybersecurity, water quality report, water rentals and our approach to water.
- The most popular blogs this year were:
 1. Tips for going out of town
 2. 2024 rates update
 3. Sharing utility corridors
 4. How do water rights work?
 5. 2024 capital projects





TRUE OR FALSE?

The District, when newsworthy and appropriate, distributes press releases and op-eds to local and regional news outlets?

- The District has engaged in proactive and reactive media outreach since 2018.

TRUE

The screenshot shows the Loveland Reporter-Herald website. At the top, it says "LOVELAND REPORTER-HERALD" with "Subscribe" and "Log In" buttons. The date is "Friday, June 21st 2024" and the temperature is "85°F". The main section is "Opinion Columnists" with sub-sections for "Editorials", "Letters", "Opinion Columnists", and "RH Line Calls". A "TRENDING:" section lists topics like "Emerald ash borer found", "Feed and Grain project done", "Summer fun ideas", "LFRA gratitude", and "Greeley cigar lounge". The main article is titled "Stephen Smith: Celebrate Smart Irrigation Month by adopting new technologies and tips to reduce water usage" by Stephen Smith, dated June 21, 2024. Below the article is a "Listen to this article" audio player. To the right, there are "NOCO COUPONS" and "LOVELAND AREA EVENTS" sections.

The screenshot shows the Coloradoan website. At the top, it says "Coloradoan." with "SUBSCRIBE NOW One Month Free" and a search bar. The main section is "NEWS" with a headline: "Horsetooth Road lanes to close over several weeks for waterline installation" by Miles Blumhardt, Fort Collins Coloradoan. The article is dated "Published 5:03 a.m. MT Aug. 15, 2024 | Updated 8:03 a.m. MT Aug. 15, 2024". Below the headline is a video player showing a white truck clearing a pothole. The video title is "FORT COLLINS STREETS DEPARTMENT'S POT HOLE VEHICLE CLEARS HOLE OF DEBRIS, APPLIES ASPHALT MIX AND PACKS IT." Below the video, there is a caption: "This machine patches potholes in minutes" and a sub-caption: "Fort Collins Streets Department has a vehicle that cleans, fills and packs a pothole all from the comfort of the cab. Miles Blumhardt, milesblumhardt@coloradoan.com". At the bottom, there is a text snippet: "Westbound lanes of Horsetooth Road will be closed for several weeks as crews install a waterline under the busy road."



2024 RECAP

- This year, the District received 16 media placements covering construction projects, increased capacity at Soldier Canyon, and an op-ed from Stephen Smith about Smart Irrigation. Plus, another 10 for the CLRWTA announcement
- We have paused op-ed efforts due to to strategically preserve our customer attention for water supply and rate issues this fall. We actively monitor how much content we are pushing to our customers and gauge their responsiveness, so we don't become background noise in their feed



YTD EFFORTS RECAP

How Are Communications Doing



TOPICS WE'VE COVERED ACROSS CHANNELS

- **Rates**
- **CLRWTA**
- **Conservation philosophy**
- Who is your water provider?
- Water rentals & agriculture
- Water rights in Colorado
- **Capital projects & future planning**
- HOA grant opportunities
- **Conservation programs (Garden In a Box, Rachio, Slow the Flow)**
- Water Efficiency Plan
- Water quotas
- Customer feedback opportunities
- Benefits of a PRV
- **Irrigation & sprinklers**
- **Conservation tips**
- Hydrant flushing
- Board of Directors
- Updated mission
- **Resources from Resource Central & Northern Water**
- Xeriscaping vs. Zeroscaping
- Backflow prevention
- Snowpack
- **Construction updates**
- El Nino & La Nina
- Mid-year rates update
- Smart Irrigation Month
- Property insurance rates
- Surveys for customer feedback
- Drought conservation process
- Winter prep/sprinkler blowouts
- Sharing utility corridors
- Customer service week
- Imagine a Day Without Water
- Shower Better Month
- Cybersecurity
- Emergency phone number reminder
- Title 32/special district vs. local government
- Community events (like HOA night out and Timnath Fall Festival)



KPIs

Our primary objective is to produce and distribute high-quality, factual and relevant content. KPIs simply measure the effectiveness of channels where content is distributed.

	2024 KPI	Performance to date
Facebook Follower Growth	+15%	+25%
Facebook Engagement Rate	5%	3.4%
YoY Website Traffic	+10%	+22%
Email Open Rate	40%	56%
Email Click Through Rate	3%	1.73%
Earned Media Placements	7-10	16



LOOKING AHEAD

2024-2025 Communications



STRATEGIC PLANNING

In September, we met with the FCLWD team to discuss the approach for communications in 2024-25.


This year, we had two sessions. One to discuss goals & objectives in the next year and another to discuss messaging and how we position the District.

Following the sessions, WildRock developed two deliverables to outline our approach to communications for FCLWD.



THE MARKETING VISION

The primary goal we are looking to achieve through communications efforts in 2024-25 is to continue solidifying our brand reputation as a sustainable, high-quality, secure, reliable and cost-effective water provider and further grow our credibility in the drinking water industry. We will optimize existing channels and strategically explore select new opportunities that align with our mission.



THE STRATEGY

To achieve this goal, we will pursue a content marketing and thought leadership strategy that seeks to validate our industry expertise, educate customers, our service population and the general public about key messages and increase overall brand awareness.



THE OBJECTIVES

Our primary objective is to produce and distribute high-quality, factual and relevant content (quality over quantity). To measure the effectiveness of the channels where this content will be distributed and to execute a successful content marketing and thought leadership strategy, we will:

Expand communications efforts on the website through SEO and utilize other channels to direct back to the site to position the website as the “hub” and increase traffic by 5% YOY.

Optimize our current channels, including social media, the blog, the newsletter and billing inserts, to increase our social media fan base by 10% and maintain a 3% social media engagement rate, 40% email open rate and 2% email click rate.

Engage in proactive PR to secure 2-3 media placements and ensure we are ready for future situations with a crisis communications plan.

Extend our partnerships to become a trusted resource within the scope of our services in the community with HOAs, municipalities, other special districts, etc., providing quiet excellence to customers and partners.



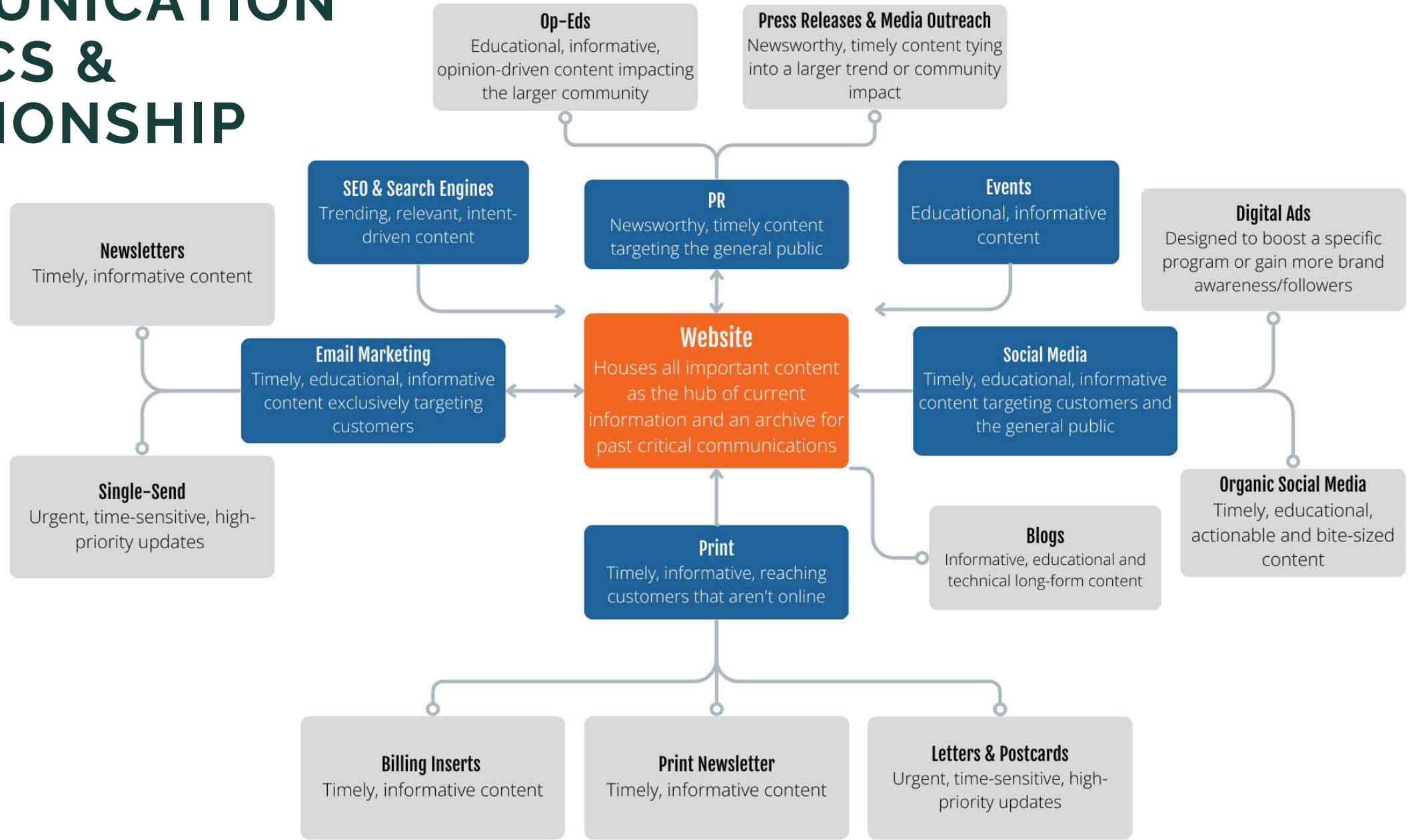
CONTENT CHECKLIST

To ensure that all content produced is “high-quality, factual and relevant,” we’ll utilize the following checklist prior to publishing or distributing content:

- Thorough research has been conducted with reliable sources (i.e. American Water Works Association, Northern Water, SDA, etc.)
- A member of the FCWLD team or board has been interviewed to provide expert insights, as applicable
- Content aligns with seasonal and current trends
- Content and assets adhere to ADA regulations (sequential headlines, alt text, reading level, etc.)
- Chris Pletcher and/or Amanda Proctor have reviewed and given approval



COMMUNICATION TACTICS & RELATIONSHIP





THANK YOU

ANY QUESTIONS?



Fort Collins-Loveland Water District

Zephyr Group at Morgan Stanley

3033 E 1st Avenue, Suite 820

Denver, CO 80206

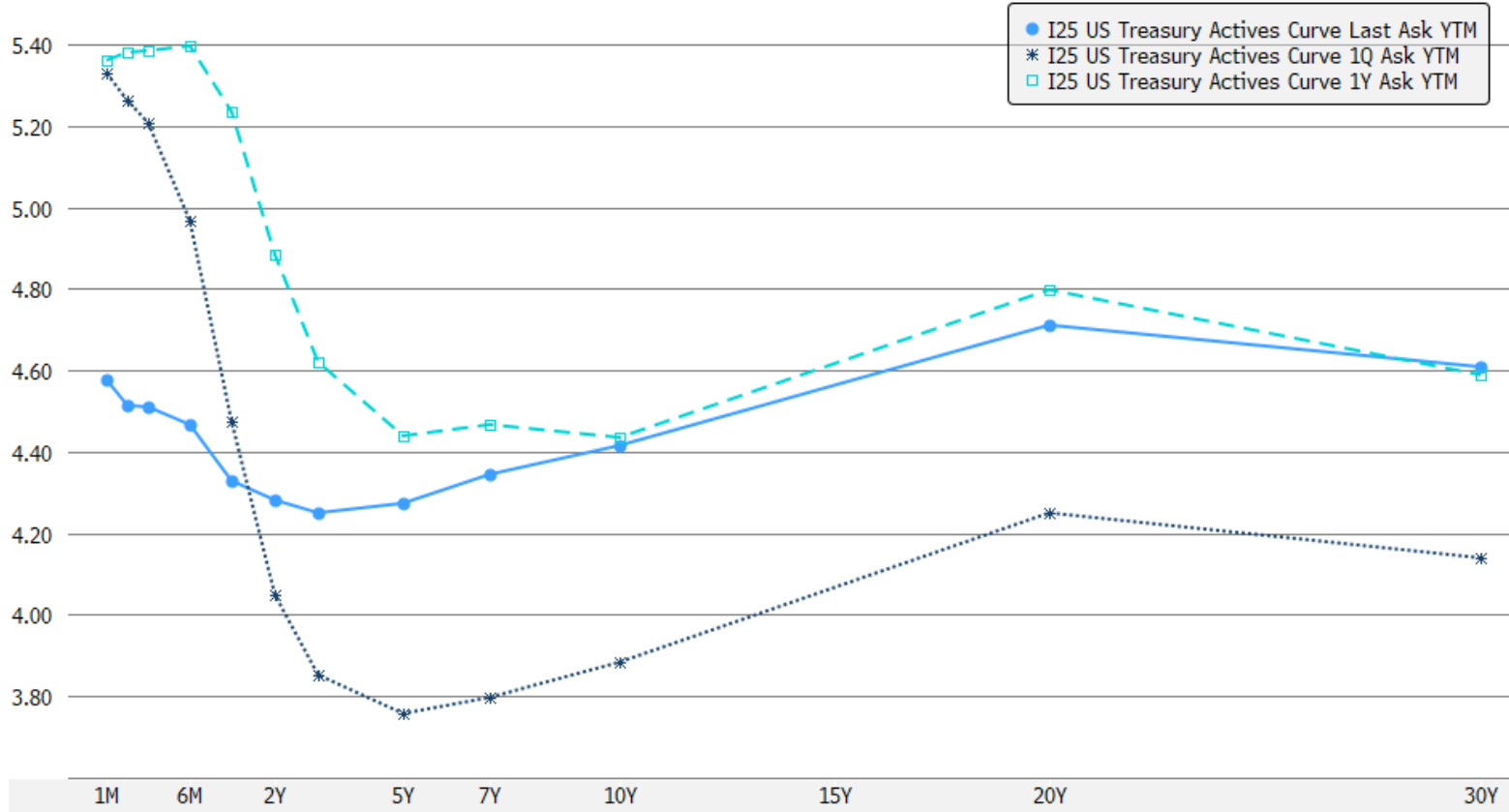
(303) 316-5111

**Glenn Scott, Financial Advisor, Corporate Cash Investment Director, Senior Portfolio
Management Director**

Nicholas Yip CFA, Financial Advisor, Senior Portfolio Management Director

November 18, 2024

Historical U.S. Treasury Yield Curve 11/18/24



Source: Bloomberg

Economic Forecasts

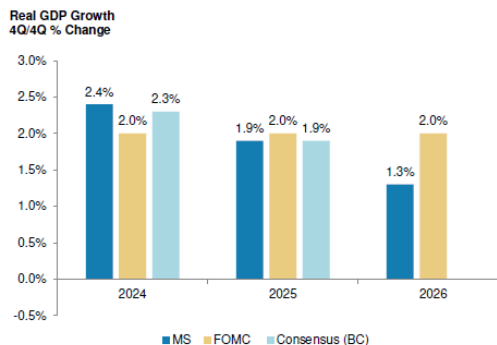
Exhibit 1: US Economics Year-Ahead Outlook: Forecast Summary

<i>4Q/4Q % change, unless noted</i>	2023A	2024E	2025E	2026E
Real GDP	3.2	2.4	1.9	1.3
Final Sales	3.6	2.3	1.9	1.4
Final Domestic Demand	3.5	2.8	2.1	1.5
Final Private Domestic Demand	3.3	2.8	2.4	1.7
Personal Consumption Expenditures	3.0	2.6	2.0	1.3
Business Fixed Investment	5.0	4.0	3.9	3.2
– Structures	9.7	1.6	5.4	3.9
– Equipment	3.1	6.2	3.6	3.4
– IPP	4.1	3.2	3.4	2.4
Residential Investment	2.5	2.0	3.0	3.0
Exports	2.0	3.3	2.3	2.1
Imports	1.2	6.7	3.8	2.5
Government	4.3	2.6	0.7	0.7
Trade contribution to growth (pct pts)	0.1	-0.6	-0.2	-0.1
Inventory contribution to growth (pct pts)	-0.4	0.1	0.0	-0.1
Labor market				
Civilian Unemployment Rate (EOP, %)	3.7	4.3	4.1	4.5
Inflation				
Consumer Price Index	3.2	2.6	2.5	2.4
CPI ex Food & Energy	4.0	3.3	2.8	2.7
PCE Price Index	2.8	2.3	2.3	2.2
PCE ex Food & Energy	3.2	2.8	2.5	2.4
Monetary Policy				
Fed Funds Target (% , midpoint of target range, eop)	5.375	4.375	3.625	2.375

Source: Bureau of Economic Analysis, Bureau of Labor Statistics, Federal Reserve Board, Morgan Stanley Research forecasts

Economic Forecasts

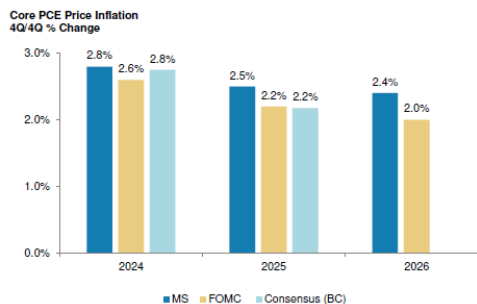
Exhibit 4: GDP forecast comparison



Note: FOMC Projection is from September 2024 Summary of Economic Projections, November 2024 Blue Chip survey.

Source: Blue Chip, Federal Reserve Board, Bloomberg, Morgan Stanley Research forecasts

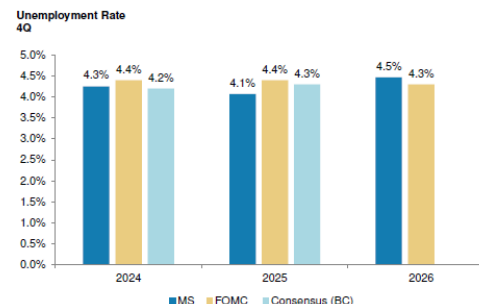
Exhibit 5: Core PCE inflation forecast comparison



Note: FOMC Projection is from September 2024 Summary of Economic Projections, November 2024 Blue Chip survey.

Source: Blue Chip, Federal Reserve Board, Bloomberg, Morgan Stanley Research forecasts

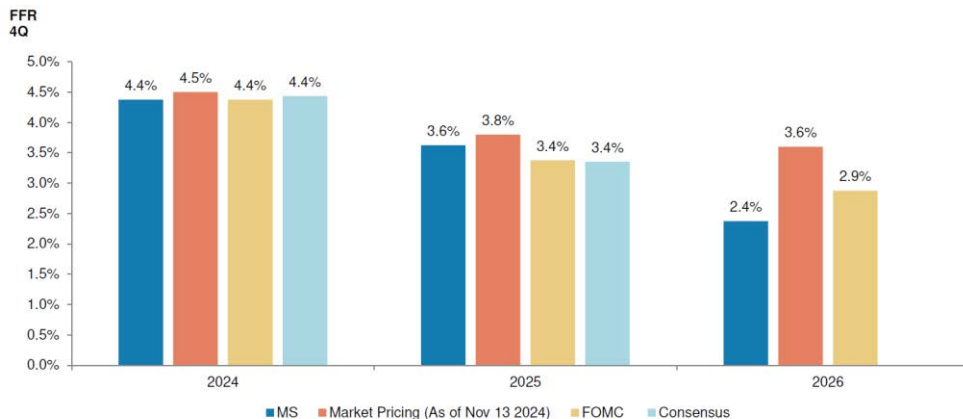
Exhibit 6: Unemployment rate forecast comparison



Note: FOMC Projection is from September 2024 Summary of Economic Projections, November 2024 Blue Chip survey.

Source: Blue Chip, Federal Reserve Board, Bloomberg, Morgan Stanley Research forecasts

Exhibit 7: Federal funds rate comparison

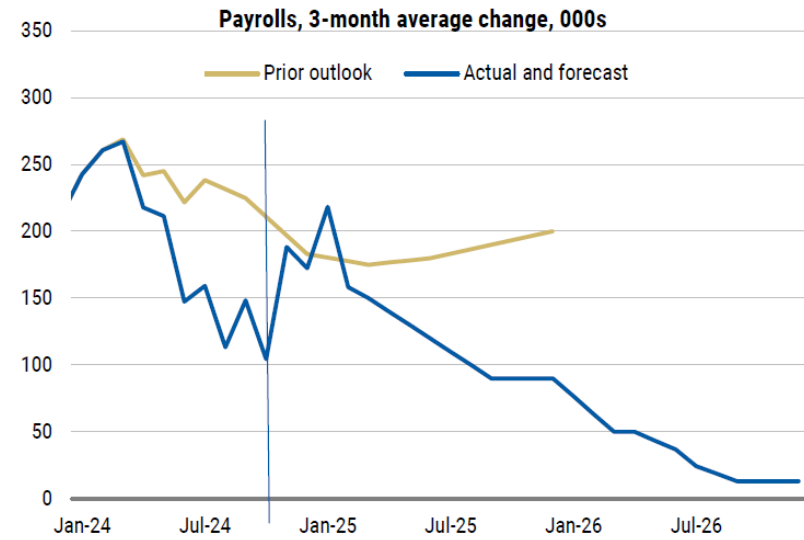


Note: FOMC Projection is from September 2024 Summary of Economic Projections, 2024 and 2025 BC consensus projection is from November 2024 Blue Chip survey and 2024, 2025 and 2026 market pricing is from Bloomberg

Source: Blue Chip, Federal Reserve Board, Bloomberg, Morgan Stanley Research forecasts

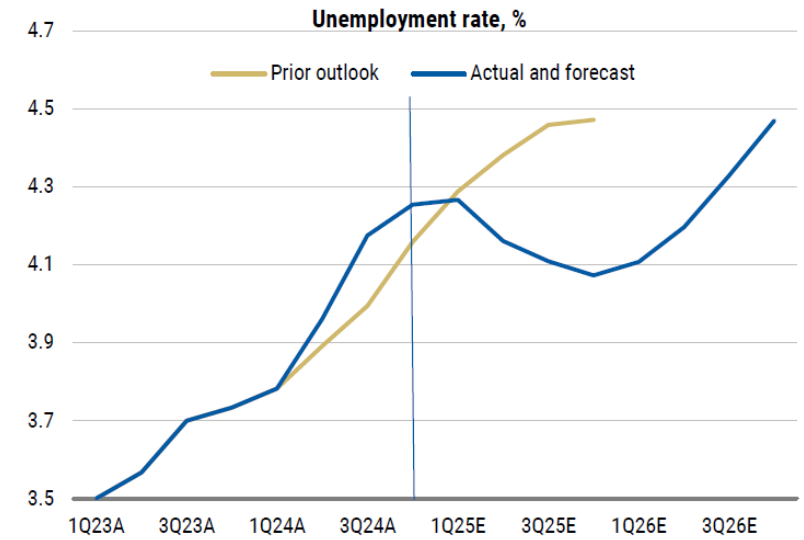
Labor Market Forecast

Exhibit 32: Changed immigration policy and the slowing from tariffs lowered our payroll forecasts



Source: BLS, Morgan Stanley Research forecasts

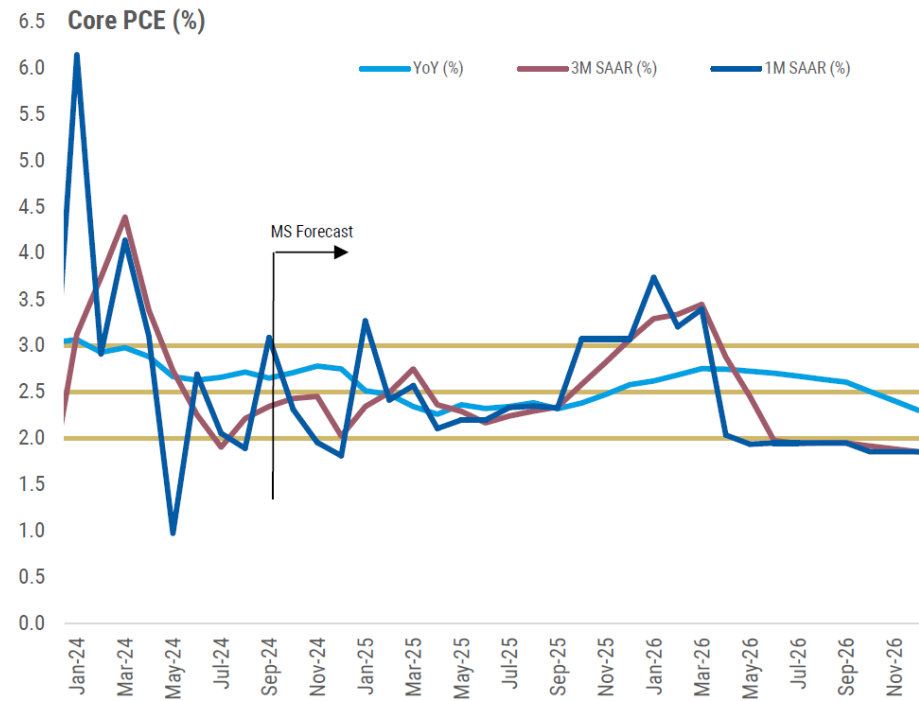
Exhibit 33: However, the unemployment rate rises no faster because of the decreased labor supply



Source: BLS, Morgan Stanley Research forecasts

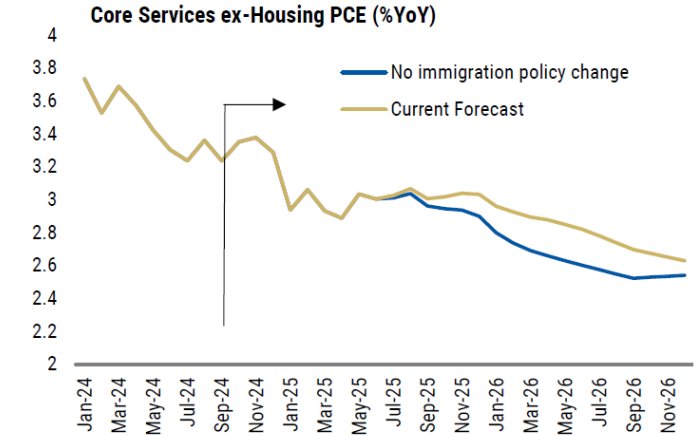
Inflation Forecast

Exhibit 39: Sticky and bumpy inflation ahead



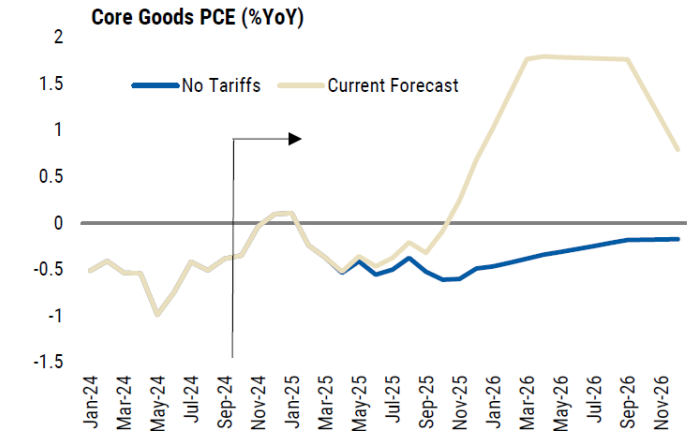
Source: BEA, Morgan Stanley Research forecasts.

Exhibit 40: Upward revision in core services ex-housing on lower immigration flows



Source: BEA, Morgan Stanley forecasts.

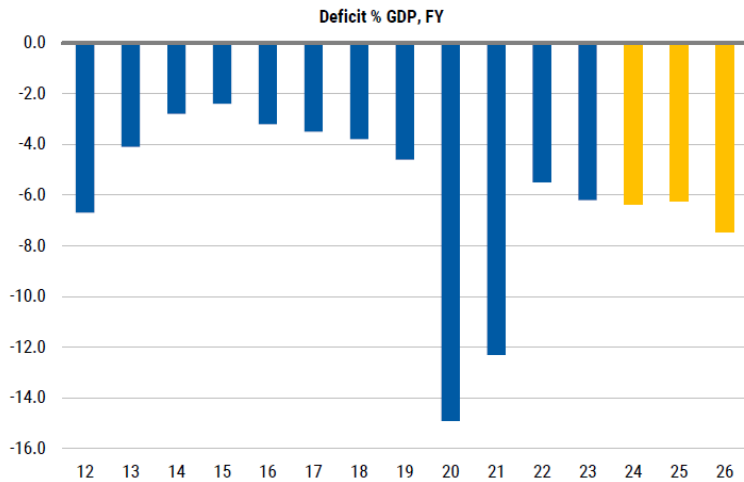
Exhibit 41: More core goods inflation because of tariffs



Source: BEA, Morgan Stanley Research.

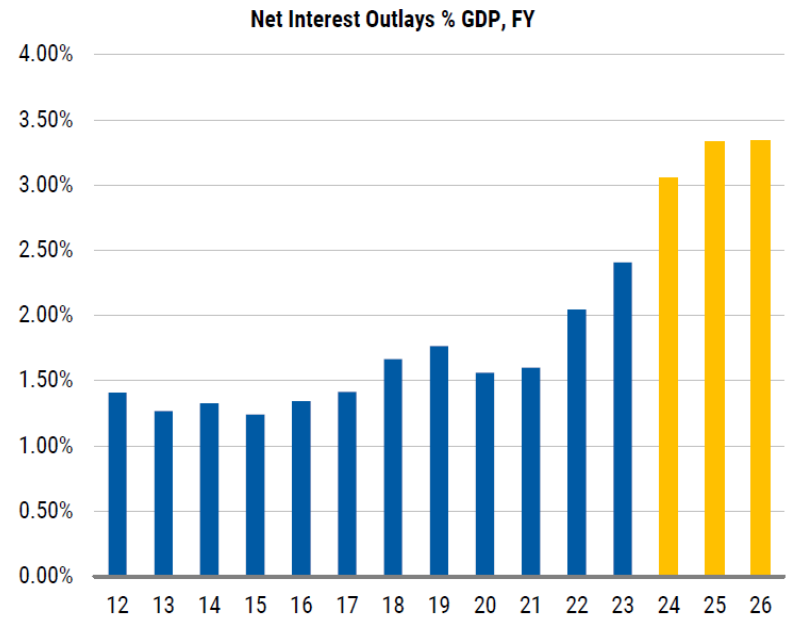
Deficit Forecast

Exhibit 49: Fiscal deficit % GDP



Source: BEA, US Treasury, Morgan Stanley Research forecasts

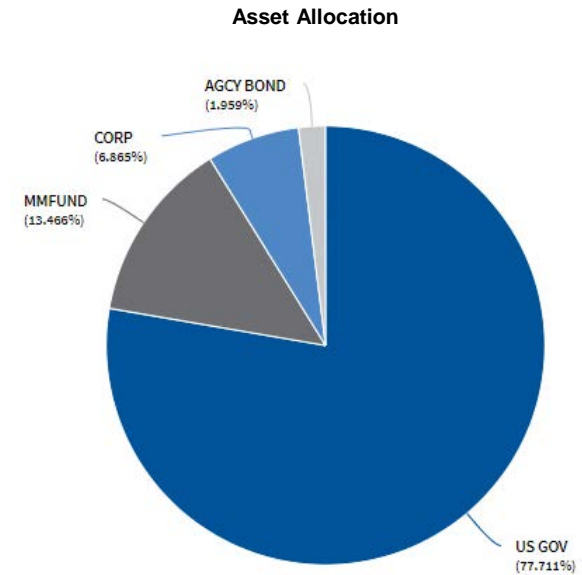
Exhibit 50: Net interest outlays % GDP



Source: BEA, US Treasury, Morgan Stanley Research forecasts

Portfolio Characteristics 11/16/24

Cash and Fixed Income Summary	
Risk Metric	Value
MMFund	15,380,776.52
Fixed Income	98,842,612.61
Duration	1.013
Convexity	0.016
WAL	0.915
Years to Final Maturity	0.915
Years to Effective Maturity	0.915
Yield	4.457
Book Yield	4.258
Avg Credit Rating	AAA/Aaa/AAA



Credit Duration Heat Map									
Rating ^	0 - 1	1 - 2	2 - 3	3 - 4	4 - 5	5 - 7	7 - 10	10 - 15	15 - 30
AAA	40.934%	42.147%	3.453%	0.000%	0.000%	0.000%	0.000%	0.000%	0.000%
AA	0.000%	0.000%	0.000%	0.000%	0.000%	0.000%	0.000%	0.000%	0.000%
A	0.000%	0.000%	0.000%	0.000%	0.000%	0.000%	0.000%	0.000%	0.000%
BBB	0.000%	0.000%	0.000%	0.000%	0.000%	0.000%	0.000%	0.000%	0.000%
BB	0.000%	0.000%	0.000%	0.000%	0.000%	0.000%	0.000%	0.000%	0.000%
B	0.000%	0.000%	0.000%	0.000%	0.000%	0.000%	0.000%	0.000%	0.000%
CCC	0.000%	0.000%	0.000%	0.000%	0.000%	0.000%	0.000%	0.000%	0.000%
CC	0.000%	0.000%	0.000%	0.000%	0.000%	0.000%	0.000%	0.000%	0.000%
C	0.000%	0.000%	0.000%	0.000%	0.000%	0.000%	0.000%	0.000%	0.000%
NA	0.000%	0.000%	0.000%	0.000%	0.000%	0.000%	0.000%	0.000%	0.000%

Source: Clearwater Analytics

Identifier	Description	Settle Date	Base Original Units	Coupon Rate	Security Type	Final Maturity	Next Call Date	Book Yield	Base Original Cost	Base Accrued Balance	Market Price	Base Market Value + Accrued	Net Unrealized Gain/Loss
990009MK5	COLORADO SURPLUS ASSET FUND TRUST	---	15,380,839.38	0.000	MMFUND	11/16/2024	---	4.960	15,380,839.38	19,937.16	1.0000	15,380,776.52	0.00
9128283J7	UNITED STATES TREASURY	08/18/2022	2,500,000.00	2.125	US GOV	11/30/2024	---	3.349	2,433,203.13	24,675.55	99.9190	2,522,650.55	-985.05
91282CDN8	UNITED STATES TREASURY	09/27/2022	3,000,000.00	1.000	US GOV	12/15/2024	---	4.353	2,789,648.43	12,704.92	99.7360	3,004,784.92	-648.59
9128283V0	UNITED STATES TREASURY	08/22/2022	2,500,000.00	2.500	US GOV	01/31/2025	---	3.290	2,454,003.91	18,512.23	99.5990	2,508,487.23	-6,161.95
912828J27	UNITED STATES TREASURY	02/16/2023	4,000,000.00	2.000	US GOV	02/15/2025	---	4.629	3,801,562.48	20,434.78	99.3900	3,996,034.78	64.90
9128283Z1	UNITED STATES TREASURY	08/30/2022	2,500,000.00	2.750	US GOV	02/28/2025	---	3.436	2,456,179.09	14,813.54	99.5030	2,502,388.54	-7,819.86
3130ARDA6	FEDERAL HOME LOAN BANKS	03/28/2022	2,250,000.00	2.230	AGCY BOND	03/28/2025	12/28/2024	2.230	2,250,000.00	6,829.38	99.1380	2,237,434.38	-19,395.00
9128284M9	UNITED STATES TREASURY	09/02/2022	2,500,000.00	2.875	US GOV	04/30/2025	---	3.544	2,457,812.50	3,375.35	99.2980	2,485,825.35	-10,424.61
91282CEQ0	UNITED STATES TREASURY	02/06/2023	4,000,000.00	2.750	US GOV	05/15/2025	---	4.172	3,877,812.48	607.73	99.1720	3,967,487.73	-6,736.93
9128284R8	UNITED STATES TREASURY	09/12/2022	2,500,000.00	2.875	US GOV	05/31/2025	---	3.589	2,454,101.58	33,384.56	99.1570	2,512,309.56	-12,052.63
91282CEU1	UNITED STATES TREASURY	10/06/2022	3,000,000.00	2.875	US GOV	06/15/2025	---	4.235	2,897,109.39	36,528.64	99.1350	3,010,576.64	-3,969.30
91282CEY3	UNITED STATES TREASURY	10/07/2022	3,000,000.00	3.000	US GOV	07/15/2025	---	4.269	2,901,328.14	30,570.65	99.1170	3,004,080.65	-3,089.56
91282CFE6	UNITED STATES TREASURY	10/12/2022	3,000,000.00	3.125	US GOV	08/15/2025	---	4.338	2,903,554.68	23,947.01	99.0370	2,995,057.01	-3,710.15
91282CFK2	UNITED STATES TREASURY	10/21/2022	4,000,000.00	3.500	US GOV	09/15/2025	---	4.580	3,883,750.00	24,364.64	99.2720	3,995,244.64	4,000.28
91282CFP1	UNITED STATES TREASURY	10/31/2022	4,000,000.00	4.250	US GOV	10/15/2025	---	4.379	3,985,781.24	15,412.09	99.8700	4,010,212.09	-829.05
91282CFW6	UNITED STATES TREASURY	12/13/2022	4,000,000.00	4.500	US GOV	11/15/2025	---	4.148	4,038,281.24	994.48	100.0800	4,004,194.48	-9,811.32
91282CGA3	UNITED STATES TREASURY	12/22/2022	4,000,000.00	4.000	US GOV	12/15/2025	---	4.001	3,999,843.76	67,759.56	99.5860	4,051,199.56	-16,503.62
91282CGE5	UNITED STATES TREASURY	01/24/2023	4,000,000.00	3.875	US GOV	01/15/2026	---	3.897	3,997,500.00	52,649.46	99.4410	4,030,289.46	-21,384.84
9128286A3	UNITED STATES TREASURY	02/24/2023	4,000,000.00	2.625	US GOV	01/31/2026	---	4.380	3,808,593.72	31,100.54	97.9650	3,949,700.54	-2,837.72
91282CGL9	UNITED STATES TREASURY	02/17/2023	4,000,000.00	4.000	US GOV	02/15/2026	---	4.344	3,961,718.72	40,869.57	99.5700	4,023,669.57	-1,278.63
91282CGR6	UNITED STATES TREASURY	05/10/2023	4,000,000.00	4.625	US GOV	03/15/2026	---	3.719	4,096,875.00	32,196.13	100.3160	4,044,836.13	-32,350.99
91282CGV7	UNITED STATES TREASURY	05/17/2023	4,000,000.00	3.750	US GOV	04/15/2026	---	3.771	3,997,656.24	13,598.90	99.1680	3,980,318.90	-32,147.77
91282CHB0	UNITED STATES TREASURY	12/01/2023	4,000,000.00	3.625	US GOV	05/15/2026	---	4.552	3,914,687.48	801.11	98.9730	3,959,721.10	10,716.89
91282CHH7	UNITED STATES TREASURY	02/20/2024	4,000,000.00	4.125	US GOV	06/15/2026	---	4.568	3,961,250.00	69,877.05	99.6640	4,056,437.05	12,897.17
91282CHM6	UNITED STATES TREASURY	06/20/2024	4,000,000.00	4.500	US GOV	07/15/2026	---	4.671	3,986,562.48	61,141.30	100.2500	4,071,141.30	20,767.81
037833BZ2	APPLE INC	01/06/2024	4,000,000.00	2.450	CORP	08/04/2026	05/04/2026	4.476	3,804,480.00	28,038.89	98.7280	3,897,158.89	-1,156.01
91282CHY0	UNITED STATES TREASURY	06/24/2024	4,000,000.00	4.625	US GOV	09/15/2026	---	4.646	3,997,968.72	32,196.13	100.5080	4,052,516.13	21,986.50
91282CJK8	UNITED STATES TREASURY	03/12/2024	4,000,000.00	4.625	US GOV	11/15/2026	---	4.346	4,027,656.24	1,022.10	100.5980	4,024,942.10	3,333.35
594918BY9	MICROSOFT CORP	02/08/2024	4,000,000.00	3.300	CORP	02/06/2027	11/06/2026	4.259	3,893,200.00	37,033.33	97.6720	3,943,913.33	-13,947.42
---	---	---	114,110,839.36	2.951	---	10/16/2025	---	4.258	112,395,960.59	755,374.77	86.1121	114,223,389.13	-133,474.07

Source: Clearwater Analytics

Disclaimer

This material is intended only for clients and prospective clients of the Portfolio Management program. It has been prepared solely for informational purposes only and is not an offer to buy or sell or a solicitation of any offer to buy or sell any security or other financial instrument, or to participate in any trading strategy.

The individuals mentioned as the Portfolio Management Team are Financial Advisors with Morgan Stanley participating in the Morgan Stanley Portfolio Management program. The Portfolio Management program is an investment advisory program in which the client's Financial Advisor invests the client's assets on a discretionary basis in a range of securities. The Portfolio Management program is described in the applicable Morgan Stanley ADV Part 2, available at www.morganstanley.com/ADV or from your Financial Advisor.

Past performance of any security is not a guarantee of future performance. There is no guarantee that this investment strategy will work under all market conditions. Holdings are subject to change daily, so any securities discussed in this profile may or may not be included in your account if you invest in this investment strategy. Do not assume that any holdings mentioned were, or will be, profitable. The performance, holdings, sector weightings, portfolio traits and other data for an actual account may differ from that in this material due to various factors including the size of an account, cash flows within an account, and restrictions on an account.

The views expressed herein are those of the author and do not necessarily reflect the views of Morgan Stanley Wealth Management or its affiliates. All opinions are subject to change without notice. Neither the information provided nor any opinion expressed constitutes a solicitation for the purchase or sale of any security. Past performance is no guarantee of future results.

Morgan Stanley Smith Barney LLC is not implying an affiliation, sponsorship, endorsement with/of the third party or that any monitoring is being done by Morgan Stanley of any information contained within the web site. Morgan Stanley is not responsible for the information contained on the third party web site or the use of or inability to use such site. Nor do we guarantee their accuracy and completeness.

Material in this presentation has been obtained from sources that we believe to be reliable, but we do not guarantee its accuracy, completeness or timeliness. Third party data providers make no warranties or representations relating to the accuracy, completeness or timeliness of the data they provide and are not liable for any damages relating to this data.



FORT COLLINS-LOVELAND WATER DISTRICT

MEMORANDUM

TO: Chris Pletcher, General Manager

FROM: Amanda Proctor, Finance Director

DATE: November 1, 2024

RE: Water Tap Revenue for October 2024

DATE	LOT SIZE	COMPANY NAME	ADDRESS	RAW WATER	PIF
10/1/24	5001-6000	HARMONY, LLC	6709 MORNING SONG	0.00	17,000.00
10/1/24	5001-6000	HARMONY, LLC	6719 MORNING SONG	0.00	17,000.00
10/1/24	3001-4000	HARTFORD CONSTRUCTION LLC	6109 Saddle Horn Dr	21,600.00	17,000.00
10/1/24	3001-4000	HARTFORD CONSTRUCTION LLC	6108 Dutch Dr	21,600.00	17,000.00
10/3/24	>11000	TOLL SOUTHWEST LLC	3970 Wheathead Place	69,000.00	17,000.00
10/3/24	5001-6000	CENTURY LAND HOLDINGS	4394 Trader St	37,200.00	17,000.00
10/3/24	5001-6000	CENTURY LAND HOLDINGS	4402 Trader St	37,200.00	17,000.00
10/3/24	5001-6000	CENTURY LAND HOLDINGS	4410 Trader St	37,200.00	17,000.00
10/3/24	5001-6000	CENTURY LAND HOLDINGS	4418 Trader St	37,200.00	17,000.00
10/3/24	5001-6000	CENTURY LAND HOLDINGS	4426 Trader St	37,200.00	17,000.00
10/3/24	5001-6000	CENTURY LAND HOLDINGS	4427 Shivaree St	37,200.00	17,000.00
10/3/24	7001-8000	CENTURY LAND HOLDINGS	4347 Caramel St	48,000.00	17,000.00
10/3/24	6001-7000	CENTURY LAND HOLDINGS	4348 Caramel St	43,200.00	17,000.00
10/3/24	5001-6000	CENTURY LAND HOLDINGS	4356 Caramel St	37,200.00	17,000.00
10/4/24	1.5 MF (5DU)	HARTFORD CONSTRUCTION LLC	6851-6867 Stonebrook Dr	96,000.00	27,200.00
10/7/24	>11000	TOLL SOUTHWEST LLC	4087 Nina Court	69,000.00	17,000.00
10/9/24	CON TAP	MELODY HOMES INC	5493 Tulim Lane	17,400.00	17,000.00
10/9/24	CON TAP	MELODY HOMES INC	5575 Tulim Lane	17,400.00	17,000.00
10/9/24	CON TAP	MELODY HOMES INC	5945 Amerifax Dr	17,400.00	17,000.00
10/9/24	CON TAP	MELODY HOMES INC	5939 Amerifax Dr	17,400.00	17,000.00
10/16/24	1.5 COMM	SUNRISE COMMUNITY HEALTH	201 W 69Th Court	300,000.00	85,000.00
10/16/24	3/4 IRR	SUNRISE COMMUNITY HEALTH	Irr 201 W 69Th Court	81,600.00	17,000.00



FORT COLLINS-LOVELAND WATER DISTRICT

10/17/24	1.5 MF (4DU)	HARTFORD CONSTRUCTION LLC	4820-4832 River Roads Drive	76,800.00	21,760.00
10/17/24	3/4 IRR	TOWN OF TIMNATH	Irr 4482 Timnath Pkwy	81,600.00	17,000.00
10/24/24	3001-4000	HARTFORD CONSTRUCTION LLC	6118 Red Barn Rd	21,600.00	17,000.00
10/24/24	6001-7000	CENTURY LAND HOLDINGS	4388 Trader St	43,200.00	17,000.00
10/24/24	9001-10000	CENTURY LAND HOLDINGS	4339 Caramel St	57,000.00	17,000.00
10/24/24	5001-6000	CENTURY LAND HOLDINGS	4419 Shivaree St	37,200.00	17,000.00
10/28/24	CON TAP	RICHMOND AMERICAN HOMES OF COL	6191 Amerifax Dr	17,400.00	17,000.00
10/28/24	CON TAP	RICHMOND AMERICAN HOMES OF COL	6185 Amerifax Dr	17,400.00	17,000.00
10/28/24	CON TAP	RICHMOND AMERICAN HOMES OF COL	6179 Amerifax Dr	17,400.00	17,000.00
10/28/24	CON TAP	RICHMOND AMERICAN HOMES OF COL	6170 Amerifax Dr	17,400.00	17,000.00
10/28/24	CON TAP	RICHMOND AMERICAN HOMES OF COL	6176 Amerifax Dr	17,400.00	17,000.00
10/31/24	>11000	TOLL SOUTHWEST LLC	4274 Strolling St	69,000.00	17,000.00
				\$1,553,400.00	\$660,960.00
Total Water Taps Sold For October 2024 =			34		
		3/4" Taps Sold =	31		
		1" Taps Sold =	0		
		1.5" Taps Sold =	3		
		2" Taps Sold =	0		
		3" Taps Sold =	0		
		4" Taps Sold =	0		
		City Water Taps =	0		
Water provided by Builder/Developer =			2		
		Bought from FCLWD =	32		
Total Water Taps Sold For October 2023 =			48		
Taps sold for the year 2023 =			461		
Taps sold for the year 2022 =			561		
Taps sold for the year 2021 =			555		



Fort Collins-Loveland Water District

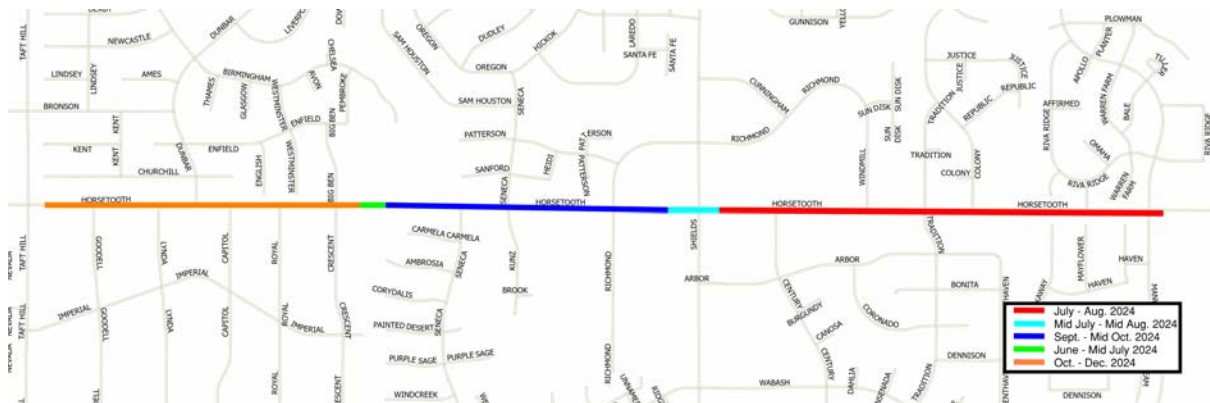
To: FCLWD Board of Directors

From: Linsey Chalfant, P.E.

Date: November 14, 2024

Re: Capital Project Update – Zone 5 – Phase 2 – Horsetooth Road

PROJECT MANAGER: Linsey Chalfant, P.E.



More project information at:

<https://fclwd.com/water/construction-projects/>

The 24" waterline installation for Zone 5-Phase II is progressing slightly ahead of schedule.

MILESTONES ACHIEVED

- Approximal 8,400 LF of pipe installed to date
- Waterline was tied into both sides of the waterline that was bored under the PV&LC canal
- Paving of Horsetooth Road from Shields to Dunbar has been completed
- All service tie-overs complete

UPCOMING MILESTONES

- October to end of November: Open cut installation of 24" Waterline in Horsetooth Road
- Road Open before Thanksgiving
- Lesson Learned

PROJECT HURDLES

- Planned shutdowns to tie into existing waterlines
- Weather

OUTREACH ACTIVITIES

- Mailed postcards & hung door hangers prior to start of construction.
- Informational sign with flyers available on site
- Maintain project webpage on District site
- Press release for the closure of westbound Horsetooth from Colony Drive to Shields.



Left: 8" service tie-over into Capital Drive

Center: 24" PVC installation

Right: Horsetooth Road paved and striped near Dunbar



Fort Collins-Loveland Water District

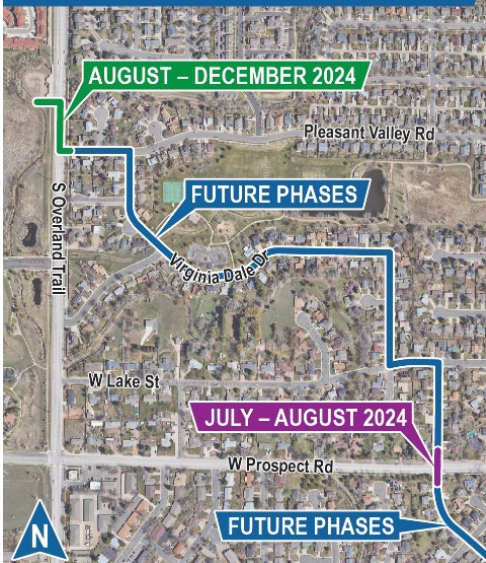
To: FCLWD Board of Directors

From: Linsey Chalfant, P.E.

Date: November 14, 2024

Re: Capital Project Update – Western Backbone – Phase 2

Western Backbone Project Map



More project information at:

<https://fclwd.com/water/construction-projects/>

MILESTONES ACHIEVED-PROJECT COMPLETE

- 200LF of 42" pipe installed across Prospect Road
- 355LF of 42" pipe installed in Pleasant Valley Road and Overland Trail.
- 144LF of 30" pipe installed in Overland Trail.
- Removed 50LF of existing 20" steel pipe in Overland Trail
- Crossed under City's 42" waterline and over 60" waterline.
- Completed ahead of schedule and under budget.

UPCOMING MILESTONES


- Project Complete

PROJECT HURDLES

- DR14 pipe fitting in Butterfly Valve
- Removing Line Stop

OUTREACH ACTIVITIES

- Mailed postcards & hung door hangers prior to start of construction.
- Continuing door hangers as impacts change
- Informational sign with flyers available on site
- Maintain project information on District website
- Variable message boards at all detour routes



Left: 42" Butterfly Valve Vault

Center: Line stop removal

Right: Final pavement and striping

FORT COLLINS – LOVELAND WATER DISTRICT

MONTHLY FINANCIAL REPORT

November 30, 2024*

- **Page 1 – Aged Accounts Receivable**
- **Page 1 – Metered Revenue Comparison**
- **Page 2 – Cash and Investments**
- **Page 2 – Expenditures**
- **Page 3 – Investment Account Review**
- **Page 4 – Revenue and Expenses – Budget vs. Actual**
- **Page 9 – Tap Sales**

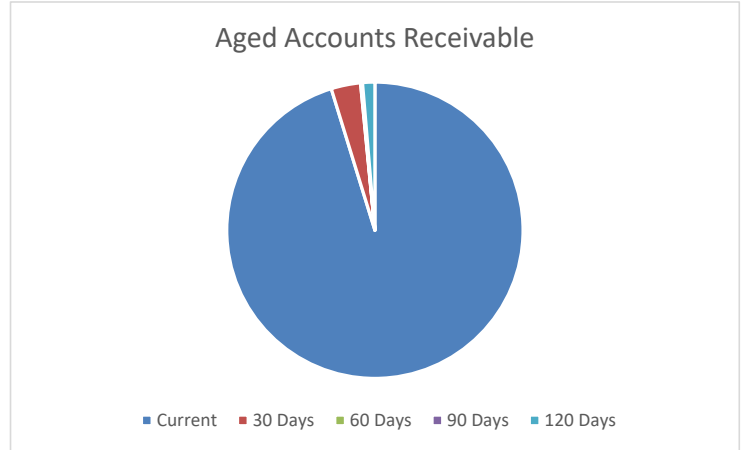
***Numbers in this report are subject to change as items are posted into the period they occurred.**



November 30, 2024

Aged Accounts Receivable (Customer Billings)

Current	\$ 1,385,282	95.2%
30 Days	46,655	3.2%
60 Days	1,072	0.1%
90 Days	2,087	0.1%
120 Days	19,420	1.3% *
	<u>\$ 1,454,516</u>	100.0%

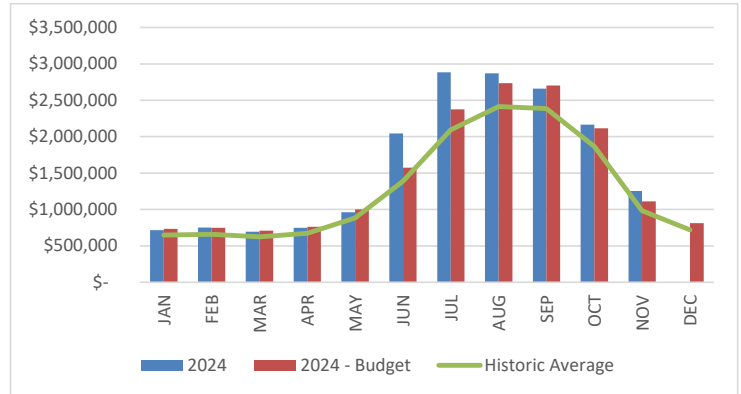


*Accounts greater than 120 days have service disconnected

Note> Above amounts *excludes* credits on customer accounts.

Metered Revenue Comparison

	2024	2024 - Budget	Historic Average
JAN	\$ 717,455	\$ 733,768	647,558
FEB	751,981	746,716	658,984
MAR	694,737	707,227	624,135
APR	747,242	761,395	671,939
MAY	960,109	999,294	881,887
JUN	2,042,829	1,572,294	1,387,565
JUL	2,883,341	2,373,940	2,095,026
AUG	2,869,450	2,735,142	2,413,789
SEP	2,658,526	2,703,595	2,385,950
OCT	2,163,947	2,114,617	1,866,170
NOV	1,254,140	1,112,331	981,643
DEC	-	\$ 813,769	718,159
Totals	<u>\$ 17,743,757</u>	<u>\$ 17,374,088</u>	<u>\$ 15,332,804</u>



Metered revenue includes billings to customers and is the primary source of operating revenue. Customers are billed for the prior month's consumption. The fluxuation year over year is the result of weather variations, increase in number of customers served and rate increases.

The historic average is the average of the last three years' actual revenue.



November 30, 2024

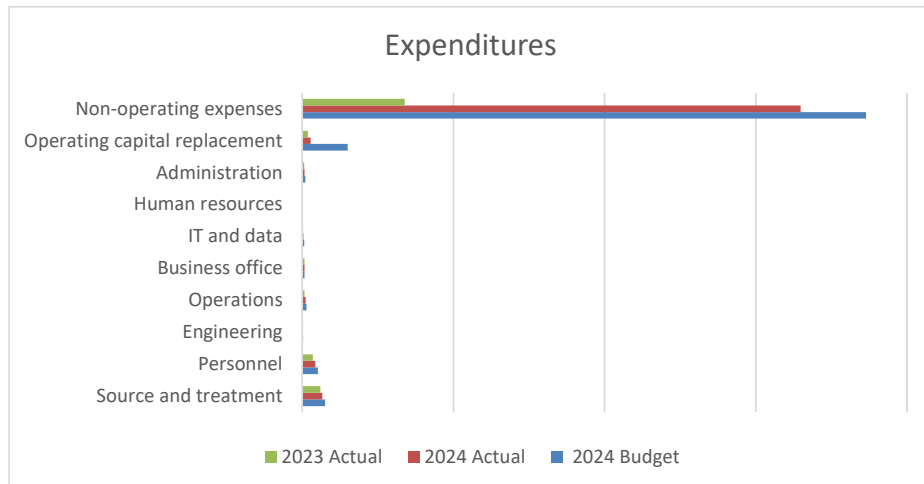
Cash and Investments

		Yield**	
Cash on Hand			\$ 100
Cash in Bank			1,681,226
Savings			
	1st Bank Liquid Asset	3.10%	806,298
	Colotrust	4.87%	854,773
	CSAFE	4.80%	1,785,560
Government Securities		4.29%	<u>113,577,364</u>
			<u>118,705,321</u>
Available Cash and Investments			<u><u>\$ 118,705,321</u></u>

**Monthly Average Annual Yield

Expenditures

Department	2024 Budget	2024 Actual	2023 Actual
Source and treatment	\$ 7,633,305	\$ 6,682,709	\$ 6,049,489
Personnel	5,152,942	4,325,740	3,580,384
Engineering	318,660	186,250	288,430
Operations	1,388,700	1,158,988	731,826
Business office	805,700	809,292	797,305
IT and data	664,625	437,739	311,114
Human resources	34,200	196	181
Administration	1,050,248	776,414	707,792
Operating capital replacement	15,006,350	2,800,814	1,834,356
Non-operating expenses	186,435,652	164,851,638	33,921,866
	<u>\$ 218,490,382</u>	<u>\$ 182,029,779</u>	<u>\$ 48,222,743</u>



MSSB Account Summary

Functional Currency: USD 11/01/2024 - 11/30/2024

ICAP-Fort Collins Loveland (83270)

Dated: 12/03/2024

[Return to Table of Contents](#)

Accounting

Balance Sheet Classification

	Book Value	Market Value
Cash & Cash Equivalents	17,991,111.20	17,991,111.20
Short Term Investments	44,089,680.76	44,020,165.00
Long Term Investments	51,677,350.88	51,696,360.00
Accrued Interest Receivable	802,034.73	802,034.73
Equity	0.00	0.00
Alternative Investments	0.00	0.00
Total	114,560,177.56	114,509,670.93

Unrealized Gain/Loss

Beginning Unrealized Gain/Loss	-32,438.64
Unrealized Gain	110,599.63
Unrealized Loss	-161,106.26
Net Unrealized Gain/Loss	-50,506.64
Change Unrealized Gain/Loss	-18,067.99

Interest Income Detail

	Tax Exempt	Taxable
Beginning Accrued	0.00	898,124.34
Purchased Accrued	0.00	0.00
Sold Accrued	0.00	0.00
Coupons Received	0.00	440,271.84
Equity Dividends Received	0.00	0.00
Interest Accrued In Period	0.00	344,182.23
Other Income	0.00	0.00
Interest Income Total	0.00	344,182.23
Ending Accrued	0.00	802,034.73

Amortization/Accretion

	Tax Exempt	Taxable
Beginning Amortized Cost	0.00	117,355,245.50
Purchases	0.00	372,046.08
Sales	0.00	6,594,000.00
Ending Amortized Cost	0.00	113,758,142.84
Amortization/Accretion	0.00	56,625.49

Realized Gain/Loss

Realized Gain	0.00
Realized Loss	0.00
Realized Impairment Loss	0.00
Net Realized Gain/Loss	0.00
Realized Gains	0.00

Performance

Summary

	Actual	Annualized
Income Return	0.35%	4.29%
Price Return	-0.01%	-0.14%
Total Return	0.33%	4.14%

Market Value

Daily Average Market Value	116,154,309.27
Beginning Market Value	118,220,931.20
Ending Market Value	114,509,670.93
Change In Market Value	-3,711,260.27

Transactions

Purchases/Sales/Maturities/Redemptions

	Purchases	Sales	Maturities	Redemptions
Cash & Cash Equivalents	-372,046.08	4,094,000.00	0.00	0.00
Short Term Marketable Securities	0.00	0.00	2,500,000.00	0.00
Long Term Marketable Securities	0.00	0.00	0.00	0.00
Equities	0.00	0.00	0.00	0.00
Funds	0.00	0.00	0.00	0.00
Alternative Investments	0.00	0.00	0.00	0.00
Total	-372,046.08	4,094,000.00	2,500,000.00	0.00

Cash Transfers

Cash Transfers	-4,094,000.00
-----------------------	----------------------

Security Transfers

Transfers In	0.00
Accrued Transfers In	0.00
Transfers Out	0.00
Accrued Transfers Out	0.00
Total	0.00

Risk

Summary

Purchase Yield	4.180
Duration (Years)	0.975
Duration (Days)	356
WAM (Effective)	0.882
WAM (Days)	322.000
Avg Credit Rating	AAA/Aaa/AAA

Duration

0-90 Days	12.80
90-180 Days	9.77
180-365 Days	21.94
1-2 Years	38.61
Over 2 Years	16.88

Credit Ratings

AAA/Aaa	100.00
AA/Aa	0.00
A/A	0.00
BBB/Baa	0.00
Non-Invest	0.00
Not Rated	0.00

Sectors

Cash	15.71
Government	75.45
Agency	1.96
Municipal	0.00
Corporate	6.88
Asset Backed	0.00
Mortgage Backed	0.00
Equity	0.00



**FORT COLLINS - LOVELAND WATER DISTRICT
SCHEDULE OF REVENUE AND EXPENDITURES -
BUDGET vs ACTUAL**

	Amended Budget	Actual - Budgetary Basis	Variance Under Budget (Over Budget)	Percentage of Budget
Revenue				
Operating Revenue				
Metered revenue	\$ 18,277,148	\$ 17,697,631	\$ 579,517	96.83%
Water sales - construction	475,000	417,476	57,524	87.89%
Town of Windsor	466,438	553,145	(86,707)	118.59%
Water rental	200,000	524,973	(324,973)	262.49%
Miscellaneous income	1,137,000	207,024	929,976	18.21%
Property Tax (1.500 mills)	1,706,955	1,888,764	(181,809)	110.65%
Total operating revenue	22,262,541	21,289,014	(973,527)	95.63%
Non-Operating Revenue				
Interest on investments	4,970,000	5,452,468	(482,468)	109.71%
Tap fees (water)	19,200,000	16,382,885	2,817,115	85.33%
Tap fees (PIF)	6,800,000	6,183,716	616,284	90.94%
Meter fees	166,000	163,735	2,265	98.64%
CLRWTA partner reimbursements	274,374	106,576	167,798	38.84%
Inclusion fees	-	839	839	0.00%
Total non-operating revenue	31,410,374	28,290,219	(3,120,155)	90.07%
Total revenue	53,672,915	49,579,233	(4,093,682)	92.37%
Expenses				
Source and Treatment				
Assessments	1,650,000	1,261,826	388,174	76.47%
Soldier Canyon	3,230,151	3,054,726	175,425	94.57%
City of Loveland	30,000	1,743	28,257	5.81%
City of Fort Collins - Water Sale IGA	2,606,954	2,261,880	345,074	86.76%
Other water districts	15,000	30,163	(15,163)	201.08%
Water resource consulting	30,000	12,220	17,780	40.73%
Utilities - Farm	4,200	3,548	652	84.48%
R & M - Farm	67,000	56,602	10,398	84.48%
Total source and treatment	7,633,305	6,682,709	950,596	87.55%
Personnel				
Wages	3,860,000	3,041,757	818,243	78.80%
Overtime & on-call pay	96,500	137,250	(40,750)	142.23%



**FORT COLLINS - LOVELAND WATER DISTRICT
SCHEDULE OF REVENUE AND EXPENDITURES -
BUDGET vs ACTUAL**

	Amended Budget	Actual - Budgetary Basis	Variance Under Budget (Over Budget)	Percentage of Budget
Payroll taxes	308,800	244,518	64,282	79.18%
Medical insurance	452,542	559,093	(106,552)	123.55%
Life insurance	57,000	57,576	(576)	101.01%
Retirement	231,600	167,148	64,452	72.17%
Worker's compensation ins	15,000	25,380	(10,380)	169.20%
Education & training	60,000	18,432	41,568	30.72%
Cell phone service	16,000	19,546	(3,546)	122.16%
Safety program	26,000	19,774	6,226	76.05%
Uniforms	15,000	9,069	5,931	60.46%
Employee awards & recognition	6,500	18,228	(11,728)	280.44%
Recruiting & onboarding	5,000	4,840	160	96.79%
Dues & subscriptions	2,000	2,888	(888)	144.39%
Travel	1,000	242	758	24.18%
Total personnel	5,152,942	4,325,740	827,202	83.95%
Engineering				
Consulting	235,000	116,447	118,553	49.55%
Fuel	6,000	7,097	(1,097)	118.28%
Miscellaneous	1,500	2,008	(508)	133.84%
R & M - equipment	10,000	1,753	8,247	17.53%
R & M - vehicles	4,000	6,567	(2,567)	164.18%
Software maintenance	56,160	43,058	13,102	76.67%
Supplies	6,000	9,321	(3,321)	155.35%
Total engineering	318,660	186,250	132,410	58.45%
Operations				
R & M - lines & equipment	415,000	505,650	(90,650)	121.84%
R & M - tanks	160,000	16,733	143,267	10.46%
Fuel	40,000	28,185	11,815	70.46%
Office supplies	2,000	252	1,748	12.62%
R & M - vehicles	45,000	49,940	(4,940)	110.98%
Supplies	10,000	36,798	(26,798)	367.98%
Utilities - pump stations	250,000	309,401	(59,401)	123.76%
Potholing	50,000	47,565	2,435	95.13%
R & M - remote facilities	220,000	23,975	196,025	10.90%
Telemetry	112,200	127,821	(15,621)	113.92%
Consulting	60,000	-	60,000	0.00%



**FORT COLLINS - LOVELAND WATER DISTRICT
SCHEDULE OF REVENUE AND EXPENDITURES -
BUDGET vs ACTUAL**

	Amended Budget	Actual - Budgetary Basis	Variance Under Budget (Over Budget)	Percentage of Budget
Software maintenance	24,500	12,669	11,831	51.71%
Total operations	1,388,700	1,158,988	229,712	83.46%
Business office				
Bank service charges	45,000	31,747	13,253	70.55%
Miscellaneous expense	500	-	500	0.00%
On-line bill processing	125,000	121,941	3,059	97.55%
Payroll processing	13,000	10,066	2,934	77.43%
Postage	71,000	80,997	(9,997)	114.08%
Printing	46,000	55,469	(9,469)	120.59%
Publications & notices	1,000	281	719	28.08%
R & M - office equipment	11,000	3,682	7,318	33.47%
Software maintenance	90,000	54,917	35,083	61.02%
Supplies	19,000	16,918	2,082	89.04%
Consulting	136,200	250,243	(114,043)	183.73%
Customer relations	6,000	5,529	471	92.15%
Water conservation	100,000	36,214	63,786	36.21%
Meter hosting service	50,000	49,182	818	98.36%
Water quality testing	45,000	38,643	6,357	85.87%
Utility locates	30,000	40,352	(10,352)	134.51%
Fuel	13,000	10,579	2,421	81.38%
R & M - vehicles	4,000	2,533	1,467	63.33%
Total business office	805,700	809,292	(3,592)	100.45%
IT and data				
Consulting	596,000	374,478	221,522	62.83%
Security	25,525	27,133	(1,608)	106.30%
Telephone	25,000	27,559	(2,559)	110.24%
Software renewal and maintenance	17,100	7,889	9,211	46.13%
Supplies	1,000	680	320	67.99%
Total IT and data	664,625	437,739	226,886	65.86%



**FORT COLLINS - LOVELAND WATER DISTRICT
SCHEDULE OF REVENUE AND EXPENDITURES -
BUDGET vs ACTUAL**

	Amended Budget	Actual - Budgetary Basis	Variance Under Budget (Over Budget)	Percentage of Budget
Human resources				
Consulting	30,000	-	30,000	0.00%
Software renewal and maintenance	1,200	-	1,200	0.00%
Supplies	3,000	196	2,804	6.53%
Total human resources	34,200	196	34,004	0.57%
Administration				
Directors' fees	14,400	9,639	4,761	66.94%
Directors' payroll taxes	1,150	699	451	60.75%
Directors' expense	15,000	21,247	(6,247)	141.65%
Audit & consulting fees	27,500	27,633	(133)	100.48%
Collection fees	18,748	35,667	(16,919)	190.24%
Consulting services	50,000	8,576	41,424	17.15%
Contingency	15,000	10,386	4,614	69.24%
Dues & subscriptions	13,950	14,135	(185)	101.33%
Insurance - liability	136,000	136,700	(700)	100.51%
Insurance - property	107,000	106,770	230	99.79%
Janitorial service	20,000	20,025	(25)	100.13%
Legal	250,000	241,359	8,641	96.54%
Miscellaneous expenses	100	0	100	0.44%
R & M - administration building	250,000	47,008	202,992	18.80%
Utilities - admin building	40,000	27,117	12,883	67.79%
Fuel	7,000	3,797	3,203	54.25%
R & M - vehicles	4,000	771	3,229	19.28%
Leased office space	80,400	64,884	15,516	80.70%
Total administration	1,050,248	776,414	273,834	73.93%
Operating expenses before operating capital replacement	17,048,380	14,377,327	2,671,052	
Operating income (loss) before operating capital replacement	5,214,161	6,911,687	(1,697,526)	
Operating Capital Replacement				
Source & treatment - operating	910,000	201,375	708,625	22.13%
Meters - operating	299,650	449,860	(150,210)	150.13%
Distribution - operating	12,078,000	1,763,694	10,314,306	14.60%
Operations equipment	316,700	196,533	120,167	62.06%



**FORT COLLINS - LOVELAND WATER DISTRICT
SCHEDULE OF REVENUE AND EXPENDITURES -
BUDGET vs ACTUAL**

	Amended Budget	Actual - Budgetary Basis	Variance Under Budget (Over Budget)	Percentage of Budget
Office & engineering equipment	292,000	157,529	134,471	53.95%
Building improvements - operating	1,110,000	31,823	1,078,177	2.87%
Total operating capital replacement	15,006,350	2,800,814	12,205,536	18.66%
Total operating expenses	32,054,730	17,178,141	14,876,589	53.59%
Operating income (loss)	(9,792,189)	4,110,873	(13,903,062)	

Non-Operating Expenses

DEBT RELATED EXPENSES

Interest on CWCB notes	5,597	5,596	1	99.99%
Debt service - CWCB notes	11,989	11,989	-	100.00%
Interest on bonds (2023 issue)	3,594,792	3,594,792	0	100.00%
Debt service - 2023 issue	3,070,000	3,070,000	-	100.00%

CAPITAL PURCHASES & PROJECTS

Source & treatment	50,000	11,260	38,740	22.52%
Water projects / acquisitions	150,000,000	139,214,767	10,785,233	92.81%
Water storage	2,615,100	2,321,634	293,466	88.78%
Meters	498,800	449,469	49,331	90.11%
Distribution	25,000,000	15,856,826	9,143,174	63.43%

CLRWTA EXPENSES

Director & board expenses	5,000	-	5,000	0.00%
Contract support	116,740	68,603	48,137	58.77%
Legal	60,000	37,632	22,368	62.72%
Marketing & public relations	2,500	-	2,500	0.00%
Marketing & public relations - no cost share with partners	15,000	36,944	(21,944)	246.30%
Outside services	17,734	-	17,734	0.00%
Dues & subscriptions	400	341	59	85.27%
General liability and property insurance	50,000	-	50,000	0.00%
Supplies	2,000	-	2,000	0.00%
Contingency	20,000	-	20,000	0.00%
CLRWTA annual operating expense - FCLWD only	-	68,923	(68,923)	0.00%
Water plant design and construction	500,000	-	500,000	0.00%
Water line transmission design & construction	800,000	102,860	697,140	12.86%

Total non-operating expenses	186,435,652	164,851,638	21,584,014	88.42%
-------------------------------------	--------------------	--------------------	-------------------	---------------



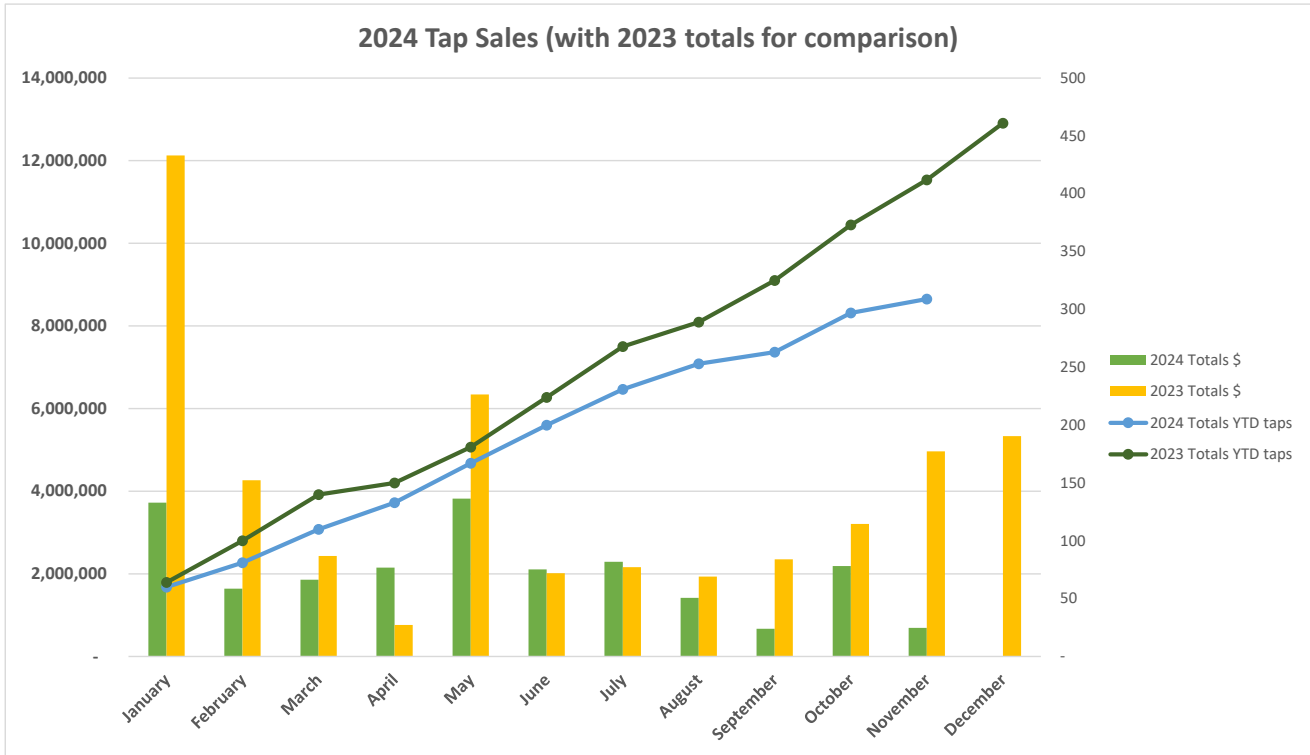
**FORT COLLINS - LOVELAND WATER DISTRICT
SCHEDULE OF REVENUE AND EXPENDITURES -
BUDGET vs ACTUAL**

	Amended Budget	Actual - Budgetary Basis	Variance Under Budget (Over Budget)	Percentage of Budget
Total expenses	218,490,382	182,029,779	36,460,602	83.31%
Nonoperating income (loss)	(155,025,278)	(136,561,419)	(18,463,859)	
Net Income (Loss)	\$ (164,817,467)	\$ (132,450,546)	\$ 32,366,921	



November 30, 2024

Tap Sales



	Water Purchased		Water Provided		City Water		2024 Totals			2023 Totals		
	# of taps	\$	# of taps	\$	# of taps	\$	# of taps	\$	YTD taps	# of taps	\$	YTD taps
January	59	3,710,125	1	13,021	-	-	60	3,723,146	60	64	12,125,631	64
February	21	1,642,400	-	-	-	-	21	1,642,400	81	36	4,266,293	100
March	29	1,855,560	-	-	-	-	29	1,855,560	110	40	2,430,549	140
April	23	2,149,968	-	-	-	-	23	2,149,968	133	10	759,955	150
May	34	3,821,240	-	-	-	-	34	3,821,240	167	31	6,339,743	181
June	33	2,109,760	-	-	-	-	33	2,109,760	200	43	2,013,068	224
July	31	2,293,000	-	-	-	-	31	2,293,000	231	44	2,160,416	268
August	22	1,418,120	-	-	-	-	22	1,418,120	253	21	1,933,897	289
September	10	670,920	-	-	-	-	10	670,920	263	36	2,353,585	325
October	32	2,154,560	2	34,000	-	-	34	2,188,560	297	48	3,208,643	373
November	11	688,600	-	-	1	5,327	12	693,927	309	39	4,965,457	412
December			-	-	-	-	-	-		49	5,332,087	461
Totals	305	22,514,253	3	47,021	1	5,327	309	22,566,601		461	47,889,322	

DISTRICT TAP TOTAL 20,466

**FORT COLLINS-LOVELAND WATER DISTRICT
DISTRIBUTIONS
November 2024**

Check #	Issued To	Description	Amount
93708	BECKER SAFETY & SUPPLY	UNIFORM - HARRIS	46.00
93709	COLORADO ANALYTICAL LAB	WATER - DRINKING 524.2 TTHMS, WATER - DRINKING 552.2 HAA5	1,760.00
93710	COMCAST	INTERNET SERVICE	455.91
93711	CORE & MAIN LP	S.C. OP NUT OR 7/8" SQUARE, A-6 ANIT-FRIC WASHER	1,418.88
93712	CTL THOMPSON INC	ZONE 5 - HORSETOOTH - PHASE II COMPACTION & ASPHALT TESTING, WESTERN BACKBONE - PHASE II COMPACTION & CONCRETE TESTING	7,780.00
93713	DATAPRINT SERVICES, LLC	POSTAGE FOR FCLWD, PRINTING FOR FCLWD	5,392.25
93714	CITY OF FORT COLLINS - PERMITS	ROW EXCAVATION PERMIT FEES - 3113 S TAFT HILL, ROW EXCAVATION PERMIT FEES - 7445 MATHESON DR, ROW EXCAVATION PERMIT FEES - 462 SAN JUAN DR	1,359.15
93715	GRAY MATTER SYSTEMS, LLC	SCADA MAINTENANCE	9,620.00
93716	GREYSTONE TECHNOLOGY	TOTAL CARE PREMIER - NOVEMBER	17,050.00
93717	JAX, INC.	BOOTS_MYHRE	174.29
93718	LARIMER COUNTY SOLID WASTE	RUBBLE COMMERCIAL	748.66
93719	LOVELAND FORD-LINCOLN	R&M - TRUCK #1119 - VIN: 1FT8W3BT7NEE85497	445.90
93720	NORTH WELD COUNTY WATER DISTRICT	BUSS GROVE METERED USAGE 2024	30,162.50
93721	PROVIDENCE INFRASTRUCTURE CONSULTANTS	CLRWTA WATER TRANSMISSION - ENGINEERING SERVICES	47,511.88
93722	ROBERT HALF	TEMP AGENCY - STAFF CONVERSION FEE	12,064.00
93723	SIMON	67 ROCK & STRUCTURAL FILL	1,536.76

**FORT COLLINS-LOVELAND WATER DISTRICT
DISTRIBUTIONS
November 2024**

Check #	Issued To	Description	Amount
93724	STAPLES BUSINESS CREDIT	OFFICE SUPPLIES, OFFICE SUPPLIES - OPERATIONS	281.88
93725	TCASE CONSTRUCTION	PATCH BACK 9 TONS - NEPTUNE REPAIR	2,700.00
93726	UTILITY NOTIFICATION CENTER	RTL TRANSMISSIONS, POSITIVE RESPONSE RE-NOTIFICATION	2,466.48
93727	USAVISION	VISION COVERAGE	1,630.42
93728	WESTERN STATES LAND SERVICES LL	WESTERN BACKBONE - AS NEEDED REAL ESTATE SERVICES, CLRWTA TRANSMISSION LINE - LAND & EASEMENT SERVICES	1,327.90
93729	XCEL ENERGY	ELECTRIC AT 15470 88 3/4 PIERCE FARM - 53-0014890778-1	3.76
93730	XEROX CORPORATION	BASE CHARGE, BLACK METER CHARGE, COLOR METER CHARGE	243.09
93731	AMAZON CAPITALSERVICES	3 DRAWER FILE CABINET, COAT RACK	195.53
93732	ANTHEM BC/BS	FCLWD MEDICAL COVERAGE	51,116.53
93733	ARC, INC.	JANITORIAL SERVICES - 5150 SNEAD, JANITORIAL SERVICES - TRAILER, JANITORIAL SERVICES - ADDTL TRAILER	1,145.03
93734	AVI ENGINEERING PLANNING SURVEYING	ZONE 5 TRANSMISSION PH02 CONSTRUCTION - 9/1/24-9/30/24	18,556.51
93735	DAVID BLAISDELL	CLASS 4 EXAM APPLICATION FEE, TESTING FEE, AIRPORT COUNTER - BADGE RENEWAL FEE	179.00
93736	COLORADO SPECIAL DISTRICTS POOL	2025 WORKERS' COMPENSATION RENEWAL	30,427.00
93737	VOID	VOID	0.00
93738	DATAPRINT SERVICES, LLC	POSTAGE FOR FCLWD, PRINTING FOR FCLWD	5,095.09

**FORT COLLINS-LOVELAND WATER DISTRICT
DISTRIBUTIONS
November 2024**

Check #	Issued To	Description	Amount
93739	EANALYTICS LABORATORY LLC	WATER QUALITY TESTING - ZONE 5 PH2	210.00
93740	EMPLOYERS COUNCIL SERVICES, INC.	NEW HIRE SCREENING - DAPPEN/BIXLER	199.50
93741	FORT COLLINS WINLECTRIC	TFFN 16 GAUGE BUILDING WIRE - TAFT PS, TFFN 16 GAUGE BUILDING WIRE - TAFT PS	297.61
93742	FORT COLLINS CONNEXION	INTERNET SERVICE FOR SNEAD	429.90
93743	CITY OF FORT COLLINS UTILITIES	ELECTRIC AT 3103 E HARMONY RD MASTER 364522-55780, ELECTRIC AT 4100 S TAFT HILL RD PUMP 334982-21042, ELECTRIC AT 5101 ZIEGLER RD PUMP 364522-81399	3,441.19
93744	CITY OF FORT COLLINS	HARMONY AND ROCK CREEK CONNECTIONS - 53.32 MG	158,568.35
93745	GRAY MATTER SYSTEMS, LLC	PS GMS SERVICES	60,485.87
93746	HENSEL PHELPS CONSTRUCTION CO	LONGVIEW PUMP STATION - SITE INVESTIGATION, AIRPORT PUMP STATION - SITE INVESTIGATION	9,072.00
93747	LARIMER COUNTY CANAL NO.2 IRR COMPANY	PLAN REVIEW FEE, LEGAL FEES FOR AGREEMENT, DEPOSIT FOR ENGINEERING REVIEW, PERMIT FEES	9,150.00
93748	LOVELAND FORD- LINCOLN	R&M - TRUCK #1127 - VIN: 1FT8W2BA6RED73773	104.23
93749	MAXEY TRAILER SALES & TRUCK FITTING	LIGHT STT SEALED RND RED - OVERLAND PUMP STATION, STRAP RATCHET W/WIRE HOOK	12.78

**FORT COLLINS-LOVELAND WATER DISTRICT
DISTRIBUTIONS
November 2024**

Check #	Issued To	Description	Amount
93750	O'REILLY FIRST CALL	WIPER BLADES_TRUCK 1105_VIN: 1FTPF1EF6EKD82921, DSL ANTIGEL FOR DEISEL EQUIPMENT, 26OZ ANTIGEL FOR DEISEL EQUIPMENT, DSL ANTIGEL FOR DEISEL EQUIPMENT	219.79
93751	VOID	VOID	0.00
93752	TOWN OF PIERCE	WATER & SEWER AT 15470 CR 88 3/4 PIERCE	175.00
93753	ULINE, INC.	1M/CT BLUE PADLOCK SEALS	208.32
93754	UMB BANK	WATER REVENUE BONDS SERIES 2023	4,795,500.00
93755	VERIZON CONNECT FLEET USA LLC	FLEET GPS SERVICES - FCLWD	727.45
93756	VESTIS	RESTROOM SERVICE, MAT NYLON/RUBBER, SCRAPER MAT, SERVICE CHARGE, LOGO MATS	278.50
93757	WESTWATER RESEARCH LLC	WATER RESOURCE CONSULTING	1,816.25
93758	WEX BANK	ENGINEERING FUEL, OPERATIONS FUEL, ADMIN FUEL, OFFICE & FIELD SERVICES FUEL	4,700.94
93759	WILDROCK PUBLIC RELATIONS & MARKETING	CLRWTA MONTHLY SERVICES, MICROSOFT 365 MONTHLY FEE, MONTHLY SERVICES, CLRWTA HOURLY WORK	14,014.00
93760	ZULTYS, INC	PHONE SERVICE	829.26
93761	CONVERGINT TECHNOLOGIES LLC	MAINTENANCE SERVICE - CAMERA REPLACEMENT/FIX AT REMOTE SITES	5,750.00
93762	JAMES PEST CONTROL	PEST TREATMENT	75.00
93763	REPUBLIC SERVICES #642	WASTE SERVICES	268.86
93764	JAMES BORLAND	DIRECTORS' FEES	92.35
93765	WILLIAM DIETERICH	DIRECTORS' FEES	92.35
93766	PETER O'NEILL	DIRECTORS' FEES	92.35

**FORT COLLINS-LOVELAND WATER DISTRICT
DISTRIBUTIONS
November 2024**

Check #	Issued To	Description	Amount
93767	STEPHEN W SMITH	DIRECTORS' FEES	92.35
93768	DENIS SYMES	DIRECTORS' FEES	92.35
93769 - 93785	CUSTOMER REFUNDS	OVERPAYMENT REFUNDS	3,111.04
93786	ALLY UTILITY CONSULTING	CLRWTA - OCTOBER WORK - MONTHLY MEETING - 2025 BUDGET - INSURANCE	18,599.25
93787	AT & T MOBILITY	DISTRICT CELL PHONES & OTHER DEVICES, SECURITY, TELEMETRY	4,143.06
93788	AT&T MOBILITY - CC	IOT SIM CARD - OT TELEMETRY	21.50
93789	BLUE MARGIN, INC.	MDS - MONTHLY SUBSCRIPTION	10,000.00
93790	CD ENGINEERING, INC.	DEVELOPMENT REVIEW & SPECIFICATION UPDATE	2,570.00
93791	COLLINS COLE FLYNN WINN ULMER	FCLWD GENERAL LEGAL FEES	7,353.50
93792	CONNELL RESOURCES	TIMBERLINE RD AC WATERLINE REPAIR, 328 S OVERLAND TRAIL REPAIRS, WESTERN BACKBONE TRANSMISSION PH 2A - 9/28/24- 11/2/24	132,400.12
93793	CONVERGINT TECHNOLOGIES LLC	MAINTENANCE SERVICES ON SNEAD SECURITY PANEL	1,095.00
93794	CORE & MAIN LP	STAINLESS STEEL PIPE FITTING 3.45-3.70, 3" & 4" SS MEGALUG, 4STL GUARD POST 7', 3" MEGALUG ACC KIT JOINT RESTRAINT, 3" MEGALUG ACC KIT JOINT RESTRAINT	2,193.52
93795	DANA KEPNER COMPANY	520M MXU 1 PORT RADIO, HOURLY READ LEAK DET, 1-1/2" CORDONEL METER, 2" C2 MEAS CHAMBER HEAD	108,679.00
93796	DATA WEST	2025 MAINTENANCE AGREEMENT FOR BILLMASTER & WEBSHARE	13,953.85

**FORT COLLINS-LOVELAND WATER DISTRICT
DISTRIBUTIONS
November 2024**

Check #	Issued To	Description	Amount
93797	EANALYTICS LABORATORY LLC	WATER QUALITY TESTING - SCOOTERS COFFEE	70.00
93798	ERB LAW, LLC	CLRWTA GENERAL LEGAL FEES	4,854.40
93799	FORT COLLINS LOVELAND WATER DISTRICT	WATER AT 5150 SNEAD DR	61.77
93800	FORT COLLINS WINLECTRIC	TAFT PUMP STATION SCADA - WIRES & CONNECTORS, CROSSROADS MV - ZNC W/T COND HUB	109.26
93801	FIRSTBANK	EDUCATION & TRAINING, SDA CONFERENCE, FCLWD SWAG, DRINKS AND SNACKS, EMPLOYEE RECOGNITION GIFT CARD, LUNCH MEETINGS, PIZZA WITH PLETCHER, SAFETY MEETING, TRAINING BREAKFAST, AIRPORT BADGES, ASCE MEMBERSHIP DUES - CHALFANT, SYSTEM OPERATOR CLASS 2, KITCHEN AND CLEANING SUPPLIES, MARKETING EMAIL, WEBSITE MONITORING/UPDATE, START UP DIGITAL PLATFORM, FACEBOOK ADS, BOARD MEMBER IT SUPPORT MEMBERSHIP, COMPUTER EQUIPMENT RECYCLING, BOARD MEETING FOOD, SDA CONFERENCE, OFFICE SUPPLIES, OIL CHANGE- ACADIA - VIN: 1GKKNLLS6PZ263614, METER NUTS & BOLTS, SPECIAL WARRANTY DEED FOR CITIZENS PRINTING, CLRWTA ROOM RENTAL PARTNER MEETING, FEDEX DELIVERIES	7,455.76
93802	VOID	VOID	0.00
93803	VOID	VOID	0.00

**FORT COLLINS-LOVELAND WATER DISTRICT
DISTRIBUTIONS
November 2024**

Check #	Issued To	Description	Amount
93804	FRONT RANGE RAYNOR	SHOP DOOR REPAIR - LABOR, WEATHER SEAL	420.50
93805	FUZION FIELD SERVICES, LLC	PT STANDARD MONTHLY RENTAL	120.00
93806	GENERAL AIR COMPANY	SKULLERZ 8973 WHITE HARDHET - BIXLER	54.73
93807	WW GRAINGER, INC.	PIPE WRENCH, KNEELING MAT, LOCKING PLIER, BLUE MASKING TAPE	127.44
93808	GREYSTONE TECHNOLOGY	CISCO SWITCH - SCADA REPLACEMENT, 5690 LAPTOP - PROCTOR, DELL 32IN MONITORS, DELL DOCKING STATION, ADDITIONAL WINDOWS SERVER LICENSE - 2ND SCADA AD SERVER	6,550.89
93809	KANSAS CITY LIFE	DENTAL BENEFITS	2,894.40
93810	LARIMER COUNTY SOLID WASTE	COMM GREENWASTE	52.00
93811	LINCOLN FINANCIAL GROUP	LTD/STD/LIFE/ADD INSURANCE	4,854.48
93812	LOVELAND BARRICADE, LLC	TRAFFIC CONTROL - CR 34C & CR 5, TRAFFIC CONTROL - EMERGENCY - 725 S OVERLAND TRAIL	2,341.75
93813	CITY OF LOVELAND CURRENT PLANNING	LONGVIEW PUMP STATION - CIVIL CONSTRUCTION PLANS & REVISIONS, SITE DEVELOPMENT PLAN FOR USE BY RIGHT & LIMITED USE	2,700.00
93814	LOVELAND FIRE RESCUE AUTHORITY	AIRPORT PUMP STATION - CIVIL CONSTRUCTION PLANS & REVISIONS	750.00
93815	LYONS GADDIS	FCLWD GENERAL LEGAL FEES	9,730.50
93816	MEDICINE FOR BUSINESS AND INDUSTRY	DRUG/ALCOHOL SCREENING - AVALOS	70.00
93817	CARLOS MEDINA	BREAKFAST BURRITOS FOR WORK CREW	118.62

**FORT COLLINS-LOVELAND WATER DISTRICT
DISTRIBUTIONS
November 2024**

Check #	Issued To	Description	Amount
93818	MILLER LAND & LIVESTOCK OF NORTHERN CO	2.5 SHARES OF NPIC	625,000.00
93819	NORTH POUUDRE IRRIGATION CO	NPIC NEW CERTIFICATE FEE - MILLER LAND & LIVESTOCK OF NOCO LCC	200.00
93820	OFFICESCAPES OF DENVER	NEW HIVE DESK - TABLE TOP, TABLE LEGS	410.67
93821	PITNEY BOWES GLOBAL FINANCIAL SERVICES	POSTAGE MACHINE LEASE	163.53
93822	RAFTELIS	PROFESSIONAL FEES, TECHNOLOGY & COMMUNICATIONS CHARGE	2,690.00
93823	SOLDIER CANYON WATER TREATMENT AUTHORIT	WATER PURCHASED, WATER RESOURCES, RENEWAL AND REPLACEMENT FUND, LARIMER CTY CANAL #2 EXCESS CAPACITY 2024	404,417.12
93824	TST CONSULTING ENGINEERS, INC.	BUSS GROVE 24" WATERLINE - PROFESSIONAL PERSONNEL, UNIT BILLING - MILEAGE & XEROX BOND	16,145.75
93825	TYLER TECHNOLOGIES, INC	BILLING SYSTEM CONVERSION - COA SETUP AND TRAINING	1,400.00
93826	WESTWATER RESEARCH LLC	MONTHLY RETAINER	10,000.00
93827	WILLIAMS SCOTSMAN, INC.	60X24 MODULAR, RENTAL TAX, PREMIUM CONFERENCE PKG T2, PROF WORKSTATION PKG T2, L-DESK, ADA/IBC RAMP, PREM. OFFICE PACKAGE T2, RESTROOM W/1X WEEKLY SERVICE	4,296.41
93828	VOID	VOID	0.00
93829	CITY OF LOVELAND CURRENT PLANNING DIV	AIRPORT TRANSMISSION - CIVIL CONSTRUCTION PLANS & REVISIONS	500.00

**FORT COLLINS-LOVELAND WATER DISTRICT
DISTRIBUTIONS
November 2024**

Check #	Issued To	Description	Amount
93830	LOVELAND FIRE RESCUE AUTHORITY	LONGVIEW PUMP STATION - CIVIL CONSTRUCTION PLANS & REVISIONS, SITE DEVELOPMENT PLAN FOR USE BY RIGHT & LIMITED USE	1,000.00
93831	JAMES BORLAND	DIRECTORS' FEES AND NORTHERN WATER FALL SYMPOSIUM	184.70
93832	WILLIAM DIETERICH	DIRECTORS' FEES AND NORTHERN WATER FALL SYMPOSIUM	184.70
93833	PETER O'NEILL	DIRECTORS' FEES	92.35
93834	STEPHEN W SMITH	DIRECTORS' FEES AND NORTHERN WATER FALL SYMPOSIUM	184.70
93835	DENIS SYMES	DIRECTORS' FEES	92.35
93836	LAKE CANAL COMPANY OF COLORADO	BUSS GROVE 24" - DITCH CROSSING REVIEW & LEGAL FEES	13,200.00
93837	CONNELL RESOURCES	ZONE 5-PH2 HORSETOOTH PROJECT - 9/28/24-11/9/24	1,205,508.51
93838 - 93863	CUSTOMER REFUNDS	OVERPAYMENT REFUNDS	6,324.27
93864	AFLAC	SUPPLEMENT INSURANCE - FCLWD	171.27
93865	AMAZON CAPITALSERVICES	SCREEN PROTECTORS AND CASES FOR IPHONE 14, RACK MOUNT CAGE - SERVER ROOM, 25 PACK BADGE HOLDERS	99.33
93866	BECKER SAFETY & SUPPLY	HI-VIS CLASS 3 TYPE - KUNZIE, UNIFORMS - MEREDITH, SAFETY EYEWEAR	245.00
93867	BOMGAARS	BOOTS - MEDINA, UNIFORMS - KUNZIE, BOOTS - MEREDITH, UNIFORMS - BIXLER, BOOTS - BIXLER, UNIFORM - MYHRE, UNIFORM - SANDOVAL	904.94

**FORT COLLINS-LOVELAND WATER DISTRICT
DISTRIBUTIONS
November 2024**

Check #	Issued To	Description	Amount
93868	CAPSTONE, INC.	SNEAD FACILITY IMPROVEMENTS PROJECT - COST ESTIMATING SERVICES GENERAL LABOR	14,883.75
93869	CONNELL RESOURCES	RIVER WEST PATCH - 10/9/24	8,749.82
93870	CYBER74, LLC	NOV TUNGSTEN COMPLETE INVOICE	5,250.00
93871	DATAPRINT SERVICES, LLC	POSTAGE FOR FCLWD, PRINTING FOR FCLWD	3,632.26
93872	DISCOUNT TIRE	TIRES - TRUCK#1105 - VIN:1FTPF1EF6EKD82921	962.64
93873	DITESCO	ZONE 5 - 30% DESIGN - PROFESSIONAL SERVICES - 10/1/24-10/31/24	21,447.20
93874	EANALYTICS LABORATORY LLC	WATER QUALITY TESTING - ZONE 5 PHASE 2	70.00
93875	EUROFINS EATON ANALYTICAL, LLC	TESTING UCMR4 545	1,070.00
93876	FORT COLLINS LOVELAND WATER DISTRICT	WATER AT TIMNATH TANK 02455620-01, WATER AT 4100 S TAFT HILL RD	43.89
93877	VOID	VOID	0.00
93878	GENERAL AIR COMPANY	SURVEYOR CLASS 2 VESTS - BIXLER	26.50
93879	GRAY MATTER SYSTEMS, LLC	2024 SCADA MAINTENANCE, OCTOBER 2024 PROFESSIONAL SERVICES	9,805.00
93880	GREYSTONE TECHNOLOGY	PEN TEST REMEDIATION PROJECT, NOV CLOUD SERVICES, NOV AZURE CLOUD SERVICES, LICENSE FOR 2ND SCADA FIREWALL, SONICWALL LICENSE FOR 2 SCADA FIREWALL	8,463.62
93881	IRRIGATION ASSOCIATION	WATER & ENERGY AGENCY REGULAR ASSOCIATE DUES	563.33
93882	IRTH SOLUTIONS	DIGTIX SUBSCRIPTION FEES, DIGTIX TICKETS -OVERAGE	7,977.00

**FORT COLLINS-LOVELAND WATER DISTRICT
DISTRIBUTIONS
November 2024**

Check #	Issued To	Description	Amount
93883	KING SURVEYORS	PROJECT SURVEYOR, DRAFTSMAN, GPS CREW	4,483.50
93884	CITY OF LOVELAND	ELECTRIC AT 6900 N BOYD LAKE AVE, ELECTRIC AT 3951 E COUNTY ROAD 30, ELECTRIC AT 7450 E CROSSROADS BLVD TANK, ELECTRIC AT 150 W 71ST ST	7,802.91
93885	MEDICINE FOR BUSINESS AND INDUSTRY	DOT PHYSICAL SCREENING - SANDOVAL, DOT DRUG/ALC PRE- EMPLOYMENT SCREENING - BIXLER	171.30
93886	MMS ENVIRONMENTAL LABS	TOTAL COLIFORM TESTING	1,820.00
93887	PITNEY BOWES GLOBAL FINANCIAL SERVICES	RED INK CARTRIDGES FOR POSTAGE MACHINE	182.58
93888	RED WING BUSINESS ADVANTAGE ACCOUNT	BOOTS - BEROLO	200.00
93889	SAFELITE FULFILLMENT, INC	WINDSHEILD_FORD ESCAPE_VIN: 1FMCU9G61LUC18733	1,150.81
93890	SOUTH FORT COLLINS SANITATION DISTRICT	SEWER AT 5150 SNEAD - 32621	120.00
93891	TCASE CONSTRUCTION	SAN JUAN STREET - PATCH R&R 6" DEEP	1,400.00
93892	VESTIS	RESTROOM SERVICE, MAT NYLON/RUBBER, SCRAPER MAT, SERVICE CHARGE, LOGO MATS	278.50
93893	WILLIAMS SCOTSMAN, INC.	SINGLE STORY - 20'X24' FLEX CPX, PERSONAL PROPERTY EXPENSE, LG. FORMAT FLEX WINDOWS, OSHA STEPS WITH CANOPY, FLEXIGLASS	2,221.30

**FORT COLLINS-LOVELAND WATER DISTRICT
DISTRIBUTIONS
November 2024**

Check #	Issued To	Description	Amount
93894	VOID	VOID	0.00
93895	CITY OF FORT COLLINS	TRILBY TANK FEEDER LINE PROJECT - 1041 SURITY	24,900.00
93896	CITY OF FORT COLLINS UTILITIES	ELECTRIC AT 1093 S OVERLAND TRL 536957-86382	8,735.70
93897 - 93931	CUSTOMER REFUNDS	OVERPAYMENT REFUNDS	5,338.36
ACH	POUDRE VALLEY REA 2389	ELECTRIC AT 2738 W CO RD 38E-PUMP STATION	478.33
ACH	POUDRE VALLEY REA 2389	ELECTRIC AT 2890 W TRILBY RD	28.26
ACH	POUDRE VALLEY REA 2389	ELECTRIC AT 8110 S CO RD 13	68.50
ACH	POUDRE VALLEY REA 2389	ELECTRIC SERVICE FOR 1970A COLORADO BLVD	51.32
ACH	XCEL ENERGY	ELECTRIC AT 5800 E COUNTY ROAD 40	575.22
ACH	XCEL ENERGY	ELECTRIC AT 7093 COUNTY ROAD 40	26.64
ACH	XCEL ENERGY	ELECTRIC AT 5575 E COUNTY ROAD 26	19.58
ACH	XCEL ENERGY	GAS AT 5150 SNEAD DR	140.53
ACH	XCEL ENERGY	ELECTRIC AT 1170 S OVERLAND TRL BLDG	30.84
ACH	CITY OF FORT COLLINS UTILITIES	ELECTRIC AT 5150 SNEAD DR	1,208.12
ACH	CITY OF FORT COLLINS UTILITIES	ELECTRIC AT 5603 S TIMBERLINE RD	43.92
ACH	CITY OF FORT COLLINS UTILITIES	ELECTRIC AT 3211 ROCK CREEK DR	56.86
ACH	CITY OF FORT COLLINS UTILITIES	ELECTRIC AT 2825 SKIMMERHORN ST PUMP	48.78
ACH	CITY OF FORT COLLINS UTILITIES	ELECTRIC AT 6600 S COLLEGE AVE PUMP	45.94
11/8/24	Payroll		139,528.36
11/8/24	Mission Square		9,307.34
11/22/24	Payroll		141,785.29
11/22/24	Mission Square		14,622.27

**FORT COLLINS-LOVELAND WATER DISTRICT
DISTRIBUTIONS
November 2024**

Check #	Issued To	Description	Amount
Total			8,410,578.96

**FORT COLLINS - LOVELAND WATER DISTRICT
BOARD MEETINGS (3RD TUESDAY @ 7:00 P.M.):**

**JANUARY 21, 2025
FEBRUARY 18, 2025
MARCH 18, 2025
APRIL 15, 2025
MAY 20, 2025
JUNE 17, 2025**

**JULY 15, 2025
AUGUST 19, 2025
SEPTEMBER 23, 2025
OCTOBER 21, 2025
NOVEMBER 18, 2025
DECEMBER 09, 2025**

Amendment A: MDS Contract Renewal

Renewal Term: The initial term of the contract is hereby extended for 12 months commencing on January 1, 2025, and ending on December 31, 2025. Except as modified in Amendment A, all terms and conditions of the original contract shall remain in effect during the Renewal Term.

Price: The monthly price for Managed Data Service (MDS) will be \$10,000 throughout the Renewal Term.

Prior to subsequent renewals, Blue Margin reserves the right to adjust pricing. Any price adjustments will be communicated to the client in writing at least sixty (60) days before the start of the new term. Factors influencing price adjustments may include, but are not limited to, changes in market conditions, inflation, service enhancements, or increased operational costs.

Termination:

- The agreement will remain in effect for the entire 12-month term.
- No partial month billing or prorated services will be provided.

SIGNATURES:

CLIENT
Signature: _____
Name (Print): _____
Title: _____

Blue Margin, Inc.
Signature: _____
Name (Print): Anne Eisenach
Title: VP, Client Delivery

Blue Margin, Inc.
330 S. College Ave, Suite 100
Fort Collins, Colorado 80524
(800) 865-6350
www.bluemargin.com



Data Lake & Month-to-Month MDS

CLIENT: Fort Collins-Loveland Water District
5150 Snead Dr.
Fort Collins, CO 80525
ATTN: Chris Pletcher

DATE: 05/23/2024
PAYMENT TERMS: Net-30

PROJECT & DELIVERABLES

Blue Margin will provide support as specified on *Addendum A* hereto.

OTHER REQUIREMENTS OR TERMS:

Client will provide:

- Access to key systems and resources, and;
- Access to key subject matter experts throughout the development process.

FEES:

Customer will pay the Fees on *Addendum B* attached hereto.

TERMS AND CONDITIONS:

This contract is made under and pursuant to that Master Services Agreement entered into between Blue Margin and Client in October 2022. In the event of any conflict with this contract and the Agreement, the Agreement will govern. All late payments will incur late fees as provided in the Master Services Agreement.

The parties may modify the terms of this contract by submitting a written proposed change order (the "Change Order") which will become part of the applicable contract when executed by both parties, and the services described therein will become part of the Services.

Any services performed by Blue Margin outside the scope of this agreement, such as additional services requested, will be invoiced as a separate contract.

All fees will be paid in US dollars via ACH or by check, without deduction or offset.

SIGNATURES:


CLIENT

Signature: 

Name (Print): Chris Pletcher

Title: General Manager

Blue Margin, Inc.

Signature:  Kate Eberle (May 30, 2024 13:41 MDT)

Name (Print): Kate Eberle

Title: Vice President, Business Development

Addendum A: MDS Products and Timeline

Data Lake Setup

Timeline:

Blue Margin plans to begin data lake setup and source ingestion by 6/17/2024. We anticipate full ingestion and setup will require 2-3 weeks.

If access to source systems is delayed, the timeline will be extended and delay fees may apply.

Activities:

- Coordinate with the FCLWD team for access to Zultys
- Setup Azure resources
- Identify key transactional tables for lake ingestion
- Develop Synapse pipelines and ingest source data into Azure data lake
- Schedule Synapse pipeline runs and monitor
- Establish SQL endpoint to provide to the FCLWD team

Deliverables

- Azure cloud data lake with Zultys data

Delay Policy and Fee:

- Once the project is initiated, we will charge \$1,000/day if progress is blocked by delays in access to source systems
- We will proactively communicate and attempt to solve access delay challenges with FCLWD
- Blue Margin will charge the delay fee if our progress is blocked and reserved resources are unable to continue development while awaiting access

Managed Data Service (MDS):

Timeline:

- Blue Margin will begin MDS on 07/08/2024 with no set term commitment.

Services Included in MDS:

- Data Architecture Monitoring:
 - Confirmation / monitoring of ETL runs (Mon-Fri 8 AM – 5 PM MST)
 - ETL process time monitoring and optimization
 - Error detection and resolution for data loads
 - Off-hours failures will be diagnosed and addressed the following business day
- Azure / Power BI Management and Administration
 - User management for Azure resources, databases, and Power BI (adding and removing access)
 - Updating pipelines as source specifics change, but not including migration to different sources
 - New table ingestion, as needed (from sources that have already been ingested into Azure data architecture)
- 30 hours of Client Success Team involvement, including:

- Weekly advisory sessions/sync ups – tailored consulting to cover any topics related to Power BI reporting and Azure, including but not limited to:
 - Query development and optimization support
 - Basic data model updates, including adding columns to mode tables, column data type management, and DAX measures that do not require changes to data structures or sources
 - Assistance locating data from sources (data discovery)
 - Advice on developing reports and support on existing data models
- Report development & enhancements
- Training, advisory, and development support
- Management & prioritization of development backlog
- Break/fix support
- Existing PBI dashboard support

Add-On Services

- MDS does **not** include:
 - Source migrations or ingesting new sources into client’s Azure data architecture
 - Additional sources can be imported into the data lake at \$10K/source

Tiering-Down MDS

- FCLWD reserves the right under this agreement to “tier down” MDS for months in which we’re not actively developing dashboards. If FCLWD elects to tier down MDS, we will still monitor the data architecture and ETL runs, and provide support.
- While not required, Blue Margin would appreciate a 30-days’ notice if FCLWD intends to tier down MDS, so that we can plan our capacity accordingly
- If FCLWD tiers down MDS, we will adjust the monthly charge from 10K/month to 5K/month

Hosting:

- FCLWD will host the data and Azure resources on their Azure tenant.

Addendum B: Fees and Invoice Schedule

Fees:

- **Azure Data Lake Development & Zultys Integration** - \$25,000
- **Month-to-Month MDS** - \$10,000/month
- **Additional Data Sources into Lake House:** \$10,000 per source

Invoicing:

Half of data lake source setup will be invoiced upon setup initiation, the other half upon completion.

Managed Data Services (MDS) will initially be pro-rated and invoiced according to the start date. Subsequent MDS invoices will be sent at the beginning of each month.

Addendum C: Renewals and Cancellation

Renewals:

This contract will automatically renew on a month-to-month basis unless either party provides written notice of the intent to cancel.

Upon renewal, the terms of this contract, including pricing and service levels, may be subject to review and adjustment. Pricing adjustments may be made in response to factors such as changes in market conditions, inflation, or enhancements to the service.

Once under a month-to-month agreement, Blue Margin reserves the right to adjust the pricing with thirty (30) days written notice to the client.

Cancellation:

Upon entering month-to-month agreements, the Client may cancel MDS by providing a written notice of cancellation to Blue Margin.

Termination of this contract, both in full or a partial cancellation of one or more lines of service, requires 30 days' written notice. For example, if you want February to be your final month on a service(s), we'd need notice by the last business day of January.

We do not prorate invoices or provide work for a partial month after the initial month.

Notices of cancellation should be emailed directly to the client's assigned Client Success Manager at the designated Blue Margin email address provided at the start of services.









2024-05-23 - FCWLD - Blue Margin - Setup and MDS

Final Audit Report

2024-05-30

Created:	2024-05-30
By:	Kate Eberle (kate.eberle@bluemargin.com)
Status:	Signed
Transaction ID:	CBJCHBCAABAAPmJdjmnJX0Dwlfjsjxhqyfp74U2ddJyC

"2024-05-23 - FCWLD - Blue Margin - Setup and MDS" History

-  Document created by Kate Eberle (kate.eberle@bluemargin.com)
2024-05-30 - 6:40:18 PM GMT- IP address: 38.175.169.251
-  Document emailed to Chris Pletcher (cpletcher@fclwd.com) for signature
2024-05-30 - 6:40:49 PM GMT
-  Email viewed by Chris Pletcher (cpletcher@fclwd.com)
2024-05-30 - 7:39:10 PM GMT- IP address: 198.99.80.20
-  Document e-signed by Chris Pletcher (cpletcher@fclwd.com)
Signature Date: 2024-05-30 - 7:40:06 PM GMT - Time Source: server- IP address: 198.99.80.20
-  Document emailed to Kate Eberle (kate.eberle@bluemargin.com) for signature
2024-05-30 - 7:40:08 PM GMT
-  Email viewed by Kate Eberle (kate.eberle@bluemargin.com)
2024-05-30 - 7:41:07 PM GMT- IP address: 38.175.169.251
-  Document e-signed by Kate Eberle (kate.eberle@bluemargin.com)
Signature Date: 2024-05-30 - 7:41:15 PM GMT - Time Source: server- IP address: 38.175.169.251
-  Agreement completed.
2024-05-30 - 7:41:15 PM GMT

Fort Collins-Loveland Water District



To: FCLWD Board
From: Eric Dowdy, Chris Pletcher
Date: 12/10/2024
Re: Additional Stratus Server for SCADA

As our distribution system continues to grow, our SCADA requirements continue to expand as well in order to scale with these needs. Our current Stratus server is maxed out on RAM capacity and processor performance; we need an additional server to address our increased current and future needs. The existing Stratus server (FtServer 2900) has about 5 years of life remaining. While we could put all the functions on the new server, the plan is to put primary functions on the new server but use the existing server to share some of the load. In leapfrog fashion, we will then plan on replacing the existing server in about 5 years.

Some of the immediate needs include needing to configure additional Virtual Machines (VMs) to run cyber security software, having more room to rebuild some of the VMs, room to build copies of current environments for testing updates and increased capacity and performance to run additional SCADA software moving forward, including a larger Historian database and increased use of operational predictive maintenance tools.

We evaluated 3 Stratus server options (attached), so that we are consistent with the existing level and type of hardware we currently have. Which is a high availability, fault tolerant virtual machine server housed on-premise. Based on load calculations, and using a planning horizon of 10 years, the team selected the Stratus ZtC Endurance 5100 server. This is in their latest generation of fault tolerant servers using the newest technology and processors. This server allows the District to simultaneously address the immediate need for increased capacity/performance and have the headroom to flex with increased needs for the future.

Budget Line Item:	8540
Annual Budget (2024)	\$12,078,000
Actual through 12/1/2024:	1,700,000
Requested Amount:	\$102,000

5150 Snead Drive
Fort Collins, Colorado 80525
Phone: 970-226-3104
Fax: 970-226-0186
www.fclwd.com

OT SCADA - Existing VM on current Stratus Server					
PC Name	Windows OS	Memory	vCPU	HDD	Expected system life/Notes
FCLWD-SCADA-AD01	Server 2019	12GB	4	150GB	This server has been having failures and must be rebuilt. The OS is also 2019 and needs to be updated to Server 2022
FCLWD-SCADA-A	Server 2022	24GB	4	80GB	This server is the Primary SCADA node and should be on a separate server than the Backup SCADA node for maximum business continuity.
FCLWD-SCADA-B	Server 2022	12GB	4	120GB	This server is the Backup SCADA node and should be on a separate server than the Primary SCADA node for maximum business continuity.
FCLWD-HISTORIAN	Server 2016	12GB	4	300GB	This is a critical server for saving Historical data. This server is running on a very old OS and needs to be updated to Server 2022 and the latest version of GE Historian. This system often hits 60-80% of CPU
FCLWD-RDS-A	Server 2022	16GB	4	90GB	This system is a newer build. There is no backup RDS server, so if this server goes down, clients must use another method for viewing the SCADA. A plan for a quick VM restore should be put in place. Or backup Cold VM on a separate host.
FCLWD-SCADA-AD2	Server 2022	8GB	2	90GB	This is the backup Active Directory Server. This server should be hosted on a separate physical server in order to maximize business continuity
FCLWD-SCADA	Server 2016	16GB	4	250GB	This is the original SCADA VM and the Win911 server. The Win911 server will need to be moved to a new host server. The OS is very old and insecure. This server will be decommissioned once all PLCs have been converted.
ftSysMgmt-46333	CentOS 7	2GB	1	20GB	This is the Stratus Maintenance VM. This requires very little throughput. It must be hosted on the Stratus server that it manages.
TOTAL vCPUs used			27		

Summary of Comparisons

The current Host Stratus server which is an ftServer 2900 currently has a maximum of 20 usable Logical processors on a single 2.2 Ghz Xeon Silver 4114 processor. The processor is currently over provisioned in order to get 27 processors assigned to the VMs. This is not optimal for any server. Also, this current processor is locked at 2.2 Ghz. Most new OS's and applications require a higher GHz for optimal performance. The Stratus 5100 processor has the ability to use the turbo speed of the processor up to 3.9 Ghz. This is a great system improvement for the Primary system, using the old stratus server as the backup server. The ztc5100 has Dual processors with 24 useable CPU's per processor, given the system 48 vCPU capability. The ztc3100 has a single processor and supports 24 useable vCPUs. As the District moves forward with VMs for Cyber security, analysis, redundancy, etc. more vCPU capability is important for growth. Using the current Stratus ftServer2900 to host some of the VMs that require less processing power. The ztc3100 has a maximum memory of 256GB of RAM and the ztc5100 has a maximum memory of 512GB RAM.

Driving Factors

ztC Endurance System Specifications	3100	5100	7100	ftServer 2900 (Existing)
Processor(s)	1 x Intel® Xeon® Silver 4410Y processor 2.0 GHz	2 x Intel® Xeon® Silver 4410Y processor 2.0 GHz	2 x Intel® Xeon® Gold 5418Y processor 2.0 GHz	1 x Intel® Xeon® Silver 4114 2.2 GHz
All Core Turbo Max Frequency	2.8 GHz	2.8 GHz	2.8 GHz	NA
Max Turbo Frequency	3.9 GHz	3.9 GHz	3.8 GHz	NA
Intel® Hyper-threaded Cores	12 per processor/ 12 per compute module	12 per processor/ 24 per compute module	24 per processor/ 48 per compute module	10 per processor/ 10 per compute module
Threads	24 per processor/ 24 per compute module	48 per processor/ 48 per compute module	48 per processor/ 96 per compute module	20 per processor/ 20 per compute module
Min/max memory	64 GB / 256 GB DDR5 RDIMMS	128 GB / 512 GB DDR5 RDIMMS	256 GB/ 1024 GB DDR5 RDIMMS	64 GB / 256 GB DDR5 RDIMMS
Intel UPI speed	16 GT/s	16 GT/s	16 GT/s	9.6GT/s
Maximum memory speed	4000 MT/s	4000 MT/s	4400 MT/s	
Server Cost	\$73,577	\$101,466	\$139,077	N/A

*Includes Max Memory



Datasheet

Stratus[®] ztC Endurance[™]

Evolutionary predictive
fault tolerant computing
delivering protected,
serviceable performance
for next generation,
sustainable operations.

The Stratus ztC Endurance platform enables organizations to run critical applications without downtime or data loss, in edge or data center environments, using intelligent, predictive fault tolerance based on Stratus' proven redundant hardware architecture, hardened drivers, and Stratus Automated Uptime Layer with Smart Exchange[™].

Across industries, organizations rely on the continuous availability of mission-critical applications to successfully meet the demand of "always on" operations. For these essential processes and operations, any unplanned downtime can significantly impact productivity, revenue, reputation, and safety. For these operations, failure recovery is not good enough. Organizations running vital applications require continuous availability of data and applications and the modern infrastructure to enable failure prevention.

Both OT and IT teams face the challenge of delivering this reliability in both centralized and distributed locations across their operations. They also may lack on-site technical staff needed to maintain complex inf

Platforms running critical applications must be easy to deploy, easy to manage, and easy to service—and not just in data centers, but at the edge of corporate networks.

Stratus ztC Endurance provides continuous availability and ensures data integrity for mission-critical applications running at the edge, operations center, and data center. Delivering seven nines (99.99999%) uptime, its Automated Uptime Layer with Smart Exchange provides continual proactive health monitoring and automatically takes action to maintain system availability and protect against data loss when needed. Coupled with the platform's modular design of hot-swappable customer replacement units (CRUs), ztC Endurance makes it easy for OT and IT teams to manage and support. ztC Endurance delivers the processing power and performance to host dozens of software applications as virtual machines (VMs), dramatically reducing the number of PCs or servers required for OT and IT teams to manage and maintain.

Key Benefits

- **Seven nines availability for critical applications:** Built-in computing fault tolerance delivers 99.99999% availability to run critical applications.
- **No loss of data:** Redundant computing architecture combined with intelligent automated management prevents in-flight data loss and ensures data integrity.
- **“Zero touch” management and support:** Modular design plus pro-active remote health monitoring and self-healing simplifies system management and serviceability for both IT and OT teams.
- **Rapid modernization and workload consolidation:** Modernize infrastructure and streamline operations by leveraging virtualization to consolidate multiple software workloads onto a single platform.
- **Multi-layered security:** Supports multi-layered defense-in-depth approaches, with focus on both process and product security guidelines to ensure maximum protection.
- **Lower TCO:** Reduce IT footprint and purchase fewer software licenses on a highly reliable platform with an expected 7-10 year lifespan, twice that of traditional servers.

Stratus ztC Endurance features

Using Stratus ztC Endurance, organizations can rapidly modernize IT infrastructure to maximize reliability, simplify manageability, and increase efficiency with minimal risk. Several key features help make ztC Endurance easy to deploy, easy to manage, and easy to service—at the enterprise data center, operations center, or edge location:

English



Intelligent, predictive fault tolerance

Stratus ztC Endurance delivers built-in fault tolerance that is transparent to applications without any scripting or modification. Stratus' Automated Uptime Layer with Smart Exchange™ (AUL – Smart Exchange) software automatically manages system resources to ensure continuous availability while providing a single system image to operating systems, applications, and users. AUL – Smart Exchange monitors nearly 500 alarm points to predict and avoid a potential failure before it occurs, taking action before operations are impacted.



Proactive health monitoring

Stratus ztC Endurance delivers automated self-monitoring, alerting, self-diagnosing, and remediation capabilities. Using the Stratus ActiveService™ Network (ASN) or an organization's existing monitoring methods, Stratus, partners and/or customers can receive platform health information and alerts. In most cases, the AUL – Smart Exchange identifies and resolves potential issues before they occur while keeping the appropriate teams informed at all times.



Industry standard components

Stratus ztC Endurance is engineered with the highest quality industry-standard components – Intel chipsets, RDIMMs, I/O cards, network cards, and NVMe drives. The platforms run standard shrink-wrapped operating systems and hypervisors, support industry-standard application programming interfaces (APIs), and cybersecurity software for ease of management, open interoperability, remote management, and security. Stratus builds on this design with its hardened drivers and built-in fault tolerance.



Workload consolidation

Stratus ztC Endurance offers the flexibility to run critical applications on bare metal – with the choice of industry-standard operating systems from Microsoft or RedHat – or to consolidate workloads with the hypervisor of your choice – whether VMware vSphere or Microsoft Windows Server with Hyper-V. With built-in virtualization, teams can easily consolidate multiple servers and devices onto a single, fault tolerant platform, allowing them to run more applications, improve performance, reduce total IT footprint and costs while ensuring application availability and uptime.



Manageable and serviceable by OT and IT

Status ztC Endurance simplifies manageability with remote monitoring capabilities and management APIs interoperable with standard systems. ztC Endurance is also easily serviceable without specialized IT skills or tools. The platform features four pairs of hot swappable customer replaceable unit (CRU) modules. When a CRU module is replaced, the system automatically returns the module to operation, making ztC Endurance ideal for environments with limited IT resources.



Modular design with redundant CRU modules

Each ztC Endurance platform has four pairs of identical customer replaceable unit modules (CRU modules)—two compute modules, two storage modules, two I/O modules, and two power supply modules. Together with the AUL – Smart Exchange, the redundant pairs of CRU modules act as a single system maintaining 99.99999% availability.



Connectivity to critical infrastructure

Stratus ztC Endurance provides the highest levels of computing reliability, enabling acquisition of critical data and connection to enterprise systems whether in the data center or at the edge. The platform ensures secure and fast access to crucial data in your Storage Area Network (SAN) with reliable File System and Network connectivity. ztC

Endurance enables single pane of glass visibility of your industrial automation infrastructure with OPC-UA Server, integrating standards-based interoperability and security for connectivity with digitized sensors, industrial equipment, and industrial software applications.

Stratus ztC Endurance models

Stratus ztC Endurance platforms are easy to deploy, easy to manage, and easy to service. We offer three different ztC Endurance models to meet the workload, environment, and budget of today’s application dependent enterprises and edge locations.

Stratus ztC Endurance 3100




Affordable performance for stable, fixed standalone applications in remote offices, branch offices, or shop floor locations

Stratus ztC Endurance 5100

Versatility and flexibility for rapidly growing or evolving applications in regional offices, remote plants, or regional data centers

Stratus ztC Endurance 7100

High performance for high volume data- or transaction-intensive applications in large remote plants or corporate data centers

			
ztC Endurance System Specifications	3100	5100	7100
Compute Module			English

Processor(s)	1 x Intel® Xeon® Silver 4410Y processor 2.0 GHz	2 x Intel® Xeon® Silver 4410Y processor 2.0 GHz	2 x Intel® Xeon® Gold 5418Y processor 2.0 GHz
All Core Turbo Max Frequency Max Turbo Frequency	2.8 GHz 3.9 GHz	2.8 GHz 3.9 GHz	2.8 GHz 3.8 GHz
Intel® Hyper-threaded Cores	12 per processor/ 12 per compute module	12 per processor/ 24 per compute module	24 per processor/ 48 per compute module
Threads	24 per processor/ 24 per compute module	24 per processor/ 48 per compute module	48 per processor/ 96 per compute module
Min/max memory	64 GB / 256 GB DDR5 RDIMMS	128 GB / 512 GB DDR5 RDIMMS	256 GB/ 1024 GB DDR5 RDIMMS
Intel UPI speed	16 GT/s	16 GT/s	16 GT/s
Maximum memory speed	4000 MT/s	4000 MT/s	4400 MT/s
USB Port	2 USB 3.0 (non- redundant) per compute module	2 USB 3.0 (non- redundant) per compute module	2 USB 3.0 (non- redundant) per compute module
I/O Module			
Integrated PCIe® adapter slots	5 PCIe 4 x8 per I/O module	5 PCIe 4 x8 per I/O module	5 PCIe 4 x8 per I/O module
10 Gb Ethernet ports	4 / 2 per I/O module	4 / 2 per I/O module	4 / 2 per I/O module
1 Gb Ethernet management ports	2 / 1 per I/O module	2 / 1 per I/O module	2 / 1 per I/O module
10 Gb dual-port Ethernet server PCIe adapter (fiber & copper)	Up to 5 optional per I/O module ¹		

32 Gb Fibre Channel PCIe adapter	Up to 5 optional per I/O module		
25 Gb dual-port Ethernet server PCIe adapter (fiber & copper)	Up to 5 optional per I/O module ¹		
Storage Module			
Internal system drive bays	6 per storage module NVMe PCIe Gen 4		
Internal 2.5" drives	Please visit https://www.stratus.com/solutions/platforms/system-specifications/disk-drive-matrix/ for a complete list of supported disk drives		
Manageability			
Alerts & Notifications	SNMP support, email alerts, REST API, and ActiveService Network (ASN)	SNMP support, email alerts, REST API, and ActiveService Network (ASN)	SNMP support, email alerts, REST API, and ActiveService Network (ASN)
Baseboard management controller	Standard	Standard	Standard
Virtual Technician Module (VTM)	Standard	Standard	Standard
Graphics adapter	1 VGA port per system	1 VGA port per system	1 VGA port per system
USB ports	1 USB 2.0 (redundant) per system	1 USB 2.0 (redundant) per system	1 USB 2.0 (redundant) per system
Serviceability			
Hot-swappable components	Compute module, storage module, I/O module, PSU, drives, RDIMMS	Compute module, storage module, I/O module, PSU, drives, RDIMMS	Compute module, storage module, I/O module, PSU,

Operating System ²			
Microsoft	Windows Server with optional Hyper-V® virtualization	Windows Server with optional Hyper-V® virtualization	Windows Server with optional Hyper-V® virtualization
VMware	vSphere	vSphere	vSphere
Red Hat	Enterprise Linux	Enterprise Linux	Enterprise Linux
Power and Packaging			
Input voltage	100-127, 200-240 VAC; 50 Hz, 60 Hz	100-127, 200-240 VAC; 50 Hz, 60 Hz	200-240 VAC; 50 Hz, 60 Hz
System dimension (H x W x D)	87.1 mm/3.43 in. (2U) x 446 mm/17.6 in. x 910 mm/35.83in		
Weight (fully loaded including rails)	34 kg (75 lbs.)	35 kg (78 lbs.)	35 kg (78 lbs.)

¹ VMware vSphere limits to no more than three dual-port Ethernet server PCIe adapter cards per I/O module.

²Support for Hyper-V with Windows Server and Red Hat Enterprise Linux will be available in a future release. Please visit [our Stratus support page](#) for a complete list of supported Operating Systems.

Seven nines (99.99999%) availability of the Stratus ztC Endurance computing platform is based on requirements that customers use parts authorized for Stratus ztC Endurance, maintain an active Stratus Support contract, and perform system updates recommended by Stratus.

For information about model availability, contact your local distributor.

Stratus support

From basic support plans to value added managed and professional services – get the additional capabilities you need to satisfy your unique enterprise and Edge Computing requirements.

Stratus Services for ztC Endurance

Similar to all Stratus computing platforms, Stratus offers a variety of certified options to ensure your systems are up-to-date and operating at peak efficiency. You'll get the help you need when you need it. Total Assurance and Extended Platform Support managed plans are available for different applications, environments, and use cases. [More+](#)

Find out more

English

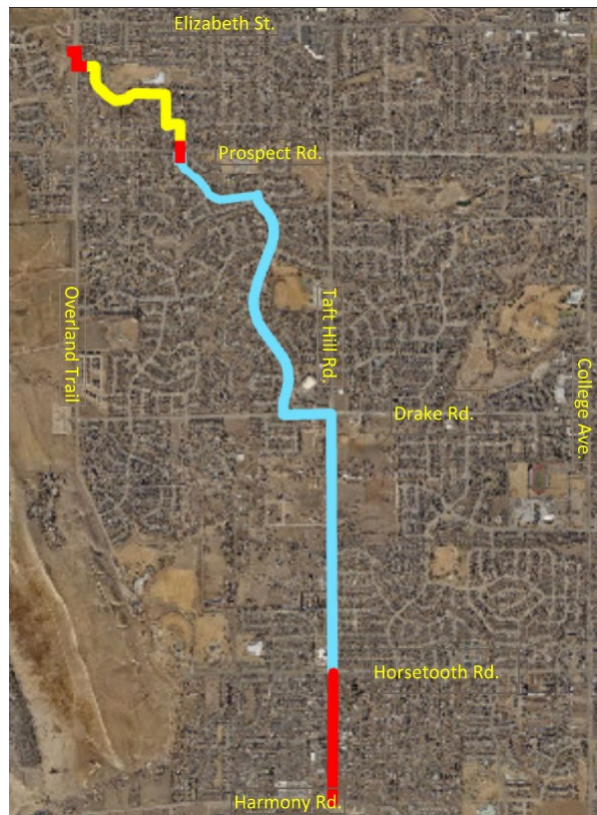
Fort Collins-Loveland Water District



To: FCLWD Board of Directors
From: Linsey R. Chalfant, PE – Civil Engineer III
Date: 12/10/2024
Re: Western Backbone Transmission Project-Phase III-Allocation Request #01-Early Material Procurement

Western Backbone is a 42” multi-phase transmission project extending 4 miles in western Fort Collins from Overland Pump Station to the Taft Pump Station. This project will replace an intersection bottleneck in the system at West Prospect and South Overland Trail and undersized transmission mains along the western edge of our service area, increasing hydraulic capacity and improving overall system performance. The completion of this project is critical to continue to deliver reliable and affordable water to our customers. By installing larger capacity transmission mains, the District can optimize delivery of its Soldier Canyon Filter Plant source water over the use of City of Fort Collins interconnects during peak water use periods.

- Phase 1 and 2 of the Western Backbone Project (shown in red below) were constructed in 2023 and 2024 respectively.
- Phase 3 (shown in yellow below) is anticipated to go to construction in February of 2025 and will connect the segments that were installed in 2024. Future phases of the alignment are shown in blue.



5150 Snead Drive
Fort Collins, Colorado 80525
Phone: 970-226-3104
Fax: 970-226-0186
www.fclwd.com



Fort Collins-Loveland Water District

With construction projected to go to construction in February of 2025, Connell Resources has indicated that large 42” pipe, valves, blowoffs, and fittings have long lead times for delivery. In an effort to meet this project deadline, the team is requesting an allocation for early material procurement to initiate a Task Order with Connell Resources to procure these materials. A construction task order is projected to come to the board for any remaining materials, activities, labor, and equipment in January.

Additionally, an allowance item is included in the allocation for miscellaneous expenses that may arise as we approach construction including City of Fort Collins street cut impact fees, sewer service locating, utility relocations, permit fees, etc.

The table below shows an estimated breakdown of the allocation request.

Allocations			
Project	Western Backbone Transmission-PH3		
Project Number	PROJ-0026.03		
Estimated Timeline	6 months		
Allocation #	1		
Allocation Approval Date:	24.12.10		
Allocation Approval Amount:	\$ 3,776,000.00		
Item/Contingency/Risk	Allocation Amount	Entity	Comment
Material Procurement	\$ 3,396,000.00	Connell	
Misc. Allowance	\$ 200,000.00	District	street cut fees, sewer locating, utility relocations, permit fees, etc.
Contingency	\$ 180,000.00		10%
Allocation Request	\$ 3,776,000.00		

Recommendation:

Engineering recommends Board approval to allocate \$3,776,000 for Phase 3 of the Western Backbone Project.

Budget Line Item (2025):	9140 Distribution (Non-Operating)
Annual Budget (2025):	\$32,979,000
Actual on 12/1/2024:	\$0
Requested Amount:	\$3,776,000